



**GARRE**

**15**

**RECORDS &  
HISTORY**




# RUSHING — CAREER

## 1,000-YARD CLUB (43)

(Career Rushing Yards)

PLAYER	YARDS	YEARS
Darren Lewis	5,012	1987-90
Curtis Dickey	3,703	1976-79
Cyrus Gray	3,298	2008-11
Greg Hill	3,262	1991-93
Rodney Thomas	3,014	1991-94
George Woodard	2,911	1975-79
Bubba Bean	2,846	1972-75
Danté Hall	2,818	1996-99
Christine Michael	2,791	2009-12
Courtney Lewis	2,711	2003-06
Johnny Hector	2,587	1979-82
Roger Vick	2,471	1983-86
Leeland McElroy	2,442	1993-95
Bob Smith	2,415	1949-51
Jorvorskie Lane	2,193	2005-08
Johnny Manziel (QB)	2,169	2012-13
Bucky Richardson (QB)	2,095	1987-91
Sirr Parker	2,042	1995-98
Mike Goodson	1,964	2006-08
Reggie McNeal (QB)	1,889	2002-05
Skip Walker	1,878	1972-75
D'Andre Hardeman	1,774	1995-99
Stephen McGee	1,750	2005-08
Robert Wilson	1,739	1988-90
Larry Stegent	1,736	1967-69
Keith Woodside	1,720	1984-87
Ben Malena	1,618	2010-13
Derek Farmer	1,582	2001-03
Dick Todd	1,556	1936-38
Earnest Jackson	1,539	1979-82
Glenn Lippman	1,506	1949-51
John David Crow	1,465	1955-57
Thomas Sanders	1,379	1980-84
Ja'Mar Toombs	1,360	1998-00
John Kimbrough	1,357	1938-40
Trey Williams	1,343	2012-14
David Brothers	1,269	1976-79
Anthony Toney	1,238	1982-85
Mike Mosley	1,206	1977-80
Roddy Osborne	1,188	1955-57
Bucky Sams	1,118	1973-75
Jack Pardee	1,017	1954-57
Wendell Housley	1,009	1966-68



**DARREN LEWIS**

## OTHER CAREER RUSHING RECORDS


Best Average/Carry, Career	Trey Williams	6.5	2012-14
Career 100-Yard Games	Darren Lewis	27	1987-90
Career 200-Yard Games	Darren Lewis	5	1987-90
	SWC Record		
Career Yards Per Game	Darren Lewis	113.9	1987-90

## CAREER RUSHES


PLAYER	ATTEMPTS	YEAR
Darren Lewis	909	1987-90
Curtis Dickey	697	1976-79
Cyrus Gray	632	2008-11
Greg Hill	631	1991-93
George Woodard	625	1975-77, 79
Rodney Thomas	604	1991-94
Roger Vick	598	1983-86
Johnny Hector	550	1979-82
Christine Michael	529	2009-12
Danté Hall	522	1996-99
Courtney Lewis	517	2003-06
Jorvorskie Lane	489	2005-08
Bubba Bean	482	1972-75
Larry Stegent	463	1967-69
Leeland McElroy	448	1993-95
Bob Smith	439	1949-51
Sirr Parker	438	1995-98
Stephen McGee	387	2005-08
Skip Walker	371	1972-75
Ja'Mar Toombs	350	1998-00

## CAREER TOUCHDOWNS

PLAYER	TD	YEARS
Jorvorskie Lane	49	2005-08
Darren Lewis	44	1987-90
Rodney Thomas	41	1991-94
George Woodard	35	1975-77
Christine Michael	34	2009-12
Curtis Dickey	34	1976-79
Greg Hill	33	1991-93
Johnny Manziel	30	2012-13
Cyrus Gray	30	2008-11
Courtney Lewis	30	2003-06
Joel Hunt	30	1925-27
Bucky Richardson	30	1987-91
Leeland McElroy	29	1993-95
D'Andre Hardeman	28	1996-99
Ja'Mar Toombs	26	1998-00
Skip Walker	25	1972-75
Bob Smith	23	1949-51
Roger Vick	23	1983-86
Ben Malena	22	2010-13
Danté Hall	22	1996-99
Johnny Hector	20	1979-82



**BUBBA BEAN**



**CURTIS DICKEY**

RECORDS



# 100-YARD RUSHING GAMES

(since 1949 — \* bowl game)

## 2014 (1)

Tra Carson	*vs West Virginia	25-133
------------	-------------------	--------

## 2013 (2)

Johnny Manziel	Sam Houston St.	12-102
Johnny Manziel	at Ole Miss	19-124

## 2012 (10)

Johnny Manziel	at SMU	13-124
Johnny Manziel	Arkansas	14-104
Ben Malena	at Ole Miss	18-142
Johnny Manziel	at Ole Miss	20-129
Johnny Manziel	vs Louisiana Tech	19-181
Trey Williams	at Auburn	19-109
Ben Malena	at Mississippi St.	17-112
Johnny Manziel	at Mississippi St.	21-129
Johnny Manziel	Sam Houston St.	16-100
Johnny Manziel	*vs Oklahoma	17-229

## 2011 (9)

Cyrus Gray	SMU	21-132
Cyrus Gray	Idaho	29-101
Christine Michael	vs Arkansas	32-230
Cyrus Gray	at Texas Tech	21-116
Christine Michael	Baylor	21-105
Christine Michael	at Iowa State	18-142
Cyrus Gray	at Iowa State	21-125
Christine Michael	Missouri	21-104
Cyrus Gray	at Kansas State	30-218

## 2010 (10)

Christine Michael	SFA	22-105
Christine Michael	Louisiana Tech	14-107
Christine Michael	FIU	21-119
Cyrus Gray	at Kansas	13-117
Cyrus Gray	Texas Tech	16-102
Cyrus Gray	Oklahoma	21-122
Cyrus Gray	at Baylor	28-137
Cyrus Gray	Nebraska	26-137
Cyrus Gray	at Texas	27-223
Cyrus Gray	*vs LSU	20-100

## 2009 (5)

Christine Michael	Baylor	11-116
Cyrus Gray	Baylor	14-107
Cyrus Gray	Iowa State	21-119
Cyrus Gray	at Texas Tech	25-131
Christine Michael	at Texas Tech	22-121

## 2008 (2)

Mike Goodson	at Oklahoma State	8-112
Mike Goodson	Arkansas State	24-124

## 2007 (8)

Stephen McGee	at Nebraska	35-167
Jorvorskie Lane	at Nebraska	15-130
Jorvorskie Lane	Baylor	24-123
Stephen McGee	Baylor	17-110
Mike Goodson	Louisiana-Monroe	11-113
Stephen McGee	Fresno State	16-124
Jorvorskie Lane	Fresno State	23-121
Stephen McGee	Montana State	9-121

## 2006 (4)

Mike Goodson	Oklahoma	10-127
Jorvorskie Lane	Missouri	28-127
Stephen McGee	vs Army	11-144
Jorvorskie Lane	vs Army	24-106



CYRUS GRAY

## 2005 (9)

Jorvorskie Lane	Texas	17-104
Stephen McGee	Texas	24-108
Courtney Lewis	at Oklahoma	26-100
Courtney Lewis	at Texas Tech	15-146
Reggie McNeal	at Kansas State	16-119
Reggie McNeal	Oklahoma State	12-150
Jorvorskie Lane	Oklahoma State	22-139
Courtney Lewis	Texas State	27-136
Reggie McNeal	SMU	6-100
Reggie McNeal	at Clemson	9-100

## 2004 (5)

Courtney Lewis	Texas Tech	19-115
Courtney Lewis	at Baylor	26-100
Reggie McNeal	Colorado	22-139
Reggie McNeal	Clemson	17-129
Courtney Lewis	Clemson	28-165

## 2003 (6)

Courtney Lewis	Kansas	26-120
Courtney Lewis	Oklahoma State	16-171
Courtney Lewis	Baylor	12-158
Derek Farmer	Baylor	11-117
Courtney Lewis	Pittsburgh	16-105
Courtney Lewis	Utah	16-100

## 2002 (4)

Derek Farmer	at Texas	17-122
Derek Farmer	at Kansas	21-111
Derek Farmer	Texas Tech	27-132
Derek Farmer	Louisiana Tech	19-119

## 2001 (3)

Derek Farmer	Iowa State	17-133
Derek Farmer	Notre Dame	20-100
Keith Joseph	at Wyoming	21-105

## 2000 (2)

Ja'Mar Toombs	* vs Mississippi State	35-193
Joe Weber	at Iowa State	20-106

## 1999 (2)

Ja'Mar Toombs	Texas	37-126
Joe Weber	Missouri	8-121

## 1998 (6)

Danté Hall	Kansas	36-177
Danté Hall	Nebraska	32-113
Ja'Mar Toombs	Nebraska	10-110
Danté Hall	Baylor	17-137
Ja'Mar Toombs	Oklahoma State	23-111
Danté Hall	Kansas State	27-113

## 1997 (7)

Danté Hall	Sam Houston	11-169
Danté Hall	North Texas	19-156
Sirr Parker	North Texas	17-124
Danté Hall	Colorado	22-123
Danté Hall	Oklahoma	12-139
Sirr Parker	Oklahoma	22-123
Danté Hall	Texas	19-118

## 1996 (6)

Danté Hall	Texas	14-108
Eric Bernard	Baylor	21-115
D'Andre Hardeman	Baylor	7-121
D'Andre Hardeman	Oklahoma State	18-109
Danté Hall	Texas Tech	17-184
D'Andre Hardeman	Iowa State	9-107
Danté Hall	Louisiana Tech	14-101
Sirr Parker	North Texas	18-116
Eric Bernard	BYU	18-108
Sirr Parker	BYU	20-101

## 1995 (6)

Leeland McElroy	Texas	29-145
Leeland McElroy	MTSU	17-118
Leeland McElroy	Rice	28-168
D'Andre Hardeman	SMU	26-130
Leeland McElroy	Tulsa	23-116
Leeland McElroy	LSU	35-229

## 1994 (6)

Rodney Thomas	SMU	18-134
Rodney Thomas	Rice	21-136
Rodney Thomas	Baylor	14-108
Leeland McElroy	Baylor	22-105
Rodney Thomas	Texas Tech	22-124
Leeland McElroy	LSU	11-132

## 1993 (9)

Greg Hill	Texas	23-125
Greg Hill	TCU	10-125
Greg Hill	SMU	21-129
Greg Hill	Houston	20-128
Rodney Thomas	Texas Tech	23-108
Rodney Thomas	Missouri	17-107
Leeland McElroy	Missouri	17-136
Rodney Thomas	Oklahoma	22-106
Rodney Thomas	LSU	25-201

## 1992 (10)

Greg Hill	Texas	23-100
Greg Hill	TCU	25-187
Greg Hill	Louisville	26-142
Greg Hill	SMU	24-138
Greg Hill	Baylor	19-119
Rodney Thomas	Baylor	9-116
Greg Hill	Texas Tech	32-141
Rodney Thomas	Texas Tech	24-179
Greg Hill	Missouri	20-104
Greg Hill	Tulsa	26-125

## 1991 (7)

Greg Hill	TCU	19-115
Greg Hill	Rice	18-109
Bucky Richardson	Rice	18-128
Greg Hill	Houston	25-160
Greg Hill	Texas Tech	24-137
Greg Hill	Tulsa	25-125
Greg Hill	LSU	30-212

## 1990 (18)

Darren Lewis	* vs BYU	5-104
Bucky Richardson	* vs BYU	12-119
Darren Lewis	Texas	25-150
Bucky Richardson	Texas	16-109
Darren Lewis	TCU	23-113
Robert Wilson	Arkansas	18-115
Darren Lewis	SMU	31-207

Bucky Richardson	SMU	13-180
Darren Lewis	Rice	25-176
Darren Lewis	Baylor	34-179
Darren Lewis	Houston	21-124
Robert Wilson	Houston	15-111
Darren Lewis	Texas Tech	34-232
Darren Lewis	North Texas	26-132
Randy Simmons	USL	11-141
Darren Lewis	USL	16-141
Robert Wilson	USL	8-116
Darren Lewis	Hawaii	24-117

**1989 (7)**

Robert Wilson	* vs Pittsburgh	16-145
Darren Lewis	SMU	18-126
Darren Lewis	Rice	28-201
Darren Lewis	Houston	12-120
Robert Wilson	Houston	22-115
Darren Lewis	So. Mississippi	21-126
Robert Wilson	LSU	15-121

**1988 (10)**

Darren Lewis	Alabama	24-128
Darren Lewis	Texas	38-212
Darren Lewis	TCU	28-105
Darren Lewis	Arkansas	34-192
Darren Lewis	Louisiana Tech	34-160
Darren Lewis	Rice	18-170
Darren Lewis	Baylor	28-138
Darren Lewis	Houston	40-201
Darren Lewis	Texas Tech	27-177
Darren Lewis	Oklahoma State	25-168

**1987 (7)**

Keith Woodside	Texas	12-135
Darren Lewis	TCU	16-194
Bucky Richardson	Rice	8-137
Keith Woodside	Rice	17-122
Darren Lewis	Baylor	25-103
Darren Lewis	So. Mississippi	6-103
Bucky Richardson	So. Mississippi	5-102

**1986 (10)**

Roger Vick	* vs Ohio State	24-113
Roger Vick	Texas	41-167
Melvin Collins	TCU	20-110
Roger Vick	TCU	17-104
Roger Vick	Arkansas	28-117
Roger Vick	SMU	26-118
Roger Vick	Rice	16-115
Roger Vick	Houston	25-104
Roger Vick	Texas Tech	26-104
Keith Woodside	North Texas	10-107

**1985 (6)**

Anthony Toney	SMU	21-117
Keith Woodside	SMU	12-104
Anthony Toney	Rice	25-116
Roger Vick	Texas Tech	37-135
Roger Vick	Tulsa	21-134
Anthony Toney	N.E. Louisiana	22-106

**1984 (2)**

Thomas Sanders	TCU	21-107
Thomas Sanders	Houston	23-112

**1983 (1)**

Roger Vick	TCU	18-110
------------	-----	--------

**1982 (0)****1981 (5)**

Ernest Jackson	* vs Oklahoma State	22-123
Ernest Jackson	TCU	19-219
Johnny Hector	Texas Tech	16-143
Johnny Hector	California	16-125
Ernest Jackson	California	18-125

**1980 (5)**

Johnny Hector	TCU	37-191
Johnny Hector	Arkansas	18-136
Johnny Hector	SMU	20-126
Johnny Hector	Rice	26-121
Mike Mosley	Mississippi	16-116

**1979 (4)**

Curtis Dickey	Rice	21-127
Curtis Dickey	Memphis State	31-137
Curtis Dickey	Penn State	31-184
Curtis Dickey	BYU	28-148

**1978 (11)**

Curtis Dickey	* Iowa State	34-276
Curtis Dickey	TCU	34-230
Curtis Dickey	Arkansas	28-104
Curtis Dickey	SMU	33-143
David Brothers	Rice	25-163
Raymond Belcher	Baylor	24-119
Curtis Dickey	Texas Tech	20-168
Mike Mosley	Texas Tech	14-120
Curtis Dickey	Memphis State	11-167
Curtis Dickey	Boston College	18-138
Curtis Dickey	Kansas	25-128

**1977 (14)**

George Woodard	* vs USC	27-185
Mike Mosley	* vs USC	20-180
Mike Mosley	Houston	12-109
Curtis Dickey	TCU	20-178
George Woodard	TCU	20-163
George Woodard	Arkansas	28-116
Curtis Dickey	Arkansas	20-101
David Walker	SMU	27-182
Curtis Dickey	Rice	15-106
David Brothers	Baylor	9-103
George Woodard	Michigan	39-153
Curtis Dickey	Virginia Tech	17-144
George Woodard	Kansas	20-150
Curtis Dickey	Kansas	14-139

**1976 (9)**

George Woodard	* vs Florida	25-124
George Woodard	Texas	29-109
Darrell Smith	TCU	4-147
George Woodard	TCU	10-102
George Woodard	SMU	34-155
George Woodard	Rice	29-188
Curtis Dickey	Texas Tech	18-127
George Woodard	Kansas State	39-177
George Woodard	Virginia Tech	20-111

**1975 (6)**

George Woodard	Rice	32-167
George Woodard	SMU	23-106
George Woodard	Baylor	24-101
Bubba Bean	Texas Tech	9-180
Bubba Bean	Illinois	12-158
George Woodard	LSU	6-106

**1974 (8)**

Bubba Bean	Rice	10-138
Jerry Honore	Arkansas	19-131
Skip Walker	Texas Tech	21-138
Skip Walker	LSU	16-130
Bubba Bean	LSU	14-127
Bucky Sams	LSU	24-107
Bubba Bean	Clemson	18-182
Bucky Sams	Clemson	15-122

**1973 (5)**

Skip Walker	SMU	13-184
Bubba Bean	SMU	13-100
Skip Walker	TCU	11-122
Bubba Bean	Clemson	22-204
Alvin Bowers	Wichita State	14-126

**1972 (3)**

Brad Dusek	TCU	19-104
Brad Dusek	Texas Tech	21-112
Mark Green	Wichita State	25-165

**1971 (2)**

Mark Green	Texas	25-106
Mark Green	SMU	41-150

**1970 (1)**

Doug Neill	Michigan	17-101
------------	----------	--------

**1969 (4)**

Steve Burks	SMU	4-102
Larry Stegent	Arkansas	23-124
Larry Stegent	Texas Tech	29-117
Larry Stegent	Army	34-114

**1968 (4)**

Larry Stegent	Rice	21-100
Dave Elmendorf	Florida State	17-129
Larry Stegent	Florida State	21-139
Larry Stegent	Tulane	12-111

**1967 (1)**

Larry Stegent	Baylor	29-138
---------------	--------	--------

**1966 (1)**

Wendell Housley	Baylor	33-127
-----------------	--------	--------

**1960-65 (0)****1959 (1)**

Jesse McGuire	Texas Tech	15-149
---------------	------------	--------

**1958 (0)****1957 (2)**

John David Crow	Arkansas	21-116
Roddy Osborne	Houston	13-115

**1956 (0)****1955 (1)**

John David Crow	LSU	13-130
-----------------	-----	--------

**1954 (1)**

Elwood Kettler	Houston	16-113
----------------	---------	--------

**1952-53 (0)****1951 (4)**

Glenn Lippman	Texas	19-173
Glenn Lippman	Arkansas	10-105
Billy Tidwell	Baylor	10-139
Glenn Lippman	Texas Tech	18-156

**1950 (11)**

Bob Smith	* Georgia	20-158
Bob Smith	Rice	27-101
Bob Smith	SMU	29-297
Bob Smith	Arkansas	16-133
Bob Smith	Baylor	6-101
Bob Smith	TCU	38-146
Billy Tidwell	Oklahoma	14-114
Bob Smith	Oklahoma	19-111
Bob Smith	Texas Tech	27-147
Glenn Lippman	Nevada	8-124
Billy Tidwell	Nevada	6-103

**1949 (2)**

Bob Smith	SMU	31-214
Bob Smith	Texas Tech	23-175

**PRE-1949  
(PARTIAL LIST)**

Dick Todd	TCU '36	17-170
Dick Todd	Manhattan '36	17-187
H.M. Pitney	Utah '36	22-104
Jacob Shockley	Utah '36	11-127
Choc Kelley	Oklahoma '07	??-125

# TOTAL OFFENSE

## SINGLE GAME (300-YARD GAMES)

PLAYER	RUN	PASS	TOTAL	OPPONENT	DATE
Johnny Manziel	181	395	576	vs Louisiana Tech	Oct. 13, 2012
Johnny Manziel	98	464	562	Alabama	Sept. 14, 2013
Johnny Manziel	104	453	557	Arkansas	Sept. 29, 2012
Johnny Manziel	229	287	516	vs Oklahoma	Jan. 4, 2013
Kenny Hill	5	511	516	at South Carolina	Aug. 28, 2014
Johnny Manziel	48	454	502	Auburn	Oct. 19, 2013
Johnny Manziel	47	446	493	Mississippi State	Nov. 9, 2013
Jerrod Johnson	68	419	487	Kansas State	Oct. 11, 2008
Johnny Manziel	36	426	462	Sam Houston State	Sept. 2, 2013
Johnny Manziel	113	346	459	at Ole Miss	Oct. 12, 2013
Ryan Tannehill	9	449	458	Texas Tech	Oct. 30, 2010
Johnny Manziel	73	382	455	vs. Duke	Dec. 31, 2013
Ryan Tannehill	34	415	449	Baylor	Oct. 15, 2011
Johnny Manziel	129	311	440	at Mississippi State	Nov. 3, 2012
Johnny Manziel	67	372	439	Missouri	Nov. 24, 2012
Jerrod Johnson	97	342	439	Texas	Nov. 26, 2009
Jerrod Johnson	13	409	422	at Oklahoma State	Sept. 30, 2010
Johnny Manziel	124	294	418	at SMU	Sept. 15, 2012
Edd Hargett	42	376	418	at SMU	Nov. 9, 1968
Kenny Hill	30	386	416	vs Arkansas	Sept. 27, 2014
Jerrod Johnson	51	362	413	vs Georgia	Dec. 28, 2009
Reggie McNeal	86	317	413	Texas State	Sept. 22, 2005
Dustin Long	8	399	407	at Kansas	Oct. 19, 2002
Jerrod Johnson	57	349	406	New Mexico	Sept. 5, 2009
Reggie McNeal	150	263	403	Oklahoma State	Oct. 15, 2005
Kenny Hill	0	401	401	Ole Miss	Oct. 11, 2014
Jerrod Johnson	78	322	400	Utah State	Sept. 19, 2009
Kenny Hill	35	365	400	at Mississippi State	Oct. 4, 2014
Jerrod Johnson	16	381	397	at Iowa State	Oct. 25, 2008
Stephen McGee	30	362	392	at Texas	Nov. 23, 2007
Ryan Tannehill	11	379	390	at Oklahoma	Nov. 5, 2011
Reggie McNeal	98	288	386	at Oklahoma State	Oct. 16, 2004
Reggie McNeal	139	243	382	Colorado	Oct. 23, 2004
Randy McCown	18	362	380	Kansas	Oct. 16, 1999
Ryan Tannehill	65	309	378	Oklahoma State	Sept. 24, 2011
Brannon Stewart	-12	385	373	Colorado	Sept. 28, 1996
Johnny Manziel	100	267	367	Sam Houston State	Nov. 17, 2012
Jerrod Johnson	17	349	366	Louisiana Tech	Sept. 11, 2010
Dustin Long	-2	367	365	Texas Tech	Oct. 5, 2002
Bucky Richardson	120	231	359	at Rice	Nov. 2, 1991
Jerrod Johnson	61	290	351	UAB	Sept. 26, 2009
Johnny Manziel	90	260	350	at Auburn	Oct. 27, 2012
Mark Farris	8	341	349	Wyoming	Sept. 6, 2001
Jerrod Johnson	3	345	348	vs Arkansas	Oct. 3, 2009
Bucky Richardson	27	321	348	at TCU	Nov. 7, 1991

Johnny Manziel	102	244	346	SMU	Sept. 21, 2013
Johnny Manziel	92	253	345	at Alabama	Nov. 10, 2012
Reggie McNeal	44	298	342	Wyoming	Sept. 11, 2004
Johnny Manziel	67	273	340	UTEP	Nov. 2, 2013
Kenny Hill	38	300	338	Rice	Sept. 13, 2014
Ryan Tannehill	0	337	337	Idaho	Oct. 15, 2011
Jerrod Johnson	15	322	337	Missouri	Oct. 16, 2010
Stephen McGee	17	318	335	Louisiana Tech	Sept. 23, 2006
Reggie McNeal	71	259	330	Kansas	Nov. 1, 2003
Randy McCown	10	320	330	Tulsa	Sept. 18, 1999
Jerrod Johnson	5	322	327	SFA	Sept. 4, 2010
Kyle Allen	33	294	327	West Virginia	Dec. 29, 2014
Kenny Hill	57	265	322	SMU	Sept. 20, 2014
Johnny Manziel	59	261	320	at Arkansas	Sept. 28, 2013
Johnny Manziel	129	191	320	at Ole Miss	Oct. 6, 2012
Johnny Manziel	11	305	316	Vanderbilt	Oct. 26, 2013
Mark Farris	4	311	315	at Baylor	Oct. 14, 2000
Mark Farris	-21	334	313	at Colorado	Oct. 13, 2001
Gary Kubiak	7	306	313	Rice	Oct. 23, 1982
Reggie McNeal	43	268	311	at Baylor	Oct. 30, 2004
Dustin Long	-21	332	311	at Oklahoma State	Nov. 2, 2002
Stephen McGee	110	200	310	Baylor	Sept. 29, 2007
Jerrod Johnson	71	238	309	at Texas Tech	Oct. 24, 2009
Reggie McNeal	55	254	309	Texas Tech	Nov. 13, 2004
Reggie McNeal	129	178	307	Clemson	Sept. 18, 2004
Edd Hargett	-3	309	306	TCU	Oct. 15, 1966
Randy McCown	33	273	306	at Texas Tech	Oct. 12, 1999
Stephen McGee	89	215	304	at Baylor	Oct. 28, 2006
Johnny Manziel	27	276	303	LSU	Oct. 20, 2012
Stephen McGee	58	244	302	Nebraska	Nov. 11, 2006

## OTHER TOTAL OFFENSE RECORDS

<b>Most Total Plays, Game</b>	
Jerrod Johnson	75 (13 rush, 62 pass, 422 total yards) at Oklahoma State Sept. 30, 2010
Kenny Hill	75 (12 rush, 63 pass, 400 total yards) at Miss. State Oct. 4, 2014
<b>Most Total Plays, Season</b>	
Jerrod Johnson	642 2009
<b>Most Total Plays, Career</b>	
Jerrod Johnson	1,440 2007-10
<b>Avg. Yards Per Play, Season</b>	
Johnny Manziel	8.1 2012
<b>Average Yards Per Play, Career</b>	
Reggie McNeal	6.9 2002-05
<b>300 Pass/100 Rush Games, Season</b>	
Johnny Manziel	3 2012

## SEASON

PLAYER	RUN	PASS	TOTAL	YEAR
Johnny Manziel	1,410	3,706	5,116	2012
Johnny Manziel	759	4,114	4,873	2013
Jerrod Johnson	506	3,579	4,085	2009
Ryan Tannehill	306	3,744	4,050	2011
Reggie McNeal	718	2,791	3,509	2004
Stephen McGee	899	2,311	3,210	2007
Stephen McGee	666	2,295	2,961	2006
Kenny Hill	156	2,649	2,805	2014
Mark Farris	116	2,551	2,667	2000
Reggie McNeal	664	1,963	2,627	2005
Jerrod Johnson	114	2,435	2,549	2008
Dustin Long	13	2,509	2,522	2002
Randy McCown	57	2,374	2,431	1999
Kevin Murray	-115	2,463	2,348	1986
Edd Hargett	9	2,321	2,330	1968
Corey Pullig	50	2,105	2,155	1995
Reggie McNeal	370	1,782	2,152	2003
Jerrod Johnson	146	1,947	2,093	2010
Mark Farris	-76	2,094	2,018	2001
Corey Pullig	-64	2,056	1,992	1994
Gary Kubiak	178	1,808	1,986	1981

## CAREER

PLAYER	RUN	PASS	TOTAL	YEARS
Johnny Manziel	2,169	7,820	9,989	2012-13
Jerrod Johnson	877	8,011	8,888	2007-10
Reggie McNeal	1,889	6,987	8,876	2003-05
Stephen McGee	1,750	5,475	7,225	2005-08
Corey Pullig	42	6,846	6,888	1992-95
Kevin Murray	-51	6,506	6,455	1983-86
Ryan Tannehill	369	5,450	5,819	2008-11
Edd Hargett	32	5,379	5,411	1966-68
Darren Lewis	5,012	150	5,162	1987-90
Bucky Richardson	2,095	3,039	5,134	1987-91
Mark Farris	23	4,949	4,972	1999-22
Randy McCown	205	4,187	4,392	1996-99
Gary Kubiak	188	4,078	4,266	1979-82
Brannon Stewart	-157	4,325	4,168	1996-98
Mike Mosley	1,396	2,545	3,941	1977-80
Curtis Dickey	3,703	0	3,703	1976-79
David Walker	912	2,517	3,429	1973-77
Greg Hill	3,262	0	3,262	1991-93
Lance Pavlas	-97	3,212	3,115	1987-90


# ALL-PURPOSE YARDS

## SEASON

PLAYER	YEAR	RUN	REC	KR	PR	TOTAL
Cyrus Gray	2010	1,133	251	422	0	1,806
Darren Lewis	1990	1,691	48	0	0	1,739
Leeland McElroy	1995	1,122	379	208	0	1,709
Darren Lewis	1988	1,692	13	0	0	1,705
Cyrus Gray	2009	757	226	642	0	1,625
Cyrus Gray	2008	363	60	1,169	0	1,592
Bob Smith	1950	1,302	116	174	0	1,592
Danté Hall	1996	642	12	324	573	1,551
Terrence Murphy	2003	150	762	626	0	1,538
Curtis Dickey	1977	978	231	302	0	1,511
Speedy Noil	2014	10	583	645	180	1,418
Danté Hall	1997	973	97	156	208	1,434
Greg Hill	1992	1,339	90	0	0	1,429
Leeland McElroy	1993	613	224	590	0	1,427
Johnny Manziel	2012	1,410	0	0	0	1,410
Cyrus Gray	2011	1,045	239	116	0	1,400
Greg Hill	1991	1,216	121	16	0	1,353
George Woodard	1976	1,156	164	0	0	1,320
Danté Hall	1998	1024	92	172	28	1,316
Jason Carter	2005	99	827	0	344	1,270
Curtis Dickey	1978	1,146	69	53	0	1,268
Larry Stegent	1967	568	365	292	20	1,245

## CAREER

PLAYER	YEARS	RUN	REC	KR	PR	TOTAL
Cyrus Gray	2008-11	3,298	776	2,349	0	6,423
Darren Lewis	1987-90	5,012	126	0	0	5,138
Curtis Dickey	1976-79	3,703	496	487	0	4,706
Danté Hall	1996-99	2,820	260	987	641	4,706
Leeland McElroy	1993-95	2,442	645	1,099	10	4,186
Larry Stegent	1967-69	1,736	739	714	591	3,780
Rod Harris	1985-88	60	1,395	1,209	971	3,635
Greg Hill	1991-93	3,262	289	16	0	3,567
Ryan Swope	2009-12	59	3,117	285	0	3,461
Dick Todd	1936-38	1,556	193	488	1,147	3,384
Trey Williams	2012-14	1,343	330	1,684	0	3,357
Christine Michael	2009-12	2,791	323	217	0	3,331
George Woodard	1975-77, 79	2,914	247	0	0	3,161
Bob Smith	1949-51	2,415	261	483	0	3,159
Jeff Fuller	2008-11	0	3,092	0	0	3,092




DANTÉ HALL




# PASSING — SINGLE GAME

## LONGEST PASS PLAY

PLAYER	YARDS	OPPONENT	DATE
Randy McCown	96	Tulsa	Sept. 18, 1999
Johnny Manziel	95	Alabama	Sept. 14, 2013
Mark Farris	93	Wyoming	Sept. 9, 2000
Gary Kubiak	92	Louisiana Tech	Sept. 26, 1981
Reggie McNeal	91	Baylor	Oct. 11, 2003
Jim Kaufmann	91	Texas	Nov. 25, 1965
Johnny Manziel	89	Sam Houston St.	Nov. 17, 2012
Kenny Hill	86	Arkansas	Sept. 27, 2014
Reggie McNeal	84	Wyoming	Sept. 11, 2004
Chris Osgood	84	SMU	Nov. 4, 1989
David Shipman	84	SMU	Nov. 8, 1975
Edd Hargett	84	TCU	Oct. 19, 1968
Jacob Shockley	83	at San Francisco	Sept. 11, 1936
Dustin Long	82	Texas Tech	Oct. 5, 2002
Randy McCown	81	Nebraska	Oct. 10, 1998
Johnny Manziel	80	Arkansas	Sept. 29, 2012
Jameill Showers	80	Sam Houston St.	Nov. 17, 2012
Edd Hargett	80	Texas	Nov. 27, 1967



**STEPHEN MCGEE**



**GARY KUBIAK**

## 300-YARD GAMES

PLAYER	YARDS	OPPONENT	DATE
Kenny Hill	511	South Carolina	Aug. 28, 2014
Johnny Manziel	464	Alabama	Sept. 14, 2013
Johnny Manziel	454	Auburn	Oct. 19, 2013
Johnny Manziel	453	Arkansas	Sept. 29, 2012
Ryan Tannehill	449	Texas Tech	Oct. 30, 2010
Johnny Manziel	446	Mississippi State	Nov. 9, 2013
Johnny Manziel	426	Sam Houston State	Sept. 7, 2013
Jerrold Johnson	419	Kansas State	Oct. 11, 2008
Ryan Tannehill	415	Baylor	Oct. 15, 2011
Jerrold Johnson	409	at Oklahoma State	Sept. 30, 2010
Kenny Hill	401	Ole Miss	Oct. 11, 2014
Dustin Long	399	at Kansas	Oct. 19, 2002
Johnny Manziel	395	Louisiana Tech	Oct. 13, 2012
Kenny Hill	386	Arkansas	Sept. 27, 2014
Brannndon Stewart	385	Colorado	Sept. 28, 1996
Johnny Manziel	382	vs. Duke	Dec. 31, 2013
Jerrold Johnson	381	at Iowa State	Oct. 25, 2008
Ryan Tannehill	379	at Oklahoma	Nov. 5, 2011
Edd Hargett	376	at SMU	Nov. 9, 1968
Johnny Manziel	372	Missouri	Nov. 24, 2012
Dustin Long	367	Texas Tech	Oct. 5, 2002
Kenny Hill	365	at Mississippi State	Oct. 4, 2014
Jerrold Johnson	362	vs Georgia	Dec. 28, 2009
Stephen McGee	362	Texas	Nov. 23, 2007
Randy McCown	362	Kansas	Oct. 16, 1999
Jerrold Johnson	349	Louisiana Tech	Sept. 11, 2010
Jerrold Johnson	349	New Mexico	Sept. 5, 2009
Reggie McNeal	349	SMU	Sept. 17, 2005
Johnny Manziel	346	at Ole Miss	Oct. 12, 2013
Jerrold Johnson	345	vs Arkansas	Oct. 3, 2009
Jerrold Johnson	342	Texas	Nov. 26, 2009
Mark Farris	341	at Wyoming	Sept. 6, 2001
Mark Farris	334	at Colorado	Oct. 13, 2001
Ryan Tannehill	331	Idaho	Sept. 17, 2011
Dustin Long	332	at Oklahoma State	Nov. 2, 2002
Ryan Tannehill	329	vs Northwestern	Dec. 31, 2011
Brannndon Stewart	324	vs Kansas State	Dec. 5, 1998
Jerrold Johnson	322	SFA	Sept. 4, 2010
Jerrold Johnson	322	Missouri	Oct. 16, 2010
Jerrold Johnson	322	Utah State	Sept. 19, 2009
Bucky Richardson	321	at TCU	Nov. 7, 1991
Randy McCown	320	Tulsa	Sept. 18, 1999
Stephen McGee	318	Louisiana Tech	Sept. 23, 2006
Reggie McNeal	317	Texas State	Sept. 22, 2005
Ryan Tannehill	317	Missouri	Oct. 29, 2011
Jerrold Johnson	314	at Kansas State	Oct. 17, 2009
Johnny Manziel	311	at Mississippi State	Nov. 3, 2012
Mark Farris	311	at Baylor	Oct. 14, 2000
Ryan Tannehill	309	Oklahoma State	Sept. 24, 2011
Edd Hargett	309	TCU	Oct. 15, 1966
Kevin Murray	309	Tulsa	Sept. 28, 1985
Kevin Murray	308	Baylor	Oct. 18, 1986
Gary Kubiak	306	Rice	Oct. 23, 1982
Johnny Manziel	305	Vanderbilt	Oct. 26, 2013
Kenny Hill	300	Rice	Sept. 13, 2014

## COMPLETIONS

PLAYER	CPL	OPPONENT	DATE
Kenny Hill	44	South Carolina	Aug. 28, 2014
Kenny Hill	42	Ole Miss	Oct. 11, 2014
Jerrold Johnson	40	at Oklahoma State	Sept. 30, 2010
Kenny Hill	37	at Mississippi State	Oct. 4, 2014
Ryan Tannehill	36	Texas Tech	Oct. 30, 2010
Ryan Tannehill	35	Missouri	Oct. 29, 2011
Brannndon Stewart	34	Colorado	Sept. 28, 1996
Johnny Manziel	32	Missouri	Nov. 24, 2012
Ryan Tannehill	32	at Oklahoma	Nov. 5, 2011
Gary Kubiak	32	TCU	Nov. 20, 1982
Edd Hargett	32	at SMU	Nov. 9, 1968
Johnny Manziel	31	at Ole Miss	Oct. 12, 2013
Jerrold Johnson	31	New Mexico	Sept. 5, 2009
Jerrold Johnson	31	at Iowa State	Oct. 25, 2008
Johnny Manziel	30	Mississippi State	Nov. 9, 2013
Johnny Manziel	30	vs Duke	Dec. 31, 2013
Johnny Manziel	30	Mississippi State	Nov. 3, 2012

Jerrold Johnson	30	vs Arkansas	Oct. 3, 2009
Mark Farris	30	at Colorado	Oct. 13, 2001
Mark Farris	30	at Wyoming	Sept. 6, 2001

## ATTEMPTS

PLAYER	ATT.	OPPONENT	DATE
Ryan Tannehill	64	at Oklahoma	Nov. 5, 2011
Brannndon Stewart	64	Colorado	Sept. 28, 1996
Kenny Hill	62	at Mississippi State	Oct. 4, 2014
Jerrold Johnson	62	at Oklahoma State	Sept. 30, 2010
Kenny Hill	60	South Carolina	Aug. 28, 2014
Jerrold Johnson	58	vs Georgia	Dec. 28, 2009
Jerrold Johnson	58	vs Arkansas	Oct. 3, 2009
Edd Hargett	58	at SMU	Nov. 9, 1968
Johnny Manziel	56	LSU	Oct. 20, 2012
Edd Hargett	55	Arkansas	Nov. 2, 1968
Kenny Hill	53	Ole Miss	Oct. 11, 2014
Ryan Tannehill	53	Missouri	Oct. 29, 2011
Ryan Tannehill	50	Texas Tech	Oct. 30, 2010
Ryan Tannehill	49	Texas	Nov. 24, 2011
Mark Farris	49	at Colorado	Oct. 13, 2001
Jerrold Johnson	48	Missouri	Oct. 16, 2010
Kevin Murray	48	at Rice	Oct. 22, 1983
Ryan Tannehill	47	Oklahoma State	Sept. 24, 2011
Ryan Tannehill	46	at Kansas State	Nov. 12, 2011
Gary Kubiak	46	TCU	Nov. 20, 1982
Jerrold Johnson	45	at Kansas State	Oct. 17, 2009
Stephen McGee	45	at Kansas	Oct. 7, 2006
Johnny Manziel	44	Missouri	Nov. 24, 2012
Stephen McGee	44	Kansas	Oct. 27, 2007
Edd Hargett	44	Arkansas	Oct. 29, 1966
Mark Farris	44	Colorado	Oct. 7, 2000
Ryan Tannehill	43	at Iowa State	Oct. 22, 2011
Jerrold Johnson	43	at Oklahoma State	Oct. 4, 2008
Dustin Long	43	at Oklahoma State	Nov. 2, 2002
Mark Farris	43	at Texas	Nov. 24, 2000
Johnny Manziel	42	Sam Houston State	Sept. 7, 2013
Jerrold Johnson	42	Oklahoma State	Oct. 10, 2009
Mark Farris	42	at Wyoming	Sept. 6, 2001
Kenny Hill	41	Arkansas	Sept. 27, 2014
Johnny Manziel	41	at LSU	Nov. 23, 2013
Jerrold Johnson	41	Utah State	Sept. 19, 2009
Jerrold Johnson	41	New Mexico	Sept. 5, 2009
Jerrold Johnson	41	Kansas State	Oct. 11, 2008
Gary Kubiak	41	Louisiana Tech	Sept. 25, 1982

## SINGLE GAME TD PASSES

PLAYER	TDs	OPPONENT	DATE
Dustin Long	7	Texas Tech	Oct. 5, 2002
Ryan Tannehill	6	Baylor	Oct. 15, 2011
Gary Kubiak	6	at Rice	Oct. 24, 1981
Johnny Manziel	5	Mississippi State	Nov. 9, 2013
Johnny Manziel	5	Alabama	Sept. 14, 2013
Jerrold Johnson	5	at Oklahoma State	Sept. 30, 2010
Reggie McNeal	5	SMU	Sept. 17, 2005
Gary Kubiak	5	Rice	Oct. 23, 1982
Kyle Allen	4	West Virginia	Dec. 29, 2014
Kyle Allen	4	Auburn	Nov. 8, 2014
Kenny Hill	4	at Mississippi State	Oct. 4, 2014
Kenny Hill	4	Arkansas	Sept. 27, 2014
Kenny Hill	4	Rice	Sept. 13, 2014
Kenny Hill	4	Lamar	Sept. 6, 2014
Johnny Manziel	4	vs. Duke	Dec. 31, 2013
Johnny Manziel	4	UTEP	Nov. 2, 2013
Johnny Manziel	4	Vanderbilt	Oct. 26, 2013
Johnny Manziel	4	Auburn	Oct. 19, 2013
Johnny Manziel	4	at SMU	Sept. 15, 2012
Ryan Tannehill	4	Texas Tech	Oct. 30, 2010
Jerrold Johnson	4	Louisiana Tech	Sept. 11, 2010
Jerrold Johnson	4	Texas	Nov. 26, 2009
Jerrold Johnson	4	Utah State	Sept. 19, 2009
Jerrold Johnson	4	at Iowa State	Oct. 25, 2008
Reggie McNeal	4	Oklahoma	Nov. 9, 2002
Jeff Granger	4	at Tulsa	Sept. 21, 1991
Kevin Murray	4	Tulsa	Sept. 28, 1985
Kevin Murray	4	Arkansas	Nov. 12, 1983

RECORDS

# PASSING — SEASON

## OTHER RECORDS

### Most Passes Had Intercepted, Game

Jim Cashion..... 5.....at LSU..... Oct. 9, 1948
Edd Hargett.... 5.....at Texas.....Nov. 28, 1928

### Consecutive Completions

Mark Farris ..... 14.....at Colorado..... Oct. 13, 2001
---

## SEASON YARDS

PLAYER	YEAR	YARDS
Johnny Manziel	2013	4,114
Ryan Tannehill	2011	3,744
Johnny Manziel	2012	3,706
Jerrold Johnson	2009	3,579
Reggie McNeal	2004	2,791
Kenny Hill	2014	2,649
Mark Farris	2000	2,551
Dustin Long	2002	2,509
Kevin Murray	1986	2,463
Jerrold Johnson	2008	2,435
Randy McCown	1999	2,374
Edd Hargett	1968	2,321
Stephen McGee	2007	2,311
Stephen McGee	2006	2,295
Corey Pullig	1995	2,105
Mark Farris	2001	2,094
Corey Pullig	1994	2,056
Kevin Murray	1985	1,965
Reggie McNeal	2005	1,963
Gary Kubiak	1982	1,948
Jerrold Johnson	2010	1,947

Brannndon Stewart	1996	1,904
Gary Kubiak	1981	1,808
Reggie McNeal	2003	1,782
Corey Pullig	1993	1,732
Lance Pavlas	1989	1,681
Lex James	1970	1,662

## SEASON COMPLETIONS

PLAYER	COMP.	YEAR
Ryan Tannehill	327	2011
Johnny Manziel	300	2013
Jerrold Johnson	296	2009
Johnny Manziel	295	2012
Kenny Hill	214	2014
Kevin Murray	212	1987
Stephen McGee	211	2007
Mark Farris	208	2000
Mark Farris	203	2001
Reggie McNeal	200	2004
Jerrold Johnson	194	2008
Stephen McGee	194	2006
Gary Kubiak	181	1982
Dustin Long	177	2002
Edd Hargett	169	1968
Corey Pullig	165	1995
Corey Pullig	161	1994
Jerrold Johnson	158	2010
Ryan Tannehill	152	2010
Randy McCown	152	1999

Kevin Murray	147	1985
Brannndon Stewart	146	1996
Corey Pullig	144	1993
Reggie McNeal	141	2005
Lance Pavlas	134	1989
Kevin Murray	132	1983
Edd Hargett	132	1966

## SEASON ATTEMPTS

PLAYER	ATT.	YEAR
Ryan Tannehill	531	2011
Jerrold Johnson	497	2009
Johnny Manziel	434	2012
Johnny Manziel	429	2013
Stephen McGee	364	2007
Kevin Murray	349	1986
Edd Hargett	348	1968
Mark Farris	347	2001
Mark Farris	347	2000
Reggie McNeal	344	2004
Dustin Long	333	2002
Jerrold Johnson	326	2008
Gary Kubiak	324	1982
Kenny Hill	321	2014
Stephen McGee	313	2006
Corey Pullig	307	1995
Brannndon Stewart	299	1996
Randy McCown	295	1999
Jerrold Johnson	279	2010
Corey Pullig	269	1994
Reggie McNeal	265	2005
Edd Hargett	265	1966
Kevin Murray	251	1985
Kevin Murray	249	1983
Corey Pullig	243	1993
Ryan Tannehill	234	2010
Lance Pavlas	227	1989

## SEASON TD PASSES

PLAYER	TDS	YEAR
Johnny Manziel	37	2013
Jerrold Johnson	30	2009
Ryan Tannehill	29	2011
Johnny Manziel	26	2012
Kenny Hill	23	2014
Jerrold Johnson	21	2008
Dustin Long	19	2002
Gary Kubiak	19	1982
Corey Pullig	17	1993
Kevin Murray	17	1986
Kyle Allen	16	2014
Reggie McNeal	16	2005
Edd Hargett	16	1968
Jerrold Johnson	14	2010

Reggie McNeal	14	2004
Randy McCown	14	1999
Corey Pullig	14	1995
Kevin Murray	14	1983
Ryan Tannehill	13	2010
Corey Pullig	13	1994
Kevin Murray	13	1985
Stephen McGee	12	2007
Stephen McGee	12	2006
Gary Kubiak	11	1981
Brannndon Stewart	10	1997
Mark Farris	10	2000
Lance Pavlas	10	1989
Edd Hargett	10	1966
Craig Stump	10	1984

## SEASON COMPLETION PCT.

(min. 100 attempts)

PLAYER	CPL-ATT	PCT.	YEAR
Johnny Manziel	300-429	.699	2013
Johnny Manziel	295-434	.680	2012
Kenny Hill	214-321	.667	2014
Ryan Tannehill	152-234	.650	2010
Stephen McGee	194-313	.620	2006
Ryan Tannehill	300-491	.616	2011
Kyle Allen	118-192	.615	2014
Kevin Murray	212-349	.607	1986
Dustin Long	63-104	.606	2003
Mark Farris	208-347	.599	2000
Corey Pullig	161-269	.599	1994
Jerrold Johnson	296-497	.596	2009
Jerrold Johnson	194-326	.595	2008
Corey Pullig	144-243	.593	1993
Lance Pavlas	134-227	.590	1989
Kevin Murray	147-251	.586	1985
Mark Farris	203-347	.585	2001
Reggie McNeal	200-344	.581	2004
Stephen McGee	211-364	.579	2007
Mike Mosley	82-142	.578	1979

## PASSING YARDAGE RECORDS BY CLASS

CLASS	PLAYER	YARDS	YEAR
Freshman	Johnny Manziel	3,706	2012
Sophomore	Johnny Manziel	4,114	2013
Junior	Jerrold Johnson	3,217	2009
Senior	Ryan Tannehill	3,744	2011

## OTHER RECORDS

### Most Passes Had Intercepted, Season

Derace Moser..... 19 .....	1941
Edd Hargett..... 19 .....	1966



**RYAN TANNEHILL**



**KEVIN MURRAY**



# PASSING — CAREER

## CAREER YARDS

PLAYER	YEARS	YARDS
Jerrold Johnson	2007-10	8,011
Johnny Manziel	2012-13	7,820
Reggie McNeal	2002-05	6,992
Corey Pullig	1992-95	6,846
Kevin Murray	1983-86	6,506
Stephen McGee	2005-08	5,475
Ryan Tannehill	2008-11	5,450
Edd Hargett	1966-68	5,379
Mark Farris	1999-02	4,949
Brannndon Stewart	1996-98	4,325
Randy McCown	1996-99	4,187
Gary Kubiak	1979-82	4,078
Dustin Long	2001-03	3,218
Lance Pavlas	1987-90	3,185
Bucky Richardson	1987-91	3,039
Kenny Hill	2013-14	2,832
Mike Mosley	1977-80	2,545
David Walker	1973-77	2,517
Lex James	1970-72	2,297
Craig Stump	1984-87	2,182
Charles Milstead	1957-59	2,072
Ray Graves	1951-52	1,610

## CAREER COMPLETIONS

PLAYER	COMP.	YEARS
Jerrold Johnson	650	2007-10
Johnny Manziel	595	2012-13
Corey Pullig	560	1992-95
Kevin Murray	534	1983-86
Stephen McGee	485	2005-08
Ryan Tannehill	484	2008-11
Reggie McNeal	478	2002-05
Mark Farris	435	1999-02
Edd Hargett	400	1966-68
Brannndon Stewart	325	1996-98
Gary Kubiak	315	1979-82
Randy McCown	277	1996-99
Lance Pavlas	248	1987-90
Dustin Long	240	2001-03
Kenny Hill	230	2013-14
Mike Mosley	204	1977-80
Bucky Richardson	196	1987-91
David Walker	177	1973-77
Craig Stump	174	1984-87
Charles Milstead	164	1957-59
Lex James	162	1970-72

## CAREER ATTEMPTS

PLAYER	ATT.	YEARS
Jerrold Johnson	1,109	2007-10
Corey Pullig	992	1992-95
Kevin Murray	926	1983-86
Reggie McNeal	875	2002-05
Johnny Manziel	863	2012-13
Edd Hargett	821	1966-68
Stephen McGee	815	2005-08
Ryan Tannehill	774	2008-11
Mark Farris	755	1999-02
Brannndon Stewart	623	1996-98
Gary Kubiak	594	1979-82
Randy McCown	536	1996-99
Lance Pavlas	439	1987-90
Dustin Long	437	2001-03
Bucky Richardson	405	1987-91
David Walker	374	1973-77
Mike Mosley	368	1977-80
Craig Stump	363	1984-87
Lex James	346	1970-72
Kenny Hill	343	2013-14
Charles Milstead	319	1957-59
Ray Graves	262	1951-52

## CAREER TD PASSES

PLAYER	TDs	YEARS
Jerrold Johnson	67	2007-10
Johnny Manziel	63	2012-13
Kevin Murray	48	1983-86
Corey Pullig	47	1992-95
Reggie McNeal	44	2002-05
Ryan Tannehill	42	2008-11
Edd Hargett	40	1966-68
Gary Kubiak	31	1979-82
Stephen McGee	28	2005-08
Brannndon Stewart	26	1996-98
Kenny Hill	24	2013-14
Dustin Long	23	2001-03
Randy McCown	22	1996-99
Lance Pavlas	20	1987-90
Mark Farris	18	1999-02
Kyle Allen	16	2014-
David Walker	14	1973-77
Craig Stump	14	1984-87
Bucky Richardson	14	1987-91

## CAREER COMPLETION PCT.

(min. 100 attempts)

PLAYER	CPL-ATT	PCT.	YEARS
Johnny Manziel	595-863	.689	2012-13
Kenny Hill	230-343	.671	2013-14
Ryan Tannehill	484-774	.625	2008-11
Kyle Allen	118-192	.615	2014-
Jerrold Johnson	650-1109	.586	2007-10
Stephen McGee	485-815	.595	2005-08
Kevin Murray	534-926	.577	1983-86
Mark Farris	435-755	.576	1999-02
Corey Pullig	560-992	.565	1992-95
Lance Pavlas	248-439	.565	1987-90
Mike Mosley	204-368	.554	1977-80
Dustin Long	240-437	.549	2001-03
Reggie McNeal	478-875	.546	2002-05
Gary Kubiak	314-595	.527	1979-82
Randy McCown	300-573	.524	1996-99
Brannndon Stewart	325-623	.522	1996-98
Ray Graves	141-271	.520	1950-52




## OTHER RECORDS

Most Passes Had Intercepted, Career		
Edd Hargett	40	1966-68



JOHNNY MANZIEL



COREY PULLIG

RECORDS

# RECEIVING — SINGLE GAME

## RECEIVING YARDAGE GAMES

PLAYER	REC-YDS	OPPONENT	DATE
Mike Evans	11-287	Auburn	Oct. 19, 2013
Mike Evans	7-279	Alabama	Sept. 14, 2013
Ken McLean	13-250	Texas	Nov. 25, 1965
Jason Carter	8-219	Texas State	Sept. 22, 2005
Ryan Tannehill	12-210	Kansas State	Oct. 11, 2008
Albert Connell	18-208	Colorado	Sept. 28, 1996
Ryan Swope	11-206	Baylor	Oct. 15, 2011
Hugh McElroy	5-180	at LSU	Sept. 19, 1970
Chris Taylor	6-177	Tulsa	Sept. 18, 1999
Robert Ferguson	7-174	Wyoming	Sept. 9, 2000
Chris Cole	6-174	North Texas	Sept. 26, 1998
Jimmy Teal	6-173	at SMU	Nov. 3, 1984
Jeff Fuller	11-171	Texas Tech	Oct. 30, 2010
Albert Connell	9-166	North Texas	Sept. 21, 1996
Barney Harris	13-162	at SMU	Nov. 9, 1968
Uzoma Nwachukwu	4-160	Sam Houston State	Nov. 7, 2012
Jeff Fuller	10-160	Louisiana Tech	Sept. 11, 2010
Mike Whitwell	5-160	at Baylor	Oct. 17, 1981
Terrence Murphy	8-156	at Missouri	Nov. 15, 2003
Carl Roaches	7-156	at LSU	Sept. 22, 1973
Jeff Fuller	8-154	vs Arkansas	Oct. 9, 2010
Greg Porter	9-154	at Oklahoma State	Nov. 2, 2002
Mike Whitwell	7-154	at Rice	Oct. 24, 1981
Edward Pope	4-151	Arkansas	Sept. 27, 2014
Terrence Murphy	7-150	Texas	Nov. 28, 2003



**RYAN SWOPE**

## GAME RECEPTIONS

PLAYER	REC.	OPPONENT	DATE
Albert Connell	18	Colorado	Sept. 28, 1996
Malcome Kennedy	14	South Carolina	Aug. 28, 2014
Ryan Swope	13	SFA	Sept. 4, 2010
Ken McLean	13	Texas	Nov. 25, 1965
Barney Harris	13	at SMU	Nov. 9, 1968
Ryan Tannehill	12	Kansas State	Oct. 11, 2008
Keith Woodside	12	at Arkansas	Nov. 15, 1986
Speedy Noil	11	Ole Miss	Oct. 11, 2014
Mike Evans	11	Auburn	Oct. 19, 2013
Ryan Swope	11	at Alabama	Nov. 10, 2012
Ryan Swope	11	Baylor	Oct. 15, 2011
Jeff Fuller	11	Texas Tech	Oct. 30, 2010
Robert Ferguson	11	at Oklahoma State	Nov. 4, 2000

## SINGLE GAME TOUCHDOWNS

PLAYER	TDs	OPPONENT	DATE
Mike Evans	4	Auburn	Oct. 19, 2013
Ryan Swope	4	Baylor	Oct. 15, 2011
Travis Labhart	3	vs. Duke	Dec. 31, 2013
Malcome Kennedy	3	Alabama	Sept. 14, 2013
Jeff Fuller	3	Texas	Nov. 26, 2009
Uzoma Nwachukwu	3	Utah State	Sept. 19, 2009
Don Ellis	3	Arkansas	Nov. 1, 1952
Don Jones	3	Rice	Oct. 23, 1982
Chris Cole	3	North Texas	Sept. 26, 1998

## YEARLY 100-YARD GAMES

PLAYER	REC-YDS	OPP.	DATE
Josh Reynolds	5-125	Missouri	Nov. 15, 2014
Malcome Kennedy	4-118	Auburn	Nov. 8, 2014
Speedy Noil	11-105	Ole Miss	Oct. 11, 2014
Edward Pope	4-151	Arkansas	Sept. 27, 2014
Malcome Kennedy	14-137	at South Carolina	Aug. 28, 2014
Derel Walker	6-113	vs. Duke	Dec. 31, 2013
Derel Walker	6-130	at LSU	Nov. 23, 2013
Mike Evans	5-116	Mississippi State	Nov. 9, 2013
Travis Labhart	6-102	Mississippi State	Nov. 9, 2013
Mike Evans	11-287	Auburn	Oct. 19, 2013
Mike Evans	6-116	at Arkansas	Sept. 28, 2013
Mike Evans	7-279	Alabama	Sept. 14, 2013
Mike Evans	7-155	Sam Houston State	Sept. 7, 2013
Uzoma Nwachukwu	4-160	Sam Houston State	Nov. 7, 2012
Ryan Swope	5-141	Arkansas	Sept. 29, 2012
Ryan Swope	6-140	at Auburn	Oct. 27, 2012
Mike Evans	4-137	vs Louisiana Tech	Oct. 13, 2012
Mike Evans	6-123	at SMU	Sept. 15, 2012
Ryan Swope	9-121	at Mississippi State	Nov. 3, 2012
Ryan Swope	11-111	at Alabama	Nov. 10, 2012
Malcome Kennedy	7-110	Missouri	Nov. 24, 2012
Thomas Johnson	5-108	Arkansas	Sept. 29, 2012
Mike Evans	8-105	at Ole Miss	Oct. 6, 2012
Ryan Swope	8-104	vs Oklahoma	Jan. 4, 2013
Ryan Swope	8-109	SMU	Sept. 4, 2011
Ryan Swope	7-105	Oklahoma State	Sept. 24, 2011
Ryan Swope	11-206	Baylor	Oct. 15, 2011
Ryan Swope	8-149	at Oklahoma	Nov. 5, 2011
Ryan Swope	9-137	Kansas	Nov. 19, 2011
Jeff Fuller	7-107	Texas	Nov. 24, 2011
Jeff Fuller	7-119	vs Northwestern	Dec. 31, 2011
Ryan Swope	8-105	vs Northwestern	Dec. 31, 2011
Ryan Swope	13-106	SFA	Sept. 4, 2010
Jeff Fuller	10-160	Louisiana Tech	Sept. 11, 2010
Jeff Fuller	8-154	at Oklahoma State	Sept. 30, 2010
Jeff Fuller	8-121	at Kansas	Oct. 23, 2010
Jeff Fuller	11-121	Texas Tech	Oct. 30, 2010
Ryan Swope	7-105	Texas Tech	Oct. 30, 2010
Ryan Swope	8-136	Oklahoma	Nov. 6, 2010
Jeff Fuller	7-102	vs Georgia	Dec. 28, 2009
Jeff Fuller	6-132	Texas	Nov. 26, 2009
Ryan Tannehill	9-100	at Colorado	Nov. 7, 2009
Uzoma Nwachukwu	5-136	at Kansas State	Oct. 17, 2009
Uzoma Nwachukwu	8-141	Oklahoma State	Oct. 10, 2009
Brandal Jackson	4-118	vs Arkansas	Oct. 3, 2009

Uzoma Nwachukwu	3-101	Utah State	Sept. 19, 2009
Jeff Fuller	10-111	New Mexico	Sept. 5, 2009
Ryan Tannehill	12-210	Kansas State	Oct. 11, 2008
Jamie McCoy	7-110	at Iowa State	Oct. 25, 2008
Ryan Tannehill	5-104	Texas Tech	Oct. 18, 2008
Earvin Taylor	7-113	Texas	Nov. 23, 2007
Kerry Franks	4-120	Oklahoma State	Oct. 6, 2007
Martellus Bennett	5-133	at Baylor	Oct. 28, 2006
Kerry Franks	3-115	Missouri	Oct. 14, 2006
Chad Schoeder	6-101	The Citadel	Sept. 2, 2006
Jason Carter	8-219	Texas State	Sept. 22, 2005
Jason Carter	5-143	SMU	Sept. 17, 2005
Earvin Taylor	3-103	Oklahoma	Nov. 6, 2004
Terrence Murphy	5-104	at Oklahoma State	Oct. 16, 2004
Kerry Franks	5-128	Wyoming	Sept. 11, 2004
Terrence Murphy	8-116	at Utah	Sept. 2, 2004
Terrence Murphy	7-150	Texas	Nov. 28, 2003
Terrence Murphy	8-156	at Missouri	Nov. 15, 2003
Tim Van Zant	5-102	Kansas	Nov. 1, 2003
Jamaar Taylor	5-145	Baylor	Oct. 11, 2003
Jamaar Taylor	6-110	Pittsburgh	Sept. 27, 2003
Tim Van Zant	7-102	at Virginia Tech	Sept. 18, 2003
Terrence Murphy	4-101	at Texas	Nov. 29, 2002
Terrence Murphy	5-128	Oklahoma	Nov. 9, 2002
Bethel Johnson	6-107	at Oklahoma State	Nov. 2, 2002
Greg Porter	9-154	at Oklahoma State	Nov. 2, 2002
Bethel Johnson	6-124	at Kansas	Oct. 19, 2002
Jamaar Taylor	5-131	at Kansas	Oct. 19, 2002
Jamaar Taylor	6-138	Texas Tech	Oct. 5, 2002
Jamaar Taylor	5-118	Louisiana Tech	Sept. 28, 2002
Terrence Murphy	10-146	at Colorado	Oct. 13, 2001
Jamaar Taylor	9-146	at Colorado	Oct. 13, 2001
Terrence Murphy	5-107	at Kansas State	Oct. 20, 2001
Robert Ferguson	8-105	Oklahoma	Nov. 11, 2000
Robert Ferguson	11-119	at Oklahoma State	Nov. 4, 2000
Bethel Johnson	8-101	Colorado	Oct. 7, 2000
Robert Ferguson	7-174	Wyoming	Sept. 9, 2000
Chris Taylor	4-143	Kansas	Oct. 16, 1999
Chris Taylor	6-177	Tulsa	Sept. 18, 1999
Bethel Johnson	4-106	vs Louisiana Tech	Sept. 4, 1999
Chris Cole	5-118	Oklahoma	Nov. 7, 1998
Chris Cole	6-174	North Texas	Sept. 26, 1998
Albert Connell	18-208	Colorado	Sept. 28, 1996
Albert Connell	9-166	North Texas	Sept. 21, 1996
Leeland McElroy	4-128	Tulsa	Sept. 16, 1995

Albert Connell	7-112	Middle Tenn. St.	Nov. 16, 1995
Albert Connell	5-110	at Texas Tech	Oct. 7, 1995
Chris Sanders	4-107	TCU	Nov. 19, 1994
Tony Harrison	4-125	at TCU	Nov. 20, 1993
Tony Harrison	7-105	at Rice	Oct. 23, 1993
Ryan Mathews	5-108	at TCU	Nov. 7, 1991
Tony Harrison	6-144	at TCU	Nov. 7, 1991
Tony Harrison	7-125	at Tulsa	Sept. 21, 1991
Shane Garrett	5-139	North Texas	Sept. 22, 1990
Shane Garrett	6-108	at Houston	Oct. 13, 1990
Gary Oliver	8-101	at Arkansas	Nov. 17, 1990
Percy Waddle	6-105	vs Pittsburgh	Dec. 30, 1989
Shane Garrett	2-147	SMU	Nov. 4, 1989
Percy Waddle	5-112	at TCU	Sept. 16, 1989
Rod Harris	9-103	at Oklahoma State	Sept. 24, 1988
Rod Harris	5-119	at TCU	Nov. 21, 1987
Keith Woodside	5-134	at SMU	Nov. 1, 1986
Jeff Nelson	7-107	Texas	Nov. 28, 1985
Jeff Nelson	8-130	Tulsa	Sept. 28, 1985
Jimmy Teal	6-100	at Texas	Dec. 1, 1984
Jimmy Teal	6-173	at SMU	Nov. 3, 1984
Rich Siler	6-107	California	Sept. 3, 1983
Jimmy Teal	5-135	at Baylor	Oct. 15, 1983
Jimmie Williams	5-118	vs Oklahoma State	Dec. 12, 1981
Mike Whitwell	7-154	at Rice	Oct. 24, 1981
Mike Whitwell	5-160	at Baylor	Oct. 17, 1981
Don Jones	2-123	Louisiana Tech	Sept. 26, 1981
Mike Whitwell	6-145	at Houston	Oct. 11, 1980
Gerald Carter	7-117	SMU	Nov. 3, 1979
Gerald Carter	6-104	vs BYU	Sept. 8, 1979
Russell Mikeska	6-102	at Arkansas	Nov. 18, 1978
Curtis Dickey	6-117	at Texas Tech	Sept. 24, 1977
Carl Roaches	7-156	at LSU	Sept. 22, 1973
Carl Roaches	5-103	TCU	Oct. 21, 1972
Hugh McElroy	5-180	at LSU	Sept. 19, 1970
Barney Harris	13-162	at SMU	Nov. 9, 1968
Ken McLean	13-250	Texas	Nov. 25, 1965
Jesse Burditt	6-125	Texas	Nov. 25, 1943

## SEASON TOUCHDOWNS

PLAYER	TDs	YEAR
Josh Reynolds	13	2014
Mike Evans	12	2013

# RECEIVING — SEASON

## SEASON RECEIVING YARDS

PLAYER	REC.	YEAR
Mike Evans	1,394	2013
Ryan Swope	1,207	2011
Jeff Fuller	1,066	2010
Mike Evans	1,105	2012
Ryan Swope	913	2012
Robert Ferguson	885	2000
Albert Connell	872	1996
Ryan Tannehill	844	2008
Josh Reynolds	842	2014
Ken McLean	835	1965
Jeff Fuller	828	2011
Ryan Swope	825	2010
Derel Walker	818	2013

PLAYER	REC.	YEAR
Jason Carter	802	2005
Terrence Murphy	762	2003
Jamaar Taylor	760	2002
Barney Harris	745	1968
Mike Whitwell	731	1981
Terrence Murphy	721	2004
Bethel Johnson	718	2002
Rod Bernstine	710	1986
Uzoma Nwachukwu	708	2009
Greg Porter	669	2002
Chris Cole	667	1998
Malcome Kennedy	658	2013
Albert Connell	653	1995

PLAYER	REC.	YEAR
Jeff Nelson	651	1985
Uzoma Nwachukwu	639	2011
Jimmy Teal	631	1984
Jeff Fuller	630	2008
Travis Labhart	626	2013
Chad Schroeder	612	2006
Malcome Kennedy	611	2014
Ryan Tannehill	609	2009
Mike Whitwell	603	1980
Keith Woodside	603	1986

Jeff Fuller	12	2010
Ryan Swope	11	2011
Jeff Fuller	9	2008
Travis Labhart	8	2013
Ryan Swope	8	2012
Bethel Johnson	8	2002
Bob Long	8	1968
Bob Long	8	1967
Malcome Kennedy	7	2013
Uzoma Nwachukwu	7	2012
Jeff Fuller	7	2009
Albert Connell	7	1995

## BY CLASS

Class	Player	REC.	Year
Freshman	Mike Evans	82	2012
Sophomore	Ryan Swope	72	2010
Junior	Ryan Swope	89	2011
Senior	Ryan Swope	72	2012

## MISCELLANEOUS

Most Yards Per Catch, Season	
Brian Mitchell	27.3 ..... (19-519) ..... 1991

## SEASON RECEPTIONS

PLAYER	REC.	YEAR
Ryan Swope	89	2011
Mike Evans	82	2012
Ryan Swope	72	2012
Jeff Fuller	72	2010
Ryan Swope	72	2010
Jeff Fuller	70	2011
Mike Evans	69	2013
Rod Bernstine	65	1986
Malcome Kennedy	60	2013
Ken McLean	60	1965
Robert Ferguson	58	2000
Albert Connell	57	1996
Terrence Murphy	56	2004
Ryan Tannehill	55	2008

PLAYER	REC.	YEAR
Jason Carter	54	2005
Malcome Kennedy	53	2014
Josh Reynolds	52	2014
Keith Woodside	52	1986
Travis Labhart	51	2013
Derel Walker	51	2013
Jeff Nelson	51	1985
Uzoma Nwachukwu	50	2011
Jeff Fuller	50	2008
Ricky Seals-Jones	49	2014
Martellus Bennett	49	2007
Barney Harris	49	1968
Greg Porter	48	2002
Speedy Noil	46	2014

PLAYER	REC.	YEAR
Ryan Tannehill	46	2009
Terrence Murphy	44	2003
Jamaar Taylor	44	2002
Howard Morrow	43	2009
Jamie McCoy	43	2008
Bethel Johnson	42	2000
Jeff Fuller	41	2009
Albert Connell	41	1995
Uzoma Nwachukwu	40	2009
Bethel Johnson	40	2002
Shea Walker	40	1986
Rich Siler	40	1983

# RECEIVING — CAREER

## CAREER RECEIVING YARDS

PLAYER	YARDS	YEARS
Ryan Swope	3,117	2009-12
Jeff Fuller	3,092	2008-11
Terrence Murphy	2,600	2001-04
Mike Evans	2,499	2012-13
Uzoma Nwachukwu	2,239	2009-12
Bethel Johnson	1,740	1999-02
Jamaar Taylor	1,705	2001-03
Ryan Tannehill	1,596	2008-11
Tony Harrison	1,576	1990-93
Malcome Kennedy	1,554	2011-14
Albert Connell	1,525	1995-96
Jason Carter	1,457	2002-05
Shea Walker	1,411	1983-86
Rod Harris	1,395	1985-88
Mike Whitwell	1,372	1978-81
Chris Cole	1,363	1996-99
Chris Taylor	1,316	1997-00
Barney Harris	1,298	1967-69
Bob Long	1,298	1966-68
Jimmy Teal	1,258	1982-84
Martellus Bennett	1,246	2005-07
Brian Mitchell	1,232	1991-94
Chad Schroeder	1,223	2003-06
Richard Osborne	1,181	1972-75
Ryan Mathews	1,174	1991-94

## CAREER TOUCHDOWNS

PLAYER	TDS	YEARS
Jeff Fuller	34	2008-11
Ryan Swope	24	2009-12
Uzoma Nwachukwu	19	2009-12
Bob Long	19	1966-68
Mike Evans	17	2012-13
Malcome Kennedy	15	2011-14
Tony Harrison	14	1990-93
Josh Reynolds	13	2014-
Albert Connell	13	1995-96
Chad Schroeder	12	2003-06
Bethel Johnson	11	1999-02
Jeff Nelson	11	1982-85
Don Jones	11	1980-83
Ryan Tannehill	10	2008-11
Martellus Bennett	10	2005-07
Terrence Murphy	10	2001-04
Jamaar Taylor	10	2001-03
Jimmy Teal	9	1982-84
Travis Labhart	8	2001-13
Chris Cole	8	1996-99
Rod Bernstine	8	1983-86
Shea Walker	8	1983-86
Homer May	8	1970-72

## CAREER RECEPTIONS

PLAYER	REC.	YEARS
Ryan Swope	252	2009-12
Jeff Fuller	233	2008-11
Terrence Murphy	172	2001-04
Uzoma Nwachukwu	152	2009-12
Mike Evans	151	2012-13
Malcome Kennedy	139	2011-14
Bethel Johnson	117	1999-02
Ryan Tannehill	112	2008-11
Keith Woodside	110	1983-87
Jamaar Taylor	108	2001-03
Martellus Bennett	105	2005-07
Rod Bernstine	105	1983-86
Cyrus Gray	103	2008-11
Jason Carter	102	2002-05
Albert Connell	98	1995-96
Shea Walker	98	1983-86
Jeff Nelson	92	1982-85
Barney Harris	91	1967-69
Mike Goodson	90	2006-08
Tony Harrison	89	1990-93
Rod Harris	87	1985-88
Richard Osborne	86	1972-75
Chris Cole	85	1996-99
Greg Porter	84	1999-02
Chris Taylor	83	1997-00



JEFF FULLER

## OTHER RECEIVING RECORDS

Most Yards Per Catch, Career	
Mike Whitwell	22.5... 61 for 1,372 ... 1978-81

RECORDS



# SCORING

## GAME

PLAYER	TD	PTS.	OPPONENT	DATE
Jelly Woodman	7*	44*	New Mexico	Oct. 16, 1926
Jorvorskie Lane	4	26	Fresno State	Sept. 8, 2007
Preston Smith	4	25	Ellington Field	Sept. 22, 1945
Mike Evans	4	24	Auburn	Oct. 19, 2013
Ryan Swope	4	24	Baylor	Oct. 15, 2011
Cyrus Gray	4	24	at Baylor	Nov. 13, 2010
Uzoma Nwachukwu	4	24	Utah State	Sept. 19, 2009
Jorvorskie Lane	4	24	Nebraska	Oct. 20, 2007
Jorvorskie Lane	4	24	Louisiana-Lafayette	Sept. 9, 2006
Leeland McElroy	4	24	Tulsa	Sept. 16, 1995

\* SWC record

## SEASON

PLAYER	YEAR	TD	PAT	FG	TP
Randy Bullock	2011	0	55	29	142
Joel Hunt	1927	19	n/a	n/a	128
Johnny Manziel	2012	21	0	0	126
Jorvorskie Lane	2006	19	0	0	114
Darren Lewis	1990	19	0	0	114
D'Andre Hardeman	1996	18	0	0	108
Taylor Bertolet	2012	0	67	13	106
Jorvorskie Lane	2007	17	2	0	104
Kyle Bryant	1997	0	48	18	102
George Woodard	1976	17	0	0	102
Greg Hill	1992	17	0	0	102
Scott Slater	1986	0	37	21	100
Josh Lambo	2014	0	59	13	98
Randy Bullock	2010	0	50	16	98
Leeland McElroy	1995	16	0	0	96
Rodney Thomas	1994	16	0	0	96
Cyrus Gray	2011	15	0	0	90
Terry Venetoulias	1993	0	51	13	90
Kyle Bryant	1996	0	35	18	89
Terry Venetoulias	1991	0	49	13	88
Randy Bullock	2009	0	51	12	87
Terry Venetoulias	1992	0	39	16	87
Tony Franklin	1977	0	38	16	86
Todd Pegram	2005	0	41	15	86



JORVORSKIE LANE

## CAREER

PLAYER	YEARS	TD	PAT	FG	TP
Randy Bullock	2008-11	0	176	63	365
Kyle Bryant	1994-97	0	145	60	325
Todd Pegram	2002-05	0	141	56	309
Jorvorskie Lane	2005-08	50	2	0	302
Tony Franklin	1975-78	0	123	56	291
Rodney Thomas	1991-94	45	0	0	270
Darren Lewis	1987-90	45	0	0	270
Terry Venetoulias	1990-93	0	139	42	265
Leeland McElroy	1993-95	40	0	0	240
Cyrus Gray	2008-11	38	0	0	228
Joel Hunt	1925-27	30	29	5	224
Scott Slater	1985-88	0	96	42	222
David Hardy	1979-82	0	90	43	219
Christine Michael	2009-12	35	0	0	210
Jeff Fuller	2008-11	34	0	0	206

## SEASON-KICKER ONLY

PLAYER	YEAR	PAT	FG	TP
Randy Bullock	2011	55	29	142
Taylor Bertolet	2012	67	13	106
Kyle Bryant	1997	48	18	102
Scott Slater	1986	37	21	100
Josh Lambo	2014	59	13	98
Randy Bullock	2010	50	16	98
Terry Venetoulias	1993	51	13	90
Kyle Bryant	1996	35	18	89
Terry Venetoulias	1991	49	13	88
Randy Bullock	2009	51	12	87
Terry Venetoulias	1990	39	16	87
Tony Franklin	1977	38	16	86
Todd Pegram	2005	41	15	86

## CAREER-KICKER ONLY

PLAYER	YEAR	PAT	FG	TP
Randy Bullock	2008-11	176	63	365
Kyle Bryant	1994-97	145	60	325
Todd Pegram	2002-05	141	56	309
Tony Franklin	1976-79	123	56	291
Terry Venetoulias	1990-93	139	42	265
Todd Pegram	2002-05	141	56	309
Scott Slater	1985-88	96	42	222
David Hardy	1979-82	90	43	219
Josh Lambo	2013-14	111	21	174
Terence Kitchens	1998-00	65	30	155
Layne Talbot	1987-90	88	21	151

## OTHER SCORING RECORDS

20 Rush, 20 Pass Touchdowns, Season

Johnny Manziel .21 Rush 26 Pass ..... 2012



JOHNNY MANZIEL & LUKE JOECKEL

## FIELD GOALS — GAME

### LONGEST

PLAYER	YARDS	OPPONENT	DATE
Tony Franklin	65	Baylor	Oct. 16, 1976
Tony Franklin	64	Baylor	Oct. 16, 1976
Tony Franklin	62	vs Florida	Jan. 2, 1977
Terence Kitchens	62	Southern Miss	Sept. 25, 1999
Kyle Bryant	61	Southern Miss	Sept. 24, 1994
Tony Franklin	59	at Rice	Nov. 15, 1975
Layne Talbot	59	Baylor	Oct. 20, 1990
Alan Smith	59	Arkansas State	Sept. 17, 1983
David Hardy	57	UTA	Sept. 18, 1982
Tony Franklin	57	at Texas	Nov. 25, 1976
Randy Haddox	57	Arkansas	Nov. 02, 1974
Alan Smith	57	Arkansas State	Sept. 17, 1983

### GAME

PLAYER	NO.	OPPONENT	DATE
Alan Smith	6	Arkansas State	Sept. 17, 1983
Todd Pegram	5	Colorado	Oct. 23, 2004
Tony Franklin	5	Rice	Oct. 23, 1976
Randy Bullock	4	vs Northwestern	Dec. 31, 2011
Randy Bullock	4	at Iowa State	Oct. 22, 2011
Randy Bullock	4	Texas	Nov. 24, 2011
Todd Pegram	4	Arkansas State	Aug. 30, 2003
Terence Kitchens	4	at Texas Tech	Oct. 2, 1999
Kyle Bryant	4	Oklahoma	Nov. 16, 1996
Scott Slater	4	at TCU	Nov. 21, 1987
Scott Slater	4	at Houston	Oct. 11, 1986
David Hardy	4	UTA	Sept. 18, 1982



**TONY FRANKLIN**

### OTHER GAME RECORDS


**Most FG over 40 Yards**

Alan Smith ..... 5 vs. Arkansas State..... Sept. 17, 1983

**Most FG over 60 Yards**

Tony Franklin ..... 2 vs. Baylor ..... Oct. 16, 1976

## FIELD GOALS — SEASON



**RANDY BULLOCK**

### SEASON

PLAYER	FG-ATT.	PCT.	YEAR
Randy Bullock	29-33	.879	2011
Scott Slater	21-27	.778	1986
Kyle Bryant	18-22	.818	1997
Kyle Bryant	18-23	.783	1996
Alan Smith	18-26	.692	1983
Todd Pegram	17-22	.773	2003
Tony Franklin	17-26	.654	1976
Kyle Bryant	17-25	.680	1994
Randy Bullock	16-21	.762	2010
David Hardy	16-22	.727	1982
Terry Venetoulis	16-23	.696	1992
Tony Franklin	16-28	.571	1977
Russell Bynum	16-20	.800	1998
Matt Szymanski	15-25	.600	2007
Todd Pegram	15-19	.789	2005
Terence Kitchens	15-18	.833	2000
Terence Kitchens	15-23	.652	1999
Eric Franklin	15-27	.556	1985
Scott Slater	15-22	.682	1987
Josh Lambo	13-15	.867	2014
Terry Venetoulis	13-18	.722	1991
David Hardy	13-19	.684	1981
Terry Venetoulis	13-19	.684	1993
Taylor Bertolet	13-22	.591	2012

### SEASON PERCENTAGE

(min. 12 FGM)

PLAYER	FG-ATT.	PCT.	YEAR
Todd Pegram	12-13	.923	2004
Randy Bullock	29-33	.879	2011
Josh Lambo	13-15	.867	2014
Terence Kitchens	15-18	.833	2000
Kyle Bryant	18-22	.818	1997
Russell Bynum	16-20	.800	1998
Layne Newmann	12-15	.800	2006
Todd Pegram	15-19	.789	2005
Kyle Bryant	18-23	.783	1996
Scott Slater	21-27	.778	1986
Todd Pegram	17-22	.773	2003
Randy Bullock	16-21	.762	2010
David Hardy	16-22	.727	1982
Terry Venetoulis	13-18	.722	1991
Terry Venetoulis	16-23	.696	1992
Alan Smith	18-26	.692	1983

### OTHER SEASON RECORDS

**Best Pct., under 40 Yards** ..... Scott Slater ..... 1.000 .....16-16 ... 1986

**Best Pct., over 40 Yards**..... Randy Bullock... .813 .....13-16 ... 2011

**Most FG Att. over 60 Yards** ..... Tony Franklin ..... 2 ..... 1976

**Most FG Made over 60 Yards**.... Tony Franklin ..... 2 ..... 1976

## FIELD GOALS — CAREER

### CAREER

PLAYER	FG-ATT.	PCT.	YEARS
Randy Bullock	63-80	.788	2008-11
Kyle Bryant	60-85	.706	1994-97
Todd Pegram	56-75	.747	2002-05
Tony Franklin	56-101	.554	1975-78
David Hardy	43-63	.683	1979-82
Terry Venetoulis	42-60	.700	1990-93
Scott Slater	42-61	.689	1986-88
Alan Smith	32-51	.627	1980-84
Terence Kitchens	30-41	.732	1998-00
Layne Talbot	21-32	.656	1987-90
Josh Lambo	21-25	.840	2012-14
Eric Franklin	20-32	.625	1984-86
Pat McDermott	20-38	.526	1970-72

### CAREER PERCENTAGE

(min. 20 FGM)

PLAYER	FG-ATT.	PCT.	YEAR
Josh Lambo	21-25	.840	2012-14
Randy Bullock	63-80	.788	2008-11
Todd Pegram	56-75	.747	2002-05
Terence Kitchens	30-41	.732	1998-00
Kyle Bryant	60-85	.706	1994-97
Terry Venetoulis	42-60	.700	1990-93
Scott Slater	42-61	.689	1985-88
David Hardy	43-63	.683	1979-82
Layne Talbot	21-32	.656	1987-90

### OTHER CAREER RECORDS

**Best Pct., under 40 Yards**

Josh Lambo ..... .913 ..... 21-23 ..... 2012-14

**Best Pct., over 40 Yards**

Randy Bullock ..... .667 ..... 20-30 ..... 2008-11

**Most FG att. over 60 Yards**

Tony Franklin ..... 11 ..... 1976-79

**Most FG made over 60 Yards**

Tony Franklin ..... 3 ..... 1976-79

**Most FG att. over 50 Yards**

Tony Franklin ..... 38 ..... 1976-79

**Most FG made over 50 Yards**

Tony Franklin ..... 16 ..... 1976-79

# EXTRA POINTS

## GAME

PLAYER	NO.	OPPONENT	DATE
Josh Lambo	10	Lamar	Sept. 6, 2014
Todd Pegram	10	Baylor	Oct. 11, 2003
Terry Venetoulis	10	Missouri	Sept. 18, 1993
Taylor Bertolet	9	South Carolina State	Sept. 22, 2012
Kyle Bryant	9	Southwestern La.	Sept. 20, 1997
Kyle Bryant	9	Louisiana Tech	Oct. 5, 1996
Terry Venetoulis	9	SMU	Nov. 23, 1991
Layne Talbot	9	Southwestern La.	Sept. 15, 1990
Layne Talbot	9	SMU	Nov. 4, 1989
Scott Slater	9	TCU	Nov. 22, 1986
Josh Lambo	8	Vanderbilt	Oct. 26, 2013
Taylor Bertolet	8	Auburn	Oct. 27, 2012
Taylor Bertolet	8	Missouri	Nov. 24, 2012
Randy Bullock	8	Kansas	Nov. 19, 2011
Randy Bullock	8	UAB	Sept. 26, 2009
Todd Pegram	8	Oklahoma State	Oct. 15, 2005
Terence Kitchens	8	Tulsa	Sept. 18, 1999
Kyle Bryant	8	Iowa State	Oct. 11, 1997
Kyle Bryant	8	Sam Houston State	Sept. 6, 1997
Tony Franklin	8	TCU	Nov. 20, 1976



TODD PEGRAM

## SEASON

PLAYER	YEAR	PAT-ATT.
Taylor Bertolet	2012	67-74
Josh Lambo	2014	59-59
Randy Bullock	2011	55-57
Randy Bullock	2009	51-51
Terry Venetoulis	1993	51-51
Randy Bullock	2010	50-50
Josh Lambo	2013	50-51
Layne Talbot	1990	50-51
Terry Venetoulis	1991	49-50
Kyle Bryant	1997	48-48
Todd Pegram	2005	41-41
Matt Szymanski	2007	39-40
Terry Venetoulis	1992	39-43
Layne Talbot	1989	38-38
Tony Franklin	1977	38-38
Todd Pegram	2004	37-42
Scott Slater	1986	37-38
Kyle Bryant	1996	35-38
Terence Kitchens	2000	34-36
Darrow Hooper	1950	34-45
Todd Pegram	2002	32-33
David Hardy	1982	32-32

## CAREER

PLAYER	YEARS	PAT-ATT.
Randy Bullock	2008-11	176-179
Kyle Bryant	1994-97	145-152
Todd Pegram	2002-05	141-150
Terry Venetoulis	1990-93	139-144
Tony Franklin	1975-78	123-132
Josh Lambo	2013-14	109-110
Scott Slater	1986-88	96-99
David Hardy	1979-82	90-99
Layne Talbot	1987-90	88-89
Taylor Bertolet	2012	67-74
Terence Kitchens	1998-00	65-67
Darrow Hooper	1950-52	62-83
Randy Haddox	1973-74	59-63

# SPECIAL TEAMS RECORDS

## PUNT RETURNS

### LONGEST

PLAYER	YARDS	OPPONENT	DATE
Bob Goode	98	Ellington Field	Sept. 22, 1945
Dustin Harris	96	South Carolina St.	Sept. 22, 2012
Charlie Royalty	93	at Villanova	Sept. 18, 1948
Carl Roaches	84	Rice	Nov. 18, 1972
Aaron Glenn	76	Missouri	Sept. 18, 1993
Preston Smith	74	at Arkansas	Nov. 3, 1945
Kevin Smith	73	Texas	Nov. 28, 1991
Dustin Harris	72	Kansas	Nov. 24, 2011
Marion Flanagan	72	at Oklahoma	Oct. 5, 1946
Dick Todd	72	SMU	Nov. 6, 1937
Kevin Smith	71	at Rice	Nov. 2, 1991
Carl Roaches	71	SMU	Nov. 10, 1973
Barney Welch	71	at Texas	Nov. 26, 1942
Danté Hall	70	Iowa State	Oct. 11, 1997
Yale Lary	69	at SMU	Nov. 11, 1950
Danté Hall	69	at Iowa State	Oct. 12, 1996

### SINGLE GAME YARDS

PLAYER	RT-YDS	OPPONENT	DATE
Dustin Harris	8-246	South Carolina St.	Sept. 22, 2012
Dustin Harris	3-162	Kansas	Nov. 19, 2011
Aaron Glenn	3-131	Missouri	Sept. 18, 1993
Rod Harris	8-123	Louisiana Tech	Oct. 31, 1987
Billy Mitchell	8-116	at Houston	Oct. 8, 1994
Rod Harris	7-108	Arkansas	Nov. 14, 1987
Billy Cannon	4-110	Arkansas State	Sept. 17, 1983
Danté Hall	6-102	Oklahoma	Nov. 16, 1996
Ray Mickens	4-99	Houston	Oct. 28, 1995
Bob Goode	1-98	Ellington Field	Sept. 22, 1945
Carl Roaches	3-96	SMU	Nov. 10, 1973

### OTHER PUNT RETURN RECORDS

Single Game Returns.....	Carl Roaches.....	10.....	Sept. 20, 1975
Season Returns .....	Marion Flanagan.....	49 .....	1943
Career Return.....	Rod Harris.....	116 .....	1985-88
Highest Career Average .....	Yale Lary .....	18.1 .....	1949-51 33 ret. for 597 yards
Season Returns .....	Carl Roaches.....	2 .....	1972
for Touchdowns .....	Rod Harris.....	2 .....	1987
	Aaron Glenn.....	2 .....	1993
Career Returns .....	Kevin Smith .....	3 .....	1988-91
for Touchdowns .....	Dustin Harris.....	3 .....	2009-12

### SEASON YARDS

PLAYER	RT - YDS	AVG.	YEAR
Danté Hall	43 - 573	13.3	1996
Marion Flanagan	49 - 475	9.7	1943
Dustin Harris	34 - 432	12.7	2012
Dick Todd	28 - 426	15.2	1937
Dick Todd	32 - 403	12.6	1938
Rod Harris	37 - 391	10.6	1987
Yale Lary	24 - 388	16.2	1951
Rod Harris	42 - 345	8.2	1986
Aaron Glenn	17 - 339	19.9	1993
Dustin Harris	18 - 335	18.6	2011
Jimmie Hawkins	39 - 331	8.5	1985
Dick Todd	31 - 318	10.3	1936
David Scott	46 - 318	6.9	1979
Derrick Frazier	29 - 301	10.4	1992
Jimmie Hawkins	33 - 298	9.0	1984
Carl Roaches	38 - 287	7.5	1972
Chris Taylor	32 - 285	7.7	1998
Ray Mickens	24 - 281	11.7	1995

### CAREER YARDS

PLAYER	RT - YDS	AVG.	YEARS
Dick Todd	91-1147	12.6	1936-38
Dustin Harris	76-985	13.0	2009-12
Rod Harris	116-971	8.4	1985-88
Danté Hall	78-943	12.1	1996-99
Carl Roaches	115-924	8.0	1972-75
Jimmie Hawkins	87-750	8.6	1982-85
Billy Cannon	86-649	7.6	1980-83
Yale Lary	33-597	18.1	1949-51
Chris Taylor	76-581	7.6	1997-00
David Scott	79-439	9.3	1979-80
Ray Mickens	29-348	12.0	1992-95
Dave Elmendorf	37-345	4.4	1968-70
Shane Garrett	45-344	7.6	1988-90
George Hargett	37-341	9.2	1961-63

### YARDAGE RECORDS BY CLASS

CLASS / PLAYER	YARDS	YEAR
<b>Freshman</b>		
Danté Hall	573	1996
<b>Sophomore</b>		
Marion Flanagan	475	1943
<b>Junior</b>		
Dick Todd	426	1937
<b>Senior</b>		
Dustin Harris	434	2012



DUSTIN HARRIS



# KICKOFF RETURNS

## LONGEST RETURNS

PLAYER	YARDS	OPPONENT	DATE
Coryell Judie	100	Oklahoma	Nov. 6, 2010
Sirr Parker	100	at Texas	Nov. 29, 1996
Leeland McElroy	100	Southern Miss	Sept. 24, 1994
Leeland McElroy	100	Texas	Nov. 25, 1993
Carl Roaches	100	Boston College	Sept. 29, 1973
Dan McIlhany	100	Texas Tech	Oct. 6, 1962
Bob Smith	100	vs Georgia	Dec. 8, 1950
Cyrus Gray	99	at Colorado	Nov. 7, 2009
Kerry Franks	99	Texas Tech	Sept. 30, 2006
Cyrus Gray	98	Oklahoma	Nov. 8, 2008
Trey Williams	97	Mississippi State	Nov. 9, 2013
Joel Hunt	97	Arkansas	Oct. 15, 1927
Carl Roaches	97	at LSU	Sept. 23, 1972
Billy Mitchell	95	at Houston	Nov. 12, 1992
Hugh McElroy	94	at Nebraska	Sept. 25, 1971
Leeland McElroy	93	at Rice	Oct. 23, 1993
Larry Horton	92	LSU	Sept. 2, 1989
Bob Goode	90	at Oklahoma	Oct. 2, 1948

## SINGLE GAME YARDS

PLAYER	YARDS	OPPONENT	DATE
Cyrus Gray	261	Oklahoma	Nov. 8, 2008
Coryell Judie	197	vs. LSU	Jan. 7, 2011
Carl Roaches	193	Boston College	Sept. 29, 1973
Cyrus Gray	181	at Colorado	Nov. 7, 2009
Ryan Swope	180	Texas	Nov. 26, 2009
Leeland McElroy	181	at Rice	Oct. 23, 1993
Trey Williams	161	Mississippi State	Nov. 9, 2013
Cyrus Gray	157	vs Georgia	Dec. 28, 2009
Cyrus Gray	157	Texas Tech	Oct. 18, 2008
Coryell Judie	150	at Baylor	Nov. 13, 2010
Cyrus Gray	146	at Texas	Nov. 27, 2008

## SEASON YARDS

PLAYER	RET-YDS	AVG.	YEAR
Cyrus Gray	49 - 1,169	23.9	2008
Trey Williams	28 - 706	25.2	2013
Speedy Noil	27 - 645	23.9	2014
Kerry Franks	25 - 644	25.8	2007
Cyrus Gray	27 - 642	23.8	2009
Terrence Murphy	23 - 626	27.2	2003
Coryell Judie	20 - 605	30.2	2010
Leeland McElroy	15 - 590	39.3	1993
Trey Williams	25 - 557	22.3	2012
Dave Elmendorf	23 - 457	19.4	1970
Kerry Franks	16 - 443	27.7	2006
Hugh McElroy	17 - 439	25.8	1971

## CAREER YARDS


PLAYER	RET-YDS	AVG.	YEARS
Cyrus Gray	99 - 2,349	23.7	2008-11
Trey Williams	70 - 1,684	24.1	2012-14
Rod Harris	59 - 1,209	20.5	1985-88
Kerry Franks	46 - 1,169	25.4	2004-07
Leeland McElroy	30 - 1,099	36.6	1993-95
Carl Roaches	43 - 1,087	25.3	1972-75
Jason Carter	48 - 977	20.4	2002-05
Coryell Judie	28 - 806	28.8	2010-11
Terrence Murphy	31 - 761	24.5	2001-04
Larry Stegent	39 - 714	18.3	1967-69
Danté Hall	32 - 716	22.4	1996-99

## YARDAGE RECORDS BY CLASS

CLASS / PLAYER	YARDS	YEAR
<b>Freshman</b>		
Cyrus Gray	1,169	2008
<b>Sophomore</b>		
Trey Williams	706	2013
<b>Junior</b>		
Terrence Murphy	626	2003
<b>Senior</b>		
Kerry Franks	644	2007

## OTHER KICKOFF RETURN RECORDS

<b>Most Returns, Game</b> .....	Cyrus Gray.....	8.....	Dec. 28, 2009 vs. Georgia
<b>Most Returns, Season</b> .....	Cyrus Gray.....	76.....	2009
<b>Most Returns, Career</b> .....	Cyrus Gray.....	99.....	2008-11
<b>Highest Return Average, Season</b> .....	Leeland McElroy.....	39.3.....	1993
<b>Highest Return Average, Career</b> .....	Leeland McElroy.....	36.6.....	1993-95
<b>Season Returns for Touchdowns</b> .....	Leeland McElroy.....	3.....	1993
<b>Career Returns for Touchdowns</b> .....	Leeland McElroy.....	4.....	1993-95



**LEELAND MCELROY**

# PUNTING

## LONGEST

PLAYER	YARDS	OPPONENT	DATE
Bobby Goff	86	vs Texas Tech	Sept. 30, 1944
Wilbert Randow	85	Texas	Nov. 30, 1933
Kyle Stuard	81	Louisiana Tech	Sept. 26, 1981
Justin Brantly	80	at Colorado	Oct. 8, 2005
Todd Tschantz	80	at Rice	Oct. 26, 1985
Drew Kaser	76	Rice	Aug. 31, 2013
Shane Lechler	76	at Iowa State	Oct. 12, 1996
Sean Terry	76	at Colorado	Sept. 23, 1995
David Davis	75	Tulsa	Sept. 12, 1992
Stan Hollmig	74	at LSU	Oct. 11, 1947
Derace Moser	74	at TCU	Oct. 18, 1941
Mitch Robertson	74	at Rice	Nov. 13, 1971
Phil Scoggin	74	Texas	Nov. 25, 1965

## SEASON AVERAGE

(min. two punts per game)

PLAYER	NO-YDS	AVG.	YEAR
Drew Kaser	44 - 2,085	47.4	2013
Shane Lechler	56 - 2,631	47.0	1997
Shane Lechler	60 - 2,787	46.5	1999
Justin Brantly	51 - 2,331	45.7	2008
Justin Brantly	50 - 2,215	44.3	2006
Justin Brantly	56 - 2,475	44.2	2007
Drew Kaser	62 - 2,737	44.1	2014
David Davis	70 - 3,067	43.8	1992
Cody Scates	67 - 2,931	43.7	2002
Shane Lechler	80 - 3,485	43.6	1998
Phil Scoggin	88 - 3,833	43.6	1965
David Appleby	57 - 2,466	43.3	1977
Sean Terry	60 - 2,598	43.3	1995

## CAREER AVERAGE

(min. 100 punts)

PLAYER	NO-YARDS	AVG.	YEARS
Drew Kaser	108 - 4,913	45.49	2011-
Shane Lechler	268 - 11,977	44.7	1996-99
Justin Brantly	203 - 9,010	44.3	2005-08
Todd Tschantz	106 - 4,498	42.4	1984-86
Phil Scoggin	161 - 6,739	41.9	1964-65
David Davis	122 - 5,102	41.8	1991-92
Steve O'Neal	212 - 8,854	41.8	1966-68
Cody Scates	202 - 8,397	41.6	2000-03
Kyle Stuard	205 - 8,472	41.3	1980-83
Sean Wilson	185 - 7,577	41.0	1987-90
David Appleby	226 - 9,222	40.8	1976-79
Sean Terry	120 - 4,868	40.6	1992-95

## SEASON NET AVERAGE

(min. two punts per game)

PLAYER	NET	AVG.	YEAR
Shane Lechler	42.7	46.5	1999
Justin Brantly	42.3	44.2	2007
Shane Lechler	41.5	47.0	1997
Drew Kaser	40.7	47.4	2013
Drew Kaser	40.6	44.1	2014
Sean Terry	40.1	43.3	1995
Kyle Stuard	40.0	41.9	1983
Ryan Epperson	39.8	42.0	2012
Todd Tschantz	39.8	42.6	1985
Shane Lechler	39.6	42.7	1996
Justin Brantly	39.5	44.3	2006
David Davis	39.3	43.8	1992
Todd Tschantz	39.3	41.3	1984
Shane Lechler	39.2	43.6	1998

## CAREER NET AVERAGE

(min. 100 punts)

PLAYER	NET	AVG.	YEARS
Drew Kaser	40.6	45.5	2011-
Shane Lechler	40.6	44.7	1996-99
Todd Tschantz	39.9	42.4	1984-86
David Davis	38.2	41.8	1991-92
Kyle Stuard	37.9	41.3	1980-83
Steve O'Neal	37.6	41.8	1966-68
Justin Brantly	37.5	44.3	2005-08
Sean Terry	37.4	40.6	1992-95
Sean Wilson	36.9	41.0	1987-90

## OTHER PUNTING RECORDS

<b>Most Punts, Single Game</b> .....	Bob Goode.....	17.....	Nov. 10, 1945 vs. SMU
<b>Most Punts, Season</b> .....	Phil Scoggin.....	88.....	1965
<b>Most Punts, Career</b> .....	Shane Lechler.....	268.....	1996-99
<b>Most Yards, Season</b> .....	Phil Scoggin.....	3833.....	1965
<b>Most Yards, Career</b> .....	Shane Lechler.....	11,977.....	1996-99
<b>Consecutive Punts without a block</b> .....	Shane Lechler.....	268.....	1996-99
<b>Single Game Average (min. 5 punts)</b> .....	Shane Lechler.....	57.2.....	Oct. 2, 1999 at Texas Tech (five for 286 yards)



**SHANE LECHLER**

RECORDS

# DEFENSIVE RECORDS

## TACKLES

GAME			
PLAYER	TACKLES	OPPONENT	DATE
Larry Horton	24	Baylor	Oct. 20, 1990
Larry Kelm	24	SMU	Nov. 2, 1985
Johnny Holland	22	vs Alabama	Sept. 14, 1985
Jacob Green	22	at Baylor	Sept. 15, 1979
Johnny Holland	20	So. Miss	Sept. 27, 1986
Dat Nguyen	20	at Kansas St.	Oct. 18, 1997
Dat Nguyen	20	vs UCLA	Jan. 1, 1998
Four players	19		

SEASON		
PLAYER	TACKLES	YEAR
Doug Carr	157	1978
Johnny Holland	155	1984
Larry Kelm	152	1986
Grady Hoermann	151	1971
Johnny Holland	150	1985

CAREER		
PLAYER	TACKLES	YEARS
Dat Nguyen	517	1995-98
Johnny Holland	455	1983-86
Mike Little	448	1978-81
Ed Simonini	425	1972-75
Ray Childress	360	1981-84

TOTAL TACKLES BY CLASS			
CLASS	PLAYER	NO.	YEAR
Freshman	Ed Simonini	98	1972
Sophomore	Doug Carr	157	1978
Junior	Grady Hoermann	151	1971
Senior	Larry Kelm	152	1986

## QB SACKS

GAME			
PLAYER	SACKS	OPPONENT	DATE
Alex Morris	5	Houston	Oct. 10, 1987
Jacob Green	4	at Baylor	Sept. 15, 1979
Ray Childress	4	Arkansas	Nov. 12, 1983
John Roper	4	Arkansas	Nov. 14, 1987
John Roper	4	La. Tech	Oct. 31, 1987

SEASON		
PLAYER	SACKS	YEAR
Jacob Green	20	1979
Von Miller	17	2009
Ray Childress	15	1983
John Roper	15	1987
John Roper	15	1988
Aaron Wallace	14.5	1988
Keith Mitchell	14.5	1996
Jacob Green	13	1978
William Thomas	13	1990
Marcus Buckley	13	1991
Keith Mitchell	13	1995
Damontre Moore	12.5	2012
Marcus Buckley	12	1992

CAREER		
PLAYER	SACKS	YEARS
Aaron Wallace	42	1986-89
Jacob Green	37	1977-79
John Roper	36	1985-88
Keith Mitchell	34.0	1993-96
Von Miller	33	2007-10
Marcus Buckley	29	1990-92
Damontre Moore	26.5	2010-12
Ray Childress	25	1981-84
Roylin Bradley	24	1997-00
William Thomas	21.5	1987-90
Jerrod Penright	21	1999-02
Sam Adams	20.5	1991-93
Alex Morris	20	1985-88

## PASSES BROKEN UP

SEASON		
PLAYER	PBUS	YEARS
Aaron Glenn	20	1992
Sean Weston	15	2000
Terrence Frederick	13	2011
Byron Jones	13	2003
James Flowers	13	1986
Derrick Frazier	13	1991
Aaron Glenn	13	1993
Ray Mickens	13	1993

CAREER		
PLAYER	PBUS	YEARS
Sean Weston	36	2000-03
Derrick Frazier	36	1989-92
Aaron Glenn	33	1992-93
Byron Jones	32	2001-04
Kevin Smith	32	1988-92
Terrence Frederick	30	2008-11
Dustin Harris	29	2009-12
Sammy Davis	29	1999-02
Ray Mickens	28	1992-95
Kip Corrington	27	1984-87
Deshazor Everett	26	2011-14
Chet Brooks	26	1984-87
Donovan Greer	26	1993-96

## MISCELLANEOUS

Career Fumbles Caused	12	Jacob Green	1977-78
Season Fumbles Caused	6	Jacob Green	1978
	6	Aaron Wallace	1987
	6	Dat Nguyen	1996
Career Fumbles Recovered	10	Marcus Buckley	1990-92
Season Fumbles Recovered	5	Lester Hayes	1975
	5	Domingo Bryant	1985
Career Quarterback Pressures	48	Aaron Wallace	1986-89
Season Quarterback Pressures	30	William Thomas	1990
*Career Tackles for Losses	32	John Roper	1985-88
*Season Tackles for Losses	14	Edward Jasper	1995

\* sacks not included

## INTERCEPTIONS

SINGLE GAME			
PLAYER	INT	OPPONENT	DATE
Joe Boring	4	Arkansas	Nov. 1, 1952

SEASON		
PLAYER	YEAR	INT
Bill Sibley	1941	10
Kevin Smith	1989	9
Lester Hayes	1976	8
Joe Boring	1952	8
Bill Hobbs	1967	7
Kevin Smith	1990	7
Lester Hayes	1975	6
Pat Thomas	1974	6
Dave Elmendorf	1970	6
Lee Hitt	1971	6
David Hoot	1970	6
Aaron Glenn	1992	6

CAREER		
PLAYER	YEARS	INT
Kevin Smith	1988-91	20
Lester Hayes	1973-76	14
Pat Thomas	1972-75	13
John Kimbrough	1938-40	12
Dave Elmendorf	1968-70	12
Jaxson Appel	2002-05	11
Sammy Davis	1999-02	11
Kip Corrington	1983-87	11
Bill Hobbs	1966-68	11
Joe Boring	1952-53	11
Sedrick Curry	1996-99	9
Brandon Jennings	1996-99	9
Domingo Bryant	1982-85	9
Aaron Glenn	1992-93	9
Ray Mickens	1992-95	9
Marquis Carpenter	2005-07	8
Terrence Kiel	1999-02	8
Rich Coady	1995-98	8
John David Crow	1955-57	8
James Flowers	1983-86	8
Derrick Frazier	1989-92	8
Jeff Fuller	1980-83	8

LONGEST RETURNS			
PLAYER	YARDS	OPPONENT	DATE
Bill Hobbs	100	at TCU	Oct. 21, 1967
Cullen Rogers	99	Arkansas	Oct. 31, 1942
Aaron Glenn	95	at Texas	Nov. 26, 1992
Bill Conatser	92	at TCU	Oct. 21, 1939
J.V. Sikes	92	at Texas	Nov. 27, 1925
Derace Moser	90	at NYU	Oct. 11, 1941
Ramsey Bradberry	89	SMU	Nov. 4, 1989
Dustin Harris	83	at Kansas	Oct. 23, 2010
Ross Brupbacher	80	at Tulane	Sept. 28, 1968
Kevin Smith	78	Rice	Oct. 27, 1990
Lester Hayes	77	Baylor	Oct. 25, 1975

INTERCEPTIONS RECORDS BY CLASS			
CLASS	PLAYER	NO.	YEAR
Freshman	Jaxson Appel	4	2002
Sophomore	Kevin Smith	9	1989
Junior	Bill Sibley	10	1941
Senior	Lester Hayes	8	1976

## OTHER INTERCEPTION RECORDS

Most Yards INT Ret, Game	Bill Hobbs at TCU	132	Oct. 21, 1967
Most Yards INT Ret, Season	Ross Brupbacher	167	1967
Most Yards INT Ret, Career	Kevin Smith	289	1988-91
Most Returns for TD, Season	Michael Jameson	3	1999
Most Returns for TD, Career	Kevin Smith	3	1988-91
	Michael Jameson	3	1997-00



# ANNUAL STATISTICAL LEADERS

(\* indicates conference leader)

RUSHING				
YEAR	PLAYER	NO	YDS	AVG
2014	Tra Carson	124	- 581	4.7
2013	Johnny Manziel	144	- 759	5.3
2012	Johnny Manziel	201	- 1,410	7.0
2011	Cyrus Gray	198	- 1,045	5.3
2010	Cyrus Gray	200	- 1,133	5.7
2009	Christine Michael	166	- 844	5.1
2008	Mike Goodson	94	- 406	4.3
2007	Stephen McGee	181	- 899	4.9
2006	Mike Goodson	127	- 847	6.7
2005	Courtney Lewis	109	- 723	6.7
2004	Courtney Lewis	175	- 742	5.5
2003	Courtney Lewis	186	- 1,024	5.5
2002	Derek Farmer	172	- 739	4.3
2001	Derek Farmer	110	- 503	4.6
2000	Richard Whitaker	84	- 455	5.4
1999	Ja'Mar Toombs	147	- 583	4.0
1998	Danté Hall	243	- 1,024	4.2
1997	Danté Hall	134	- 973	7.3
1996	Sirr Parker	149	- 704	4.7
1995	Leeland McElroy	246	- 1,122	4.6
1994	Rodney Thomas	199	- 868	4.4
1993	Rodney Thomas	191	- 996	5.2
1992	Greg Hill	267	- 1,339	5.0
1991	Greg Hill	240	- 1,216	5.8
1990	Darren Lewis	291	- 1,691	5.8
1989	Darren Lewis	185	- 961	5.2
1988	Darren Lewis	306	- 1,692	* 5.5
1987	Darren Lewis	127	- 668	5.3
1986	Roger Vick	220	- 960	* 4.4
1985	Anthony Toney	208	- 845	4.4
1984	Thomas Sanders	167	- 738	4.4
1983	Roger Vick	91	- 425	4.7
1982	Johnny Hector	140	- 554	3.9
1981	Earnest Jackson	153	- 887	5.8
1980	Johnny Hector	173	- 928	5.4
1979	Curtis Dickey	172	- 894	5.0
1978	Curtis Dickey	205	- 1,146	5.6
1977	George Woodard	245	- 1,107	4.5
1976	George Woodard	239	- 1,153	4.8
1975	Bubba Bean	144	- 944	6.6
1974	Bubba Bean	158	- 938	5.9
1973	Bubba Bean	112	- 711	6.3
1972	Brad Dusek	124	- 549	4.4
1971	Mark Green	181	- 593	3.3
1970	Doug Neill	107	- 426	4.0
1969	Larry Stegent	197	- 676	3.4
1968	Larry Stegent	105	- 527	4.7
1967	Larry Stegent	161	- 568	3.5
1966	Wendell Housley	155	- 548	3.5
1965	Bill Sallee	84	- 272	3.1
1964	Lloyd Curington	99	- 287	2.9
1963	Budgie Ford	62	- 234	3.8
1962	Jim Linnstaedter	36	- 167	4.6
1961	Lee Roy Caffey	85	- 371	4.4
1960	Sam Byer	105	- 381	3.6
1959	Gordon LeBoeuf	113	- 351	3.0
1958	Luther Hall	70	- 238	3.3
1957	John David Crow	129	- 562	4.4
1956	Roddy Osborne	141	- 568	4.0
1955	Jack Pardee	83	- 452	5.4
1954	Elwood Kettler	49	- 446	3.0
1953	Connie Magouirk	142	- 283	5.4
1952	Don Ellis	156	- 377	2.4
1951	Glenn Lippman	118	- 801	* 6.8
1950	Bob Smith	199	- 1,302	6.5
1949	Bob Smith	145	- 694	4.7

PASSING				
YEAR	PLAYER	ATT	CMP	YARDS
2014	Kenny Hill	214	- 321	2,649
2013	Johnny Manziel	300	- 429	4,114
2012	Johnny Manziel	295	- 434	3,706
2011	Ryan Tannehill	327	- 531	3,744
2010	Jerrod Johnson	158	- 279	1,947
2009	Jerrod Johnson	296	- 497	3,579
2008	Jerrod Johnson	194	- 326	2,435
2007	Stephen McGee	211	- 364	2,311
2006	Stephen McGee	194	- 313	2,295
2005	Reggie McNeal	141	- 265	1,963
2004	Reggie McNeal	200	- 344	2,791
2003	Reggie McNeal	113	- 221	1,782
2002	Dustin Long	117	- 333	2,509
2001	Mark Farris	203	- 347	2,094
2000	Mark Farris	208	- 347	2,551
1999	Randy McCown	152	- 295	2,374
1998	Randy McCown	66	- 130	1,025
1997	Brannon Stewart	111	- 196	1,429
1996	Brannon Stewart	146	- 299	1,904
1995	Corey Pullig	165	- 307	2,105
1994	Corey Pullig	161	- 269	2,056
1993	Corey Pullig	144	- 243	1,732
1992	Corey Pullig	63	- 126	933
1991	Bucky Richardson	79	- 156	1,492
1990	Lance Pavlas	56	- 89	871
1989	Lance Pavlas	134	- 227	1,681
1988	Chris Osgood	54	- 112	656
1987	Craig Stump	41	- 98	524
1986	Kevin Murray	212	- 349	* 2,463
1985	Kevin Murray	147	- 251	* 1,965
1984	Craig Stump	94	- 189	1,135
1983	Kevin Murray	132	- 249	1,544
1982	Gary Kubiak	181	- 324	* 1,948
1981	Gary Kubiak	111	- 209	1,808
1980	David Beal	45	- 94	671
1979	Mike Mosley	82	- 142	938
1978	Mike Mosley	80	- 139	1,157
1977	David Walker	49	- 107	750
1976	David Walker	51	- 90	675
1975	David Shipman	24	- 60	422
1974	David Walker	46	- 102	666
1973	Mike Jay	36	- 86	682
1972	Don Dean	57	- 113	820
1971	Joe Mac King	36	- 87	559
1970	Lex James	111	- 225	1,662
1969	Rocky Self	87	- 199	1,136
1968	Edd Hargett	169	- 348	2,321
1967	Edd Hargett	99	- 208	1,526
1966	Edd Hargett	132	- 265	1,532
1965	Harry Ledbetter	83	- 182	940
1964	Dan McIlhany	47	- 111	598
1963	Charles LaGrange	28	- 73	393
1962	Jim Keller	30	- 80	343
1961	John Erickson	34	- 73	468
1960	Daryle Keeling	18	- 50	204
1959	Charles Milstead	62	- 117	752
1958	Charles Milstead	88	- 167	1,135
1957	Charles Milstead	14	- 35	185
1956	Roddy Osborne	14	- 23	258
1955	James Wright	24	- 67	368
1954	Elwood Kettler	36	- 72	471
1953	Don Ellis	76	- 171	960
1952	Ray Graves	93	- 164	* 989
1951	Ray Graves	45	- 98	621
1950	Dick Gardemal	39	- 66	559
1949	Don Nicholas	28	- 58	311

TOTAL OFFENSE				
YEAR	PLAYER	PLAYS	- YARDS	AVG
2014	Kenny Hill	373	- 2,805	7.5
2013	Johnny Manziel	573	- 4,873	8.5
2012	Johnny Manziel	635	- 5,116	8.1
2011	Ryan Tannehill	589	- 4,050	6.9
2010	Jerrod Johnson	358	- 2,093	5.8
2009	Jerrod Johnson	642	- 4,085	6.4
2008	Jerrod Johnson	420	- 2,549	6.1
2007	Stephen McGee	545	- 3,210	5.9
2006	Stephen McGee	459	- 2,961	6.5
2005	Reggie McNeal	361	- 2,627	7.3
2004	Reggie McNeal	495	- 3,509	7.1
2003	Reggie McNeal	348	- 2,152	6.2
2002	Dustin Long	382	- 2,496	6.5
2001	Mark Farris	394	- 2,018	5.1
2000	Mark Farris	407	- 2,667	6.5
1999	Randy McCown	375	- 2,431	6.5
1998	Randy McCown	221	- 1,164	5.3
1997	Brannon Stewart	238	- 1,360	5.7
1996	Brannon Stewart	369	- 1,913	5.2
1995	Corey Pullig	344	- 2,155	6.3
1994	Corey Pullig	308	- 1,992	6.5
1993	Corey Pullig	276	- 1,705	6.2
1992	Greg Hill	269	- 1,339	5.0
1991	Bucky Richardson	259	- 1,940	7.5
1990	Darren Lewis	294	- 1,748	5.9
1989	Lance Pavlas	291	- 1,679	5.8
1988	Darren Lewis	309	- 1,692	5.5
1987	Darren Lewis	128	- 705	5.5
1986	Kevin Murray	393	- 2,348	6.0
1985	Kevin Murray	295	- 1,892	6.4
1984	Craig Stump	269	- 1,280	4.8
1983	Kevin Murray	333	- 1,643	* 4.9
1982	Gary Kubiak	369	- 1,885	* 5.1
1981	Gary Kubiak	328	- 1,986	* 6.1
1980	Johnny Hector	173	- 928	5.4
1979	Mike Mosley	217	- 1,443	6.7
1978	Mike Mosley	220	- 1,405	6.4
1977	David Walker	177	- 1,144	6.5
1976	George Woodard	239	- 1,153	4.8
1975	Bubba Bean	144	- 944	6.6
1974	Bubba Bean	158	- 938	5.9
1973	Mike Jay	88	- 901	10.2
1972	Don Dean	132	- 879	6.7
1971	Joe Mac King	85	- 625	7.4
1970	Lex James	228	- 1,473	6.5
1969	Rocky Self	214	- 1,460	6.8
1968	Edd Hargett	433	- 2,330	5.4
1967	Edd Hargett	214	- 1,532	7.2
1966	Edd Hargett	203	- 1,549	7.6
1965	Harry Ledbetter	314	- 930	3.0
1964	Eddie McKaughan	109	- 603	5.5
1963	Charles LaGrange	53	- 328	6.2
	Jim Keller	80	- 328	4.1
1962	Jim Keller	75	- 456	6.1
1961	John Erickson	83	- 489	5.9
1960	Sam Byer	105	- 381	3.6
1959	Charles Milstead	175	- 829	4.7
1958	Charles Milstead	279	- 1,332	* 4.8
1957	Roddy Osborne	149	- 662	4.4
1956	Roddy Osborne	155	- 826	5.3
1955	Jack Pardee	83	- 452	5.5
1954	Elwood Kettler	221	- 917	4.1
1953	Don Ellis	193	- 1,028	5.3
1952	Ray Graves	247	- 1,245	5.0
1951	Glenn Lippman	118	- 801	6.8
1950	Bob Smith	199	- 1,302	6.5
1949	Bob Smith	145	- 694	4.8

RECEPTIONS					
YEAR	PLAYER	POS.	NO	YDS	TD
2014	Malcome Kennedy	wr	53	- 611	6
2013	Mike Evans	wr	69	- 1,394	12
2012	Mike Evans	wr	82	- 1,105	5
2011	Ryan Swope	wr	89	- 1,207	10
2010	Jeff Fuller	wr	72	- 1,066	12
	Ryan Swope	wr	72	- 825	4
2009	Uzoma Nwachukwu	wr	46	- 609	4
2008	Ryan Tannehill	wr	55	- 844	5
2007	Martellus Bennett	te	49	- 587	4
2006	Chad Schroeder	wr	39	- 612	4
2005	Jason Carter	wr	54	- 827	6
2004	Terrence Murphy	wr	56	- 721	3
2003	Terrence Murphy	wr	44	- 762	0
2002	Greg Porter	wr	48	- 669	4
2001	Jamaar Taylor	wr	39	- 489	3
2000	Robert Ferguson	wr	58	- 885	6
1999	Chris Taylor	wr	33	- 591	4
1998	Chris Cole	se	38	- 667	5
1997	Derrick Spiller	te	25	- 436	4
	Chris Cole	wr	25	- 333	3
1996	Albert Connell	se	57	- 872	6
1995	Albert Connell	se	41	- 653	7
1994	Ryan Mathews	se	29	- 395	2
1993	Tony Harrison	se	31	- 481	4
1992	Greg Schorp	te	24	- 280	1
1991	Tony Harrison	se	31	- 577	6
1990	Gary Oliver	fl	28	- 455	3
1989	Percy Waddle	se	36	- 600	5
	Mike Jones	te	36	- 501	3
1988	Rod Harris	se	37	- 592	1
1987	Keith Woodside	rb	25	- 237	0
1986	Rod Bernstein	te	65	- 710	* 5
1985	Jeff Nelson	se	51	- 651	* 4
1984	Jimmy Teal	se	35	- 631	6
1983	Rich Siler	te	40	- 465	4
1982	Don Jones	se	32	- 461	5
1981	Mike Whitwell	se	27	- 731	3
1980	Mike Whitwell	se	30	- 603	2
1979	Gerald Carter	se	39	- 528	2
1978	Russell Mikeska	te	29	- 429	0
1977	Curtis Dickey	rb	17	- 231	1
1976	Gary Haack	te	21	- 265	2
1975	Richard Osborne	te	13	- 191	2
1974	Richard Osborne	te	13	- 145	0
1973	Richard Osborne	te	29	- 405	1
1972	Richard Osborne	te	31	- 440	1
1					



## RECEIVING YARDS

YEAR	PLAYER	POS.	NO	YDS	TD
2014	Malcome Kennedy	wr	53	611	6
2013	Mike Evans	wr	69	1,394	12
2012	Mike Evans	wr	82	1,105	5
2011	Ryan Swope	wr	89	1,207	10
2010	Jeff Fuller	wr	72	1,066	12
2009	Uzoma Nwachukwu	wr	40	708	6
2008	Ryan Tannehill	wr	55	844	5
2007	Martellus Bennett	te	49	587	4
2006	Chad Schroeder	wr	39	612	4
2005	Jason Carter	wr	54	827	6
2004	Terrence Murphy	wr	56	721	3
2003	Terrence Murphy	wr	44	762	0
2002	Jamaar Taylor	wr	44	760	3
2001	Terrence Murphy	wr	36	518	3
2000	Robert Ferguson	wr	58	885	6
1999	Chris Taylor	wr	33	591	4
1998	Chris Cole	se	38	667	5
1997	Derrick Spiller	te	25	436	4
1996	Albert Connell	se	57	872	6
1995	Albert Connell	se	41	653	7
1994	Chris Sanders	se	22	422	4
1993	Tony Harrison	se	31	481	4
1992	Tony Harrison	se	22	454	4
1991	Tony Harrison	se	31	577	6
1990	Shane Garrett	wr	24	469	3
1989	Percy Waddle	se	36	600	5
1988	Rod Harris	se	37	592	1
1987	Rod Harris	se	19	281	2
1986	Rod Bernstine	te	65	710	* 5
1985	Jeff Nelson	se	51	651	* 4
1984	Jimmy Teal	se	35	631	6
1983	Rich Siler	te	40	465	4
1982	Don Jones	se	32	461	5
1981	Mike Whitwell	se	27	731	3
1980	Mike Whitwell	se	30	603	2
1979	Gerald Carter	se	39	528	2
1978	Russell Mikeska	te	29	429	0
1977	Darrell Smith	se	12	234	4
1976	Randall Teate	wr	12	274	2
1975	Richard Osborne	te	13	191	2
1974	Carl Roaches	wr	9	155	1
1973	Richard Osborne	te	29	405	1
1972	Richard Osborne	te	31	440	1
1971	Homer May	wr	15	250	1
1970	Homer May	te	26	479	5
1969	Ross Brupbacher	se	22	395	6
1968	Barney Harris	se	49	745	3
1967	Bob Long	te	24	541	8
1966	Tommy Maxwell	se	27	445	4
1965	Ken McLean	se	60	835	* 2
1964	Billy Uzzell	se	22	246	1
	Ira Dan Westerfield	rb	18	246	0
1963	George Hargett	rb	12	162	1
1962	George Hargett	rb	14	194	0
1961	Travis Reagan	rb	10	201	1
1960	Randy Sims	rb	5	66	1
1959	Russell Hill	se	19	341	1
1958	John Tracey	se	37	466	* 2
1957	Loyd Taylor	rb	6	104	0
1956	John David Crow	rb	7	125	3
1955	John David Crow	rb	5	101	1
1954	Bennie Sinclair	se	22	293	2
1953	Bennie Sinclair	se	19	287	2
1952	Don Ellis	rb	33	273	* 3
1951	Billy Tidwell	rb	13	256	2
1950	Andy Hillhouse	se	24	398	7
1949	Wray Whittaker	se	26	291	1


## SCORING

YEAR	PLAYER	POS.	PTS
2014	Josh Lambo	k	98
2013	Josh Lambo	k	74
2012	Johnny Manziel	qb	126
2011	Randy Bullock	k	142
2010	Randy Bullock	k	98
2009	Randy Bullock	k	87
2008	Jeff Fuller	wr	56
2007	Jorvorskie Lane	rb	104
2006	Jorvorskie Lane	rb	114
2005	Todd Pegram	k	86
2004	Todd Pegram	k	73
2003	Todd Pegram	k	82
2002	Todd Pegram	k	68
2001	Cody Scates	k	50
2000	Ja'Mar Toombs	rb	84
1999	Terence Kitchens	k	75
1998	Russell Bynum	k	78
1997	Kyle Bryant	k	102
1996	D'Andre Hardeman	rb	108
1995	Leeland McElroy	rb	96
1994	Rodney Thomas	rb	96
1993	Terry Venetoulis	k	90
1992	Greg Hill	rb	102
1991	Terry Venetoulis	k	88
1990	Darren Lewis	rb	114
1989	Layne Talbot	k	71
1988	Robert Wilson	rb	60
1987	Scott Slater	k	70
1986	Scott Slater	k	* 100
1985	Anthony Toney	rb	74
	Eric Franklin	k	74
1984	Alan Smith	k	51
1983	Alan Smith	k	72
1982	David Hardy	k	80
1981	David Hardy	k	65
1980	Johnny Hector	rb	30
1979	Curtis Dickey	rb	54
1978	Tony Franklin	k	61
1977	Tony Franklin	k	86
1976	George Woodard	rb	* 102
1975	Tony Franklin	k	63
1974	Skip Walker	rb	54
1973	Randy Haddox	k	62
1972	Pat McDermott	k	33
1971	Mark Green	rb	42
1970	Pat McDermott	k	34
1969	Ross Brupbacher	te	36
1968	Bob Long	te	48
1967	Bob Long	te	48
1966	Tommy Maxwell	se	26
1965	Glynn Lindsey	k	20
1964	Glynn Lindsey	k	12
	Bubber Collins	rb	12
1963	Jerry Rogers	rb	18
	Travis Reagan	rb	18
	Bobby Lee	k	18
1962	Mike Clark	se	25
1961	Travis Reagan	rb	38
1960	Sam Byer	rb	18
1959	Randy Sims	rb	31
1958	Charles Milstead	qb	36
1957	Roddy Osborne	se	48
1956	John David Crow	rb	* 60
1955	Loyd Taylor	rb	31
1954	Elwood Kettler	qb	54
1953	Don Ellis	qb	37
1952	Connie Magouirk	rb	30
1951	Darrow Hooper	k	32
1950	Bob Smith	rb	* 84
1949	Bob Smith	rb	48

## PUNTING

YEAR	PLAYER	NO.	YARDS	AVG
2014	Drew Kaser	62	2737	44.1
2013	Drew Kaser	44	2085	47.4
2012	Ryan Epperson	41	1721	42.0
2011	Ryan Epperson	52	2145	41.2
2010	Ryan Epperson	41	1541	37.6
2009	Ken Wood	30	1164	38.8
2008	Justin Brantly	51	2231	* 45.7
2007	Justin Brantly	56	2475	44.2
2006	Justin Brantly	50	2215	44.3
2005	Justin Brantly	46	1989	43.2
2004	Jacob Young	63	2444	38.8
2003	Jacob Young	45	1663	37.0
2002	Cody Scates	67	2931	43.7
2001	Cody Scates	71	2888	40.7
2000	Cody Scates	52	2089	40.2
1999	Shane Lechler	60	2787	* 46.5
1998	Shane Lechler	80	3485	* 43.6
1997	Shane Lechler	56	2631	* 47.0
1996	Shane Lechler	72	3074	42.7
1995	Sean Terry	60	2598	43.3
1994	Sean Terry	58	2214	38.2
1993	James Bennett	53	2033	38.4
1992	David Davis	70	3067	43.8
1991	David Davis	52	2035	39.1
1990	Sean Wilson	45	1906	42.4
1989	Sean Wilson	36	1500	41.7
1988	Sean Wilson	62	2472	39.9
1987	Sean Wilson	42	1699	40.5
1986	Craig Stump	35	1296	37.0
1985	Todd Tschantz	33	1406	42.6
1984	Todd Tschantz	61	2517	41.3
1983	Kyle Stuard	67	2806	41.9
1982	Kyle Stuard	60	2430	40.5

YEAR	PLAYER	NO.	YARDS	AVG
1981	Randy Sawyer	63	2445	38.8
1980	Kyle Stuard	76	3097	40.8
1979	David Appleby	71	2935	41.3
1978	David Appleby	48	1835	38.2
1977	David Appleby	57	2466	43.3
1976	David Appleby	50	1986	39.7
1975	Mark Stanley	62	2383	38.4
1974	Mark Stanley	59	2479	* 42.0
1973	Mark Stanley	45	1718	38.2
1972	Robert Murski	69	2620	37.9
1971	Mitch Robertson	84	3100	37.0
1970	Jimmy Sheffield	66	2650	40.2
1969	Jimmy Sheffield	69	2749	39.8
1968	Steve O'Neal	64	2616	40.9
1967	Steve O'Neal	81	3402	* 42.0
1966	Steve O'Neal	67	2836	42.3
1965	Phil Scoggin	88	3833	* 43.6
1964	Phil Scoggin	73	2906	39.8
1963	Jim Keller	66	2738	41.5
1962	Jim Keller	42	1591	37.9
1961	Babe Craig	57	2215	* 38.9
1960	Babe Craig	42	1701	* 40.5
1959	Charles Milstead	39	1394	35.7
1958	Charles Milstead	29	1058	36.5
1957	Roddy Osborne	30	1095	36.5
1956	Roddy Osborne	28	882	31.5
1955	Ed Dudley	15	602	40.1
1954	Gene Henderson	14	528	37.5
1953	Joe Boring	22	835	38.0
1952	Roy Dollar	45	1682	37.3
1951	Yale Lary	33	1256	38.1
1950	Yale Lary	57	2183	38.3
1949	Yale Lary	71	2846	40.0



**JUSTIN BRANTLY**

### KICKOFF RETURNS

YEAR	PLAYER	NO.	YARDS	AVG
2014	Speedy Noil	27	- 645	23.9
2013	Trey Williams	28	- 706	25.2
2012	Trey Williams	25	- 557	22.3
2011	Dustin Harris	16	- 374	23.4
2010	Coryell Judie	20	- 605	30.2
2009	Cyrus Gray	27	- 642	23.8
2008	Cyrus Gray	49	- 1,169	23.9
2007	Kerry Franks	25	- 644	25.8
2006	Kerry Franks	16	- 443	27.7
2005	Jason Carter	18	- 344	19.1
2004	Jason Carter	18	- 330	18.3
2003	Terrence Murphy	26	- 626	27.2
2002	B. Johnson / T. Thomas	12	- 252	21.0
2001	Sammy Davis	9	- 162	18.0
2000	Richard Whitaker	9	- 195	21.7
1999	Bethel Johnson	9	- 174	19.3
1998	Danté Hall	8	- 172	21.5
1997	Danté Hall	7	- 156	22.3
1996	Danté Hall	14	- 324	23.1
1995	Leeland McElroy	9	- 208	23.1
1994	Leeland McElroy	6	- 301	50.2
1993	Leeland McElroy	15	- 590	* 39.3
1992	Billy Mitchell	11	- 336	30.5
1991	Randy Simmons	10	- 181	18.1
1990	Randy Simmons	10	- 245	24.5
1989	Larry Horton	17	- 420	24.7
1988	Rod Harris	22	- 388	17.6
1987	Rod Harris	15	- 329	21.9
1986	Rod Harris	17	- 319	18.8
1985	Rod Harris	5	- 173	34.6
1984	Jeff Nelson	16	- 299	18.7
1983	Tony Slaton	4	- 74	18.5
1982	Tony Slaton	17	- 291	17.1
1981	Billy Cannon	8	- 172	21.5
1980	Billy Cannon	14	- 291	20.8
1979	Earnest Jackson	10	- 213	21.3
1978	Temple Aday	8	- 188	23.5
1977	Curtis Dickey	15	- 302	20.1
1976	Darrell Smith	10	- 184	18.4
1975	Skip Walker	6	- 167	27.8
1974	Carl Roaches	5	- 90	18.0
1973	Carl Roaches	15	- 426	28.4
1972	Carl Roaches	18	- 426	23.7
1971	Hugh McElroy	17	- 439	* 25.8
1970	Dave Elmendorf	23	- 457	19.9
1969	Dave Elmendorf	12	- 232	19.3
1968	Larry Stegent	13	- 255	19.6
1967	Larry Stegent	16	- 292	18.3
1966	Wendell Housley	11	- 255	23.2
1965	Lloyd Curington	7	- 169	24.1
1964	Eddie McKaughan	8	- 144	18.0
1963	George Hargett	8	- 182	22.8
1962	George Hargett	7	- 158	22.6
1961	James Murphy	7	- 167	23.9
1960	James Murphy	10	- 219	21.9
1959	Bob Sanders	4	- 128	32.0
1958	Arthur Sims	9	- 210	23.3
1957	Bobby Joe Conrad	4	- 149	37.2
1956	Jack Pardee	7	- 218	31.1
1955	John David Crow	7	- 129	18.5
1954	Don Watson	8	- 197	24.6
1953	Don Ellis	9	- 178	19.8
1952	Don Ellis	17	- 413	* 24.3
1951	Billy Tidwell	7	- 211	30.1
1950	n/a			
1949	Glenn Lippman	12	- 308	* 25.7
1948	Bob Goode	16	- 407	* 25.4

### PUNT RETURNS

YEAR	PLAYER	NO.	YARDS	AVG
2014	Speedy Noil	15	- 180	12.0
2013	De'Vante Harris	11	- 74	6.7
2012	Dustin Harris	34	- 432	12.7
2011	Dustin Harris	18	- 335	18.6
2010	Kenric McNeal	24	- 138	5.8
2009	Dustin Harris	16	- 126	7.9
2008	Jordan Pugh	11	- 61	5.5
2007	Jordan Peterson	14	- 108	7.7
2006	Chad Schroeder	19	- 140	7.4
2005	Jordan Chambless	8	- 89	11.1
2004	Erik Mayes	20	- 122	6.1
2003	Tim Van Zant	14	- 75	5.4
2002	Bethel Johnson	12	- 139	11.6
2001	Dawon Gentry	16	- 199	12.4
2000	Chris Taylor	17	- 125	7.4
1999	Chris Taylor	16	- 103	6.4
1998	Chris Taylor	37	- 285	7.7
1997	Danté Hall	17	- 208	12.2
1996	Danté Hall	43	- 573	13.3
1995	Ray Mickens	24	- 281	11.7
1994	Billy Mitchell	26	- 203	7.8
1993	Aaron Glenn	17	- 339	* 19.9
1992	Derrick Frazier	29	- 301	10.4
1991	Kevin Smith	19	- 275	14.5
1990	Shane Garrett	21	- 196	9.3
1989	Shane Garrett	21	- 146	6.4
1988	Rod Harris	37	- 235	6.4
1987	Rod Harris	37	- 391	10.6
1986	Rod Harris	42	- 345	8.2
1985	Jimmie Hawkins	39	- 331	8.5
1984	Jimmie Hawkins	33	- 298	9.0
1983	Billy Cannon	26	- 260	10.0
1982	Billy Cannon	31	- 280	9.0
1981	Billy Cannon	29	- 109	3.8
1980	David Scott	33	- 121	3.7
1979	David Scott	46	- 318	6.9
1978	Darrell Smith	23	- 132	5.7
1977	Mike Williams	21	- 72	3.4
1976	Darrell Smith	28	- 75	2.7
1975	Carl Roaches	38	- 238	7.0
1974	Carl Roaches	27	- 177	6.6
1973	Carl Roaches	31	- 224	* 7.2
1972	Carl Roaches	19	- 287	* 15.1
1971	Hugh McElroy	17	- 138	8.2
1970	Dave Elmendorf	13	- 130	10.0
1969	Dave Elmendorf	24	- 215	8.9
1968	Barney Harris	8	- 88	11.0
1967	Bob Long	8	- 94	11.8
1966	Curley Hallman	7	- 47	6.7
1965	Jerry Nichols	20	- 128	6.4
1964	James Willenborg	8	- 52	6.5
1963	George Hargett	11	- 100	9.1
1962	George Hargett	17	- 163	9.6
1961	George Hargett	9	- 78	8.8
1960	Arthur Sims	9	- 145	16.1
1959	Bob Sanders	8	- 57	7.1
1958	Jon Few	7	- 79	11.2
1957	Roddy Osborne	7	- 65	9.3
1956	Don Watson	10	- 118	11.8
1955	Billy Dendy	8	- 80	10.0
1954	Don Watson	6	- 115	19.1
1953	Don Ellis	19	- 170	8.9
1952	Joe Boring	12	- 134	11.2
1951	Yale Lary	24	- 388	* 16.2
1950	Yale Lary	9	- 209	23.2

### TACKLES

YEAR	PLAYER	POS.	TKL	YEAR	PLAYER	POS.	TKL
2014	Deshazor Everett	CB	65	1992	Patrick Bates	DB	95
2013	Steven Jenkins	LB	96	1991	Jason Atkinson	LB	95
2012	Damontre Moore	DE	85	1990	Larry Horton	DB	117
2011	Jonathan Stewart	LB	98	1989	Larry Horton	DB	102
2010	Michael Hodges	LB	115	1988	Dana Batiste	LB	110
2009	Trent Hunter	DB	95	1987	John Roper	LB	104
2008	Matt Featherston	LB	94	1986	Johnny Holland	LB	147
	Alton Dixon	LB/DB	94	1985	Larry Kelm	LB	152
2007	Mark Dodge	LB	117	1984	Johnny Holland	LB	155
2006	Justin Warren	LB	93	1983	Ray Childress	DE	117
2005	Justin Warren	LB	95	1982	Jeff Fuller	DB	90
2004	Jaxson Appel	DB	85		Bobby Strogen	LB	90
2003	Jaxson Appel	DB	135	1981	Bobby Strogen	LB	133
2002	Terrence Kiel	DB	95	1980	Mike Little	LB	116
2001	Terrence Kiel	DB	92	1979	Doug Carr	LB	136
2000	Brian Gamble	LB	110	1978	Doug Carr	LB	157
1999	Brandon Jennings	DB	94	1977	Carl Grulich	DB	132
1998	Dat Nguyen	LB	147	1976	Robert Jackson	LB	143
1997	Dat Nguyen	LB	130	1975	Ed Simonini	LB	101
1996	Dat Nguyen	LB	146	1974	Ed Simonini	LB	98
1995	Dat Nguyen	LB	94	1973	Ed Simonini	LB	130
1994	Reggie Graham	LB	101	1972	Grady Hoermann	LB	130
1993	Sam Adams	DE	78	1971	Grady Hoermann	LB	151

### INTERCEPTIONS

YEAR	PLAYER	NO.-YDS (TD)	AVG	YEAR	PLAYER	NO.-YDS (TD)	AVG
2014	Armani Watts	3- 36	12.0	1986	James Flowers	5- 73 (1)	14.6
2013	Nate Askw	3- 44	17.7	1985	Kip Corrington	5- 68 (1)	13.6
	Howard Matthews	3- 58	19.3	1984	James Flowers	2- 55 (1)	27.5
2012	Steven Terrell	2- 58	29.0	1983	Jeff Fuller	3- 37	12.3
	Deshazor Everett	2- 26 (1)	13.0	1982	Jeff Fuller	4- 23	5.7
2011	Trent Hunter	2- 46	23.0	1981	Bobby Strogen	5 n/a	—
	Steven Terrell	2- 62	31.0	1980	Leandrew Brown	5- 44	8.8
2010	Dustin Harris	4- 117 (1)	5.8	1979	John Dawson	4- 14	3.5
	Coryell Judie	4- 31	7.8	1978	Kenneth Taylor	3- 0	0.0
2009	Jordan Pugh	3- 64	21.3	1977	Mike Williams	4- 49	12.3
2008	Trent Hunter	3- 23	7.7	1976	Lester Hayes	8- 87	10.9
2007	Marquis Carpenter	4- 31	10.8	1975	Lester Hayes	6- 102 (1)	17.0
2006	Mark Dodge	2- 20	10.0	1974	Pat Thomas	6- 85 (1)	14.2
	Jordan Peterson	2- 0	0.0	1973	Pat Thomas	3- 81 (1)	27.0
	Japhus Brown	2- 8	4.0	1972	Grady Hoermann	3- 42	14.0
	Devin Gregg	2- 8	4.0	1971	Lee Hitt	6- 85	14.2
2005	Marquis Carpenter	4- 45	11.2	1970	Dave Elmendorf	6- 87	14.5
2004	Japhus Brown	3- 36	12.0	1969	Dave Elmendorf	5- 0	0.0
2003	Jaxson Appel	4- 109	27.3	1968	Ross Brupbacher	3- 98 (1)	32.7
2002	Jaxson Appel	4- 46	11.5	1967	Billy Hobbs	7- 162 (2)	23.1
	Byron Jones	4- 117	29.2	1966	Curley Hallman	5- 92	18.4
2001	Sammy Davis	5- 52	10.4	1965	Jim Kauffman	3- 0	0.0
2000	Sammy Davis	4- 25	6.2	1964	Mike Pitman	2- 100	50.0
	Terrence Kiel	4- 0	0.0	1963	Mike Pitman	4- 40	10.0
1999	Michael Jameson	5- 151	30.2	1962	Jerry Hopkins	3- 4	1.3
1998	Rich Coady	3- 16	5.3	1961	Travis Reagan	4- 72	18.0
	Sedrick Curry	3- 10	3.3	1960	Randy Sims	2- 18	9.0
1997	Sedrick Curry	3- 62	20.7	1959	Robert Sanders	3- 28	9.3
1996	Rich Coady	3- 93	31.0	1958	Jon Few	2- 14	7.0
	Dat Nguyen	3- 38	12.7	1957	John David Crow	5- 39	7.8
1995	Ray Mickens	4- 67	33.5	1956	Jack Pardee	3- 50	16.7
1994	Dennis Allen	4- 27	6.8	1955	Roddy Osborne	3- 68	22.7
1993	Aaron Glenn	3- 40	13.3	1954	Joe Schero	2- 3	1.5
1992	Aaron Glenn	6- 99 (1)	16.5	1953	Don Ellis	3- 86	28.7
1991	Patrick Bates	4- 37	9.3	1952	Joe Boring	8- 67	8.4
1990	Kevin Smith	7- 149 (2)	21.3	1951	Bill Ballard	3- 17	5.7
1989	Kevin Smith	9- 75 (1)	8.3	1950	Yale Lary	5- 78	15.6
1988	Mickey Washington	4- 37	9.3	1941	Bill Sibley	9- 57	6.3
1987	Kip Corrington	3- 0	0.0				
	Adam Bob	3- 0	0.0				

RECORDS

# FRESHMAN RECORDS

## RUSHING

### GAME YARDS

PLAYER	YDS	OPPONENT	DATE
Johnny Manziel	229	Oklahoma	Jan. 4, 2013
Greg Hill	212	LSU	Sept. 14, 1991
Darren Lewis	194	at TCU	Nov. 21, 1987
Danté Hall	184	Texas Tech	Oct. 26, 1996
Johnny Manziel	181	LA Tech	Oct. 13, 2012

### SEASON YARDS

PLAYER	YARDS	YEAR
Johnny Manziel	1,410	2012
Greg Hill	1,216	1991
Courtney Lewis	1,024	2003
Mike Goodson	847	2006
Christine Michael	767	2009
Curtis Dickey	726	1976
Darren Lewis	668	1987
Danté Hall	642	1996
Leeland McElroy	613	1993
George Woodard	604	1975

### GAME RUSHES

PLAYER	ATT.	OPPONENT	DATE
Greg Hill	30	LSU	Sept. 14, 1991

### SEASON RUSHES

PLAYER	ATT.	YEAR
Greg Hill	240	1991

### SEASON 100-YARD GAMES

PLAYER	NO.	YEAR
Johnny Manziel	7	2012
Greg Hill	6	1991
Courtney Lewis	5	2003
George Woodard	4	1975
Danté Hall	3	1996
Darren Lewis	3	1987

### 100-YARD GAMES

PLAYER	ATT-YDS	OPPONENT	YEAR
Johnny Manziel	17-229	* vs Oklahoma	Jan. 4, 2013
Johnny Manziel	16-100	Sam Houston State	Nov. 17, 2012
Johnny Manziel	21-129	at Mississippi State	Nov. 3, 2012
Trey Williams	19-109	at Auburn	Oct. 27, 2012
Johnny Manziel	19-181	at Louisiana Tech	Oct. 13, 2012
Johnny Manziel	20-129	at Ole Miss	Oct. 6, 2012
Johnny Manziel	14-104	Arkansas	Sept. 29, 2012
Johnny Manziel	13-124	at SMU	Sept. 15, 2012
Christine Michael	11-116	Baylor	Nov. 21, 2009
Christine Michael	22-121	at Texas Tech	Oct. 24, 2009
Mike Goodson	10-127	Oklahoma	Nov. 4, 2006
Stephen McGee	24-108	Texas	Nov. 25, 2005
Jorvorskie Lane	17-104	Texas	Nov. 25, 2005
Jorvorskie Lane	22-139	Oklahoma State	Oct. 15, 2005
Courtney Lewis	26-120	Kansas	Nov. 1, 2003
Courtney Lewis	26-171	Oklahoma State	Oct. 25, 2003
Courtney Lewis	12-158	Baylor	Oct. 11, 2003
Courtney Lewis	16-105	Pittsburgh	Sept. 27, 2003
Courtney Lewis	16-100	Utah	Sept. 6, 2003
Derek Farmer	17-133	Iowa State	Oct. 27, 2001
Derek Farmer	20-100	Notre Dame	Sept. 29, 2001
Keith Joseph	21-105	at Wyoming	Sept. 6, 2001
Joe Weber	8-121	at Missouri	Nov. 13, 1999
Ja'Mar Toombs	23-111	at Oklahoma State	Oct. 31, 1998
Ja'Mar Toombs	10-110	Nebraska	Oct. 10, 1998

PLAYER	ATT-YDS	OPPONENT	YEAR
Danté Hall	14-108	at Texas	Nov. 29, 1996
Danté Hall	17-184	Texas Tech	Oct. 26, 1996
Danté Hall	14-101	Louisiana Tech	Oct. 5, 1996
D'Andre Hardeman	26-130	SMU	Oct. 14, 1995
Leeland McElroy	17-136	Missouri	Sept. 18, 1993
Greg Hill	19-115	at TCU	Nov. 7, 1991
Greg Hill	18-109	at Rice	Nov. 2, 1991
Greg Hill	25-160	Houston	Oct. 26, 1991
Greg Hill	24-137	at Texas Tech	Oct. 5, 1991
Greg Hill	25-125	at Tulsa	Sept. 21, 1991
Greg Hill	30-212	LSU	Sept. 14, 1991
Darren Lewis	16-194	at TCU	Nov. 21, 1987
Bucky Richardson	8-137	at Rice	Oct. 24, 1987
Darren Lewis	25-103	at Baylor	Oct. 17, 1987
Darren Lewis	6-103	vs Southern Miss	Sept. 26, 1987
Bucky Richardson	5-102	vs Southern Miss	Sept. 26, 1987
Roger Vick	18-110	at TCU	Nov. 19, 1983
Mike Mosley	20-180	* vs USC	Dec. 31, 1977
Mike Mosley	12-109	Houston	Dec. 3, 1977
Curtis Dickey	18-127	Texas Tech	Oct. 9, 1976
George Woodard	32-167	at Rice	Nov. 15, 1975
George Woodard	23-106	SMU	Nov. 8, 1975
George Woodard	24-101	Baylor	Oct. 25, 1975
George Woodard	6-106	at LSU	Sept. 20, 1975

\* bowl game

### TOP DEBUT GAMES

PLAYER	YARDS	OPPONENT	DATE
Greg Hill*	212	LSU	Sept. 14, 1991
Bucky Richardson	102	vs USM	Sept. 26, 1987
Christine Michael	93	New Mexico	Sept. 5, 2009
Rodney Thomas	81	LSU	Sept. 14, 1991

\* NCAA freshman debut record

### LONGEST RUNS

PLAYER	YARDS	OPPONENT	DATE
Christine Michael	97	* Baylor	Nov. 21, 2009
Courtney Lewis	86	Baylor	Nov. 11, 2003
Bucky Richardson	82	vs So. Miss	Sept. 26, 1987
Leeland McElroy	81	Houston	Oct. 9, 1993
Darren Lewis	80	at TCU	Nov. 21, 1987
Joe Weber	77	at Missouri	Nov. 13, 1999
Darren Lewis	77	vs So. Miss	Sept. 26, 1987
Danté Hall	74	Texas Tech	Oct. 26, 1996
Johnny Manziel	72	vs La. Tech	Oct. 1, 2012
Ja'Mar Toombs	71	Nebraska	Oct. 10, 1998

\* school record

### GAME TDs

PLAYER	NO.	OPPONENT	DATE
Leeland McElroy	3	at Missouri	Sept. 19, 1992

### SEASON TDs

PLAYER	NO.	YEAR
Johnny Manziel	21	2012
Courtney Lewis	12	2003
Greg Hill	12	1991
Robert Wilson	10	1988
Christine Michael	9	2009
Darren Lewis	8	1987
Curtis Dickey	8	1976
Leeland McElroy	7	1993



**GREG HILL**



# PASSING

## GAME YARDS

PLAYER	YDS	OPPONENT	DATE
Johnny Manziel	453	Arkansas	Sept. 29, 2012
Johnny Manziel	395	vs. La. Tech	Oct. 13, 2012
Johnny Manziel	372	Missouri	Nov. 24, 2012
Johnny Manziel	311	at Miss. St.	Nov. 3, 2012
Kyle Allen	294	vs West Virginia	Dec. 29, 2014
Johnny Manziel	294	at SMU	Sept. 15, 2012
Johnny Manziel	287	vs. Okla.	Jan. 4, 2013
Kevin Murray	280	at Rice	Oct. 22, 1983
Kyle Allen	277	at Auburn	Nov. 8, 2014
Corey Pullig	272	at Houston	Nov. 12, 1992
Kevin Murray	266	at Baylor	Oct. 15, 1983
Jeff Granger	255	at Tulsa	Sept. 21, 1991

## GAME ATTEMPTS

PLAYER	ATT.	OPPONENT	YEAR
Johnny Manziel	56	LSU	Oct. 20, 2012
Kevin Murray	48	at Rice	Oct. 22, 1983
Johnny Manziel	44	Missouri	Nov. 24, 2012
Johnny Manziel	40	vs. La. Tech	Oct. 13, 2012
Johnny Manziel	38	Arkansas	Sept. 29, 2012

## GAME COMPLETIONS

PLAYER	COMP	OPPONENT	DATE
Johnny Manziel	32	Missouri	Nov. 24, 2012
Johnny Manziel	30	at Miss. St.	Nov. 3, 2012
Johnny Manziel	29	Arkansas	Sept. 29, 2012
Johnny Manziel	29	LSU	Oct. 20, 2012
Craig Stump	29	Texas Tech	Oct. 6, 1984
Kevin Murray	25	at Rice	Oct. 22, 1983

## GAME TD PASSES

PLAYER	TDS	OPPONENT	DATE
Kyle Allen	4	West Virginia	Dec. 29, 2014
Kyle Allen	4	at Auburn	Nov. 8, 2014
Johnny Manziel	4	at SMU	Sept. 15, 2012
Reggie McNeal	4	Oklahoma	Nov. 9, 2002
Kevin Murray	4	Arkansas	Nov. 12, 1983
Jeff Granger	4	at Tulsa	Sept. 21, 1991
Kevin Murray	3	at Rice	Oct. 22, 1983
Kevin Murray	3	Houston	Oct. 8, 1983
Johnny Manziel	3	Five times	

## SEASON YARDS

PLAYER	YARDS	YEAR
Johnny Manziel	3,706	2012
Kevin Murray	1,544	1983
Kyle Allen	1,322	2014
Craig Stump	1,135	1984

## SEASON ATTEMPTS

PLAYER	ATT	YEAR
Johnny Manziel	434	2012
Kevin Murray	249	1983
Craig Stump	189	1984
Corey Pullig	126	1992

## SEASON COMPLETIONS

PLAYER	COMP.	YEAR
Johnny Manziel	295	2012
Kevin Murray	132	1983
Kyle Allen	118	2014
Craig Stump	94	1984
Corey Pullig	63	1992

## SEASON TD PASSES

PLAYER	TDS	YEAR
Johnny Manziel	26	2012
Kyle Allen	16	2014
Kevin Murray	14	1983
Craig Stump	10	1984
Reggie McNeal	6	2002
Jeff Granger	5	1991

## LONGEST PASS PLAY

PLAYER	YDS	OPPONENT	DATE
Johnny Manziel	to Uzoma Nwachukwu	89	Sam Houston St. Nov. 17, 2012
Johnny Manziel	to Ryan Swope	80	Arkansas Sept. 29, 2012
Johnny Manziel	to Mike Evans	75	vs. LA Tech Oct. 13, 2012
Lance Pavlas	to Matt Gurley	69	vs Southern Miss Sept. 26, 1987
Reggie McNeal	to Terrence Murphy	61	Oklahoma Nov. 9, 2002
Jeff Granger	to Brian Mitchell	61	at Tulsa Sept. 21, 1991
Kyle Allen	to Malcome Kennedy	60	at Auburn Nov. 8, 2014
Johnny Manziel	to Thomas Johnson	58	Arkansas Sept. 29, 2012
Corey Pullig	to Tony Harrison	58	Rice Oct. 17, 1992
Kyle Allen	to Josh Reynolds	56	Missouri Nov. 15, 2014
Johnny Manziel	to Trey Williams	55	vs. La. Tech Oct. 13, 2012
Kyle Allen	to Jeremy Tabuyo	50	at SMU Sept. 20, 2014
Johnny Manziel	to Ryan Swope	50	at Auburn Oct. 27, 2012
Craig Stump	to Jimmy Teal	48	at SMU Nov. 3, 1984
Corey Pullig	to Brian Mitchell	46	at Texas Nov. 26, 1992
Kyle Allen	to Josh Reynolds	44	West Virginia Dec. 29, 2014
Kevin Murray	to Jimmy Teal	44	at Baylor Oct. 15, 1983

# RECEIVING

## SINGLE GAME YARDS

PLAYER	YDS	OPPONENT	DATE
Ryan Tannehill	210	Kansas State	Oct. 11, 2008
Uzoma Nwachukwu	141	Oklahoma State	Oct. 10, 2009
Terrence Murphy	146	at Colorado	Oct. 13, 2001
Mike Evans	137	vs Louisiana Tech	Oct. 13, 2012
Uzoma Nwachukwu	136	at Kansas State	Oct. 17, 2009
Kerry Franks	128	Wyoming	Sept. 11, 2004
Mike Evans	123	at SMU	Sept. 15, 2012
Brandal Jackson	118	vs Arkansas	Oct. 3, 2009
Thomas Johnson	108	Arkansas	Sept. 29, 2012
Ryan Matthews	108	at TCU	Nov. 7, 1991
Terrence Murphy	107	at K-State	Oct. 20, 2001
Speedy Noil	105	Ole Miss	Oct. 11, 2014
Mike Evans	105	at Ole Miss	Oct. 6, 2012
Ryan Tannehill	104	Texas Tech	Oct. 18, 2008
Uzoma Nwachukwu	101	Utah State	Sept. 19, 2009

## SINGLE GAME TOUCHDOWNS

PLAYER	TDS	OPPONENT	DATE
Uzoma Nwachukwu	3	Utah State	Sept. 19, 2009
Seven Players	2		

## SINGLE GAME RECEPTIONS

PLAYER	REC.	OPPONENT	DATE
Ryan Tannehill	12	Kansas State	Oct. 11, 2008
Speedy Noil	11	Ole Miss	Oct. 11, 2014
Ricky Seals-Jones	10	Mississippi State	Oct. 4, 2014
Terrence Murphy	10	at Colorado	Oct. 13, 2001
Mike Evans	9	Mississippi St.	Nov. 3, 2012
Mike Evans	8	Ole Miss	Oct. 6, 2012
Mike Evans	8	Missouri	Nov. 24, 2012
Uzoma Nwachukwu	8	Oklahoma State	Oct. 10, 2009
Jeff Fuller	8	at Iowa State	Oct. 25, 2008

## SEASON YARDS

PLAYER	YARDS	YEAR
Mike Evans	1,105	2012
Ryan Tannehill	844	2008
Uzoma Nwachukwu	670	2009
Jeff Fuller	630	2008
Speedy Noil	583	2014
Brian Mitchell	519	1991
Terrence Murphy	518	2001
Ricky Seals-Jones	465	2014
Richard Osborne	440	1972
Thomas Johnson	339	2012

## SEASON TOUCHDOWNS

PLAYER	TDS	YEAR
Jeff Fuller	9	2008
Uzoma Nwachukwu	6	2009
Speedy Noil	5	2014
Mike Evans	5	2012
Ryan Tannehill	5	2008
Ricky Seals-Jones	4	2014
Leeland McElroy	4	1993
Brian Mitchell	4	1991

## SEASON RECEPTIONS

PLAYER	REC.	YEAR
Mike Evans	82	2012
Ryan Tannehill	55	2008
Jeff Fuller	50	2008
Ricky Seals-Jones	49	2014
Speedy Noil	46	2014
Uzoma Nwachukwu	37	2009
Terrence Murphy	36	2001
Richard Osborne	31	1972
Rod Bernstine	24	1983
George Smith	23	1982

## LONGEST RECEPTIONS

PLAYER	REC.	OPPONENT	DATE
Kerry Franks	84	Wyoming	Sept. 11, 2004
Ricky Seals-Jones	75	vs Rice	Aug. 31, 2013
Mike Evans	75	vs Louisiana Tech	Oct. 13, 2012
Uzoma Nwachukwu	66	at Kansas State	Oct. 17, 2009
Brian Mitchell	61	at Tulsa	Sept. 22, 1991
Brandal Jackson	60	vs Arkansas	Oct. 3, 2009
Jeff Fuller	59	Colorado	Nov. 1, 2008
Thomas Johnson	58	Arkansas	Sept. 29, 2012
Leeland McElroy	58	LSU	Sept. 4, 1993
Sirr Parker	56	SMU	Oct. 14, 1995
Trey Williams	55	vs Louisiana Tech	Oct. 13, 2012
Ryan Tannehill	55	Oklahoma	Nov. 8, 2008
Ryan Tannehill	55	Kansas State	Oct. 11, 2008
Tony Thompson	52	Tulsa	Sept. 28, 1985
Uzoma Nwachukwu	50	Utah State	Sept. 19, 2009
Brian Mitchell	48	Houston	Oct. 26, 1991
Brian Mitchell	47	at Baylor	Oct. 19, 1991
Brian Mitchell	47	at Rice	Nov. 2, 1991
Terrence Murphy	45	Notre Dame	Sept. 29, 2001
Speedy Noil	44	Lamar	Sept. 6, 2014
Kenric McNeal	44	New Mexico	Sept. 5, 2009
Terrence Murphy	44	at Kansas State	Oct. 20, 2001

RECORDS

## ALL-PURPOSE / SCORING

### ALL-PURPOSE SEASON YARDS

PLAYER	TOTAL	YEAR
Cyrus Gray	1,592	2008
Danté Hall	1,551	1996
Leeland McElroy	1,427	1993
Speedy Noil	1,418	2014
Johnny Manziel	1,410	2012
Greg Hill	1,318	1991
Courtney Lewis	1,115	2003
Mike Evans	1,105	2012
Trey Williams	1,104	2012
Christine Michael	1,034	2009
Curtis Dickey	1,020	1976

### SCORING SEASON POINTS

PLAYER	PTS.	YEAR
Johnny Manziel, qb	126	2012
Taylor Bertolet, K	106	2012
Terry Venetoulis, K	87	1990
Leeland McElroy, rb	84	1993
Kyle Bryant, K	82	1994
Greg Hill, rb	72	1991
Todd Pegram, K	68	2002
Tony Franklin, K	63	1975
Robert Wilson, rb	60	1989

### SEASON FIELD GOALS

PLAYER	FG-ATT.	PCT.	YEAR
Kyle Bryant	17-25	.680	1994
Taylor Bertolet	13-22	.591	2012
Todd Pegram	12-21	.571	2002
Tony Franklin	12-28	.429	1975

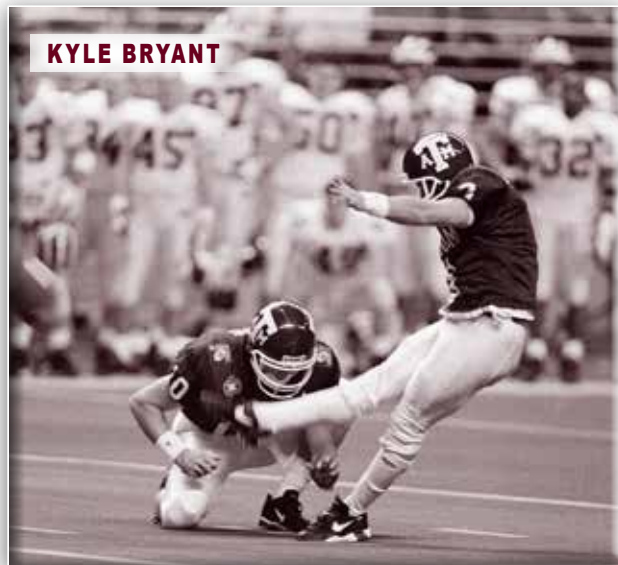
### LONGEST FIELD GOAL

PLAYER	LG	OPPONENT	DATE
Kyle Bryant	61	Southern Miss	Sept. 24, 1994
Tony Franklin	59	at Rice	Nov. 15, 1975
Taylor Bertolet	54	vs La. Tech	Oct. 13, 2012
Taylor Bertolet	50	LSU	Oct. 20, 2012


### SEASON EXTRA POINTS

PLAYER	PAT-ATT	YEAR
Taylor Bertolet	67-74	2012
Scott Slater	37-38	1986
Todd Pegram	32-22	2002

### KYLE BRYANT



## DEFENSE



DAT NGUYEN

### SEASON SACKS

PLAYER	SACKS	YEAR
Myles Garrett	11.5	2014
Damontre Moore	5.5	2010
Sam Adams	5.5	1991
Aaron Wallace	5	1986
Alex Morris	4	1985
Kevin Tucker	3.5	1989

### SEASON TFLs\*

PLAYER	TACKLES	YEAR
Brian Gamble	8	1999
Dat Nguyen	7	1995
Darian Claiborne	5.5	2013
Sam Adams	5	1991
John Roper	5	1985
Alex Morris	5	1985
Jason Jack	4	2004
Kevin Tucker	4	1989

\* -- Does not include sacks

### SEASON TACKLES

PLAYER	TACKLES	YEAR
Mike Little	105	1978
Dat Nguyen	94	1995
Darian Claiborne	89	2013
Erik Mayes	69	2004
Jaxson Appel	69	2002
Domingo Bryant	66	1982
Trent Hunter	65	2008
Kyle Mangan	63	2009
Japhus Brown	62	2004
Brian Gamble	60	1999
Sammy O'Brient	58	1984
Armani Watts	48.5	2014
Jason Jack	48	2004
Ray Childress	45	1981
Warrick Holdman	44	1995
Pat Henry	44	1989
John Roper	43	1985

### SEASON INTs

PLAYER	INTS	YEAR
Jaxson Appel	4	2002
Armani Watts	3	2014
Trent Hunter	3	2008
Japhus Brown	3	2004

### SEASON SOLOS

PLAYER	TACKLES	YEAR
Dat Nguyen	65	1995
Jaxson Appel	49	2002
Trent Hunter	46	2008
Erik Mayes	42	2004
Armani Watts	38	2014
Brian Gamble	36	1999
Domingo Bryant	36	1982
Japhus Brown	33	2004
Jerry Bullitt	31	1980
Darian Claiborne	29	2013
Myles Garrett	29	2014
Ray Childress	29	1981
John Roper	28	1985
Kyle Mangan	26	2009
Warrick Holdman	26	1995
Rod Saddler	26	1983
Sammy O'Brient	25	1984
Sam Adams	24	1991

### MOST PASS BREAKUPS

PLAYER	PBUS	YEAR
Sean Weston	15	2000
Armani Watts	9	2014
Erik Mayes	8	2004
Danny Gorrer	7	2005
Julien Obioha	6	2012

Several with 5

# TEAM RECORDS

## TOTAL OFFENSE

### GAME YARDS

YDS	PLAYS	OPPONENT	DATE
774	76	Louisiana-Lafayette	Sept. 15, 1990
719	73	Baylor	Oct. 11, 2003
716	79	Arkansas	Sept. 29, 2012
714	87	Sam Houston State	Sept. 13, 2012
714	62	SMU	Sept. 17, 2005
705	103	TCU	Nov. 22, 1986
702	84	Tulsa	Sept. 28, 1985
693	97	at Mississippi State	Oct. 13, 2012
687	91	at TCU	Nov. 19, 1977
681	83	Baylor	Oct. 15, 2011
680	99	South Carolina	Aug. 28, 2014
678	86	vs Louisiana Tech	Oct. 13, 2012
671	81	at Auburn	Oct. 27, 2012
670	84	at SMU	Nov. 3, 1990
663	68	at SMU	Sept. 20, 2014
647	92	Missouri	Nov. 24, 2012
633	66	vs Oklahoma	Jan. 4, 2012
630	78	Lamar	Sept. 6, 2014
628	71	Alabama	Sept. 14, 2013
628	89	vs Arkansas	Oct. 1, 2011
624	95	North Texas	Sept. 21, 1996
623	93	Texas Tech	Oct. 30, 2010
622	92	Rice	Oct. 23, 1976
615	87	Memphis	Sept. 30, 1978

**Most Yards, Season** ..... 7,261 ..... 2012  
**Most Avg. Yds/Game** ..... 558.5 ..... 2012  
**Most Avg. Yds/Play, Game** ..... 10.2 ..... Sept. 15, 1990  
 vs. Louisiana-Lafayette  
**Fewest Total Yards, Game** ..... 12 ..... Oct. 25, 1930  
 vs. TCU

### GAME PLAYS

PLYS	YDS	OPPONENT	DATE
106	535	at Oklahoma State	Sept. 30, 2010
103	705	TCU	Nov. 22, 1986
99	680	South Carolina	Aug. 28, 2014
99	500	Missouri	Oct. 29, 2011
99	539	Stephen F. Austin	Sept. 4, 2011
98	442	at Houston	Oct. 8, 1988
97	693	at Mississippi St.	Nov. 3, 2012
97	447	Colorado	Sept. 28, 1996
95	624	North Texas	Sept. 21, 1996
94	410	LSU	Oct. 20, 2012
94	469	La. Tech	Sept. 25, 1982
94	522	Texas Tech	Oct. 4, 1986
94	423	Louisiana-Lafayette	Aug. 31, 2002

**Fewest Plays, Game** ..... 29 ..... Nov. 10, 1945  
 vs. SMU  
**Most Plays, Season** ..... 1,044 ..... 2011  
 507 run/537 pass 13 games

### GAME FIRST DOWNS

NO.	OPPONENT	DATE
39	South Carolina	Aug. 28, 2014
38	Sam Houston State	Sept. 7, 2013
38	TCU	Nov. 22, 1986
35	Baylor	Oct. 15, 2011
35	Texas Tech	Oct. 30, 2010
34	at Texas Tech	Oct. 24, 2009
33	Ole Miss	Oct. 12, 2013
33	Stephen F. Austin	Sept. 4, 2010
33	Southwestern Louisiana	Sept. 15, 1990
33	at TCU	Nov. 7, 1991
32	Baylor	Oct. 11, 2003
32	Tulsa	Sept. 28, 1985
32	at SMU	Nov. 3, 1990

**Fewest First Downs, Game** ..... 0 ..... Oct. 25, 1930  
 vs. TCU  
**Most First Downs, Season** ..... 371 ..... 2012

## RUSHING

### GAME YARDS

YDS	ATT.	OPPONENT	DATE
606	85	at TCU	Nov. 19, 1977
555	70	at SMU	Nov. 3, 1990
526	79	Rice	Oct. 23, 1976
526	59	Louisiana-Lafayette	Sept. 15, 1990
523	79	Memphis	Sept. 30, 1978
518	61	TCU	Nov. 20, 1976
437	49	Baylor	Oct. 11, 2003
434	61	Clemson	Sept. 14, 1974
432	66	SMU	Nov. 10, 1973
425	54	La. Tech	Oct. 5, 1996
417	73	at LSU	Sept. 21, 1974
409	63	LSU	Sept. 14, 1991

**Most Yards, Season** ..... 3,829 ..... 1990  
**Fewest Yards, Season** ..... 731 ..... 1965  
**Most Avg. Yds/Game** ..... 319.1 ..... 1990  
**Most Avg. Yds/Play, Game** ..... 8.9 ..... 1990  
 vs. SW Louisiana  
 ..... 8.9 ..... 2003  
 Baylor

**Most Average Yards Per Carry, Season** ..... 5.9 ..... 2012

### GAME ATTEMPTS

ATT.	YDS	OPPONENT	DATE
85	606	at TCU	Nov. 19, 1977
79	378	at Rice	Nov. 15, 1975
79	526	Rice	Oct. 23, 1976
79	523	Memphis	Sept. 30, 1978
78	349	at SMU	Oct. 30, 1976

**Most Attempts, Season** ..... 709 ..... 1977  
**Fewest Attempts, Game** ..... 15 ..... Nov. 8, 1947  
 vs. SMU

### GAME FIRST DOWNS

NO.	OPPONENT	DATE
28	Oklahoma	Jan. 4, 2013
28	at SMU	Nov. 3, 1990
25	at TCU	Nov. 19, 1977
24	Rice	Oct. 23, 1976
24	Rice	Oct. 28, 1978
23	Texas Tech	Oct. 1, 1988
21	at Auburn	Oct. 27, 2012

**Most First Downs, Season** ..... 196 ..... 1990  
**Fewest First Downs, Game** ..... 0 ..... Oct. 25, 1930  
 vs. TCU

### GAME TOUCHDOWNS

TDS	OPPONENT	DATE
11	Miami (Fla.)	Dec. 8, 1944
8	SMU	Sept. 17, 2005
8	Baylor	Oct. 11, 2003

## SCORING

### GAME POINTS

PTS	OPPONENT	YEAR
110	Daniel Baker	Oct. 1, 1920
98	Dallas University	Oct. 12, 1917
77	Sam Houston State	Oct. 23, 1925
77	Sam Houston State	Oct. 3, 1919
77	Mo. School of Mines	Nov. 17, 1916
74	TCU	Nov. 22, 1986
73	Lamar	Sept. 6, 2014
73	Baylor	Oct. 11, 2003
73	Missouri	Sept. 18, 1993
70	South Carolina St.	Sept. 22, 2012
70	at Miami (Fla.)	Dec. 8, 1944
69	vs Sewanee	Oct. 6, 1928
66	Southwestern Louisiana	Sept. 20, 1997
66	Austin College	Oct. 5, 1917

65	Sam Houston State	Sept. 7, 2013
65	SMU	Sept. 17, 2005
65	SMU	Sept. 17, 1991
65	vs BYU (Holiday Bowl)	Dec. 29, 1990

**Most Points, Season** ..... 578 ..... 2012

### GAME TOUCHDOWNS

(since 1944 only)

NO.	OPPONENT	YEAR
11	at Miami (Fla.)	Dec. 8, 1944
10	Lamar	Sept. 6, 2014
10	South Carolina State	Sept. 22, 2012
10	TCU	Nov. 22, 1986
10	Baylor	Oct. 11, 2003
10	Missouri	Sept. 18, 1993
9	at Auburn	Oct. 12, 2012
9	SMU	Sept. 17, 1991
9	vs BYU (Holiday Bowl)	Dec. 29, 1990
9	Southwestern Louisiana	Sept. 15, 1990
9	SMU	Nov. 4, 1989

**Most Touchdowns, Season** ..... 78 ..... 2012

## PASSING

### MOST YARDS, GAME

YDS	OPPONENT	DATE
511	at South Carolina	Aug. 28, 2014
500	Sam Houston State	Sept. 7, 2013
498	Arkansas	Sept. 29, 2012
469	Auburn	Oct. 19, 2013
464	Alabama	Sept. 14, 2013
449	Texas Tech	Oct. 30, 2010
446	Mississippi State	Nov. 9, 2013
428	at Kansas	Oct. 19, 2002
419	Kansas State	Oct. 11, 2008
415	Baylor	Oct. 15, 2011
410	Missouri	Nov. 24, 2012
409	at Oklahoma State	Sept. 30, 2010
405	Lamar	Sept. 6, 2014
405	SMU	Sept. 17, 2005
401	Ole Miss	Oct. 11, 2014
395	SMU	Sept. 20, 2014
395	Louisiana Tech	Oct. 13, 2012
389	Tulsa	Sept. 18, 1999
386	Arkansas	Sept. 27, 2014
385	Colorado	Sept. 28, 1996
382	vs. Duke	Dec. 31, 2013
381	at Iowa State	Oct. 25, 2008
380	SMU	Sept. 15, 2012
379	at Oklahoma	Nov. 5, 2011
377	Idaho	Sept. 17, 2011
376	Vanderbilt	Oct. 26, 2013
376	at SMU	Nov. 9, 1968
370	Sam Houston State	Nov. 17, 2012

**Most Yards, Season** ..... 4,593 ..... 2013

**Fewest Yards, Season** ..... 336 ..... 1960

**Fewest Yards, Game** ..... 0 ..... Sept. 18, 1954  
 vs. Texas Tech

### GAME COMPLETIONS

NO.	YDS	OPPONENT	DATE
44	511	at South Carolina	Aug. 28, 2014
42	401	Ole Miss	Oct. 11, 2014
40	409	at Oklahoma State	Sept. 30, 2010
37	365	at Mississippi State	Oct. 4, 2014
36	449	Texas Tech	Oct. 30, 2010
35	410	Missouri	Nov. 24, 2012
35	317	Missouri	Oct. 29, 2011
34	500	Sam Houston State	Sept. 7, 2013
34	498	Arkansas	Sept. 29, 2012

34	385	Colorado	Sept. 28, 1996
33	298	TCU	Nov. 20, 1982
32	332	at Mississippi State	Nov. 3, 2012
32	379	Oklahoma	Nov. 5, 2011
32	361	New Mexico	Sept. 5, 2009
32	376	at SMU	Nov. 9, 1968
31	347	SFA	Sept. 4, 2010
31	381	at Iowa State	Oct. 25, 2008
30	377	Idaho	Sept. 12, 2011
30	345	vs Arkansas	Oct. 3, 2009
30	341	at Wyoming	Sept. 6, 2001
30	334	at Colorado	Oct. 13, 2001

**Most Completions, Season** ..... 339 ..... 2013

**Fewest Completions, Season** ..... 33 ..... 1960

### GAME ATTEMPTS

ATT.	YDS	OPPONENT	DATE
64	385	Colorado	Sept. 28, 1996
63	379	at Oklahoma	Nov. 5, 2011
62	365	at Mississippi State	Oct. 4, 2014
62	409	at Oklahoma State	Sept. 30, 2010
60	511	at South Carolina	Aug. 28, 2014
58	345	vs Arkansas	Oct. 3, 2009
58	376	at SMU	Nov. 9, 1968
55	319	Arkansas	Nov. 2, 1968
53	401	Ole Miss	Oct. 11, 2014
53	317	Missouri	Oct. 29, 2011
51	252	Oklahoma	Nov. 8, 2008
50	449	Texas Tech	Oct. 30, 2010
50	334	at Colorado	Oct. 13, 2001

### GAME INT'S THROWN

NO.	OPPONENT	YEAR
7	Texas	Nov. 25, 1943
7	at Rice	Nov. 14, 1953
5	at Oklahoma State	Sept. 30, 2010
5	at Oklahoma	Sept. 11, 1993
5	vs Ohio State	Jan. 1, 1987
5	at LSU	Sept. 13, 1986
5	at Texas	Nov. 28, 1968
5	at LSU	Oct. 9, 1948

**Most Passes Had Intercepted, Season** ..... 30 ..... 1941  
**Fewest Passes Had Intercepted, Season** ..... 4 ..... 1956, 1997, 2004, 2006

**Most Passes Thrown Without an Interception** ..... 229 ..... 2009

### GAME FIRST DOWNS

NO.	OPPONENT	YEAR
28	at South Carolina	Aug. 28, 2014
23	Sam Houston State	Sept. 7, 2013
22	Arkansas	Sept. 29, 2012
22	at SMU	Nov. 9, 1968
21	Ole Miss	Oct. 11, 2014
21	Mississippi State	Nov. 9, 2013
21	Missouri	Nov. 24, 2012
20	vs. Duke	Dec. 31, 2013
20	Missouri	Oct. 29, 2011
20	at Oklahoma	Nov. 5, 2011
20	at Oklahoma State	Sept. 30, 2010
20	Texas Tech	Oct. 30, 2010

**Most First Downs, Season** ..... 204 ..... 2013

### OTHER PASS RECORDS

**Most Touchdowns, Game** ..... 7 ..... Oct. 5, 2002  
 vs. Texas Tech

**Most Touchdowns, Season** ..... 40 ..... 2013

**Best Completion Pct., Game (10 att.)** ..... 90.5% ..... Nov. 14, 1981  
 vs. Arkansas 19-of-21

**Best Completion Pct., Season** ..... 69.3 ..... 2013



## SPECIAL TEAMS

### FIELD GOALS/EXTRA POINTS

<b>Most Field Goals, Game</b>	6.....vs. Arkansas State.....Sept. 17, 1983
<b>Most Field Goals, Season</b>	29.....2011
<b>Most Extra Points, Game</b>	10.....vs. Missouri.....Sept. 18, 1993 vs. Baylor.....Oct. 11, 2003 vs. Lamar.....Sept. 6, 2014
<b>Most Extra Points, Season</b>	69.....2012
<b>Consecutive Extra Points</b>	122.....2008-11

### PUNT RETURNS

<b>Most Returns, Game</b>	13.....at LSU.....Sept. 20, 1975
<b>Most Returns, Season</b>	69.....1943
<b>Most Yards, Game</b>	319.....at NTAC, Arlington.....Oct. 23, 1943
<b>Most Yards, Season</b>	933.....1941
<b>Best Return Average, Season</b>	17.9.....1993
<b>Most Touchdowns, Game</b>	1...many times
<b>Most Touchdowns, Season</b>	4.....1987

### KICKOFF RETURNS

<b>Most Returns, Game</b>	10.....three times (last at Oklahoma, Nov. 14, 2009)
<b>Most Yards, Game</b>	319.....vs. Oklahoma.....Nov. 8, 2008
<b>Best Return Average, Season</b>	31.2.....1993

### PUNTING

<b>Most Punts, Game</b>	17.....vs. SMU.....Nov. 10, 1945
<b>Fewest Punts, Game</b>	0.....vs. Baylor.....Oct. 15, 2011 vs. Kansas.....Nov. 19, 2011 vs. Iowa State.....Oct. 31, 2009 vs. La.-Monroe.....Sept. 15, 2007 vs. Rice.....Oct. 27, 1990 vs. Southwestern La.....Sept. 15, 1990
<b>Most Punts, Season</b>	92.....1946
<b>Best Average, Game</b>	62.7.....Rice (3 punts).....Aug. 31, 2013
<b>Best Average, Season</b>	47.4.....2013



## MISCELLANEOUS

### FUMBLES LOST

<b>Most Fumbles, Game</b>	10.....vs. Ellington Field.....Sept. 22, 1945 at Texas.....Nov. 25, 1954
<b>Most Fumbles Lost, Game</b>	9.....vs. Ellington Field.....Sept. 22, 1945
<b>Most Fumbles, Season</b>	50.....1973
<b>Most Fumbles Lost, Season</b>	31.....1974

### PENALTIES

<b>Most Penalties, Game</b>	19.....vs. Louisiana Tech.....Oct. 13, 2012
<b>Most Penalties, Season</b>	108.....1995
<b>Most Yards Penalized, Game</b>	167.....vs. Texas Tech.....Sept. 24, 1949 14 penalties
<b>Most Yards Penalized, Season</b>	895.....1991
<b>Fewest Penalties, Game</b>	0.....many times (last vs. Texas Tech, Oct. 3, 1992)
<b>Fewest Penalties, Season</b>	27.....1937
<b>Fewest Yards Penalized, Season</b>	200.....31 penalties.....1948
<b>Most First Downs</b>	6.....vs. Missouri.....Nov. 16, 2002

### OTHER

<b>Most Consecutive Games Won</b>	20.....1938-40
<b>SWC Games Won</b>	26.....1991-95
<b>Big 12 Games Won</b>	11.....1997-98
<b>SEC Games Won</b>	5.....2012
<b>Games Unbeaten (incl. ties)</b>	20.....1938-40 (all wins)
<b>SWC Games Unbeaten (incl. ties)</b>	29.....1991-95 (all wins)
<b>Home Games Unbeaten (incl. ties)</b>	35.....1989-95
<b>Home Games Won</b>	31.....1990-95

<b>Unbeaten SWC Seasons</b>	10.....1917, 19, 21, 27, 39, 56, 91, 92, 93, 94
<b>Untied, Unbeaten Seasons</b>	3.....1917, 1919, 1939
<b>Unbeaten Seasons (with ties)</b>	3.....1927, 1956, 1994
<b>National Championship Teams</b>	3.....1919, 1927, 1939
<b>SWC Titles Won or Shared</b>	17
<b>Big 12 Titles</b>	1.....1998
<b>Big 12 South Division Titles</b>	3.....1997, 1998, 2010
<b>Consecutive Shutouts</b>	19.....1918-1920 (SWC record)
<b>Consecutive Games Not Shutout</b>	142.....Sept. 24, 1988-Nov. 6, 1999
<b>Bowl Appearances</b>	36.....17-19
<b>Bowl Championship Series Appearances</b>	1.....1999 Sugar
<b>Worst Defeat</b>	77-0.....at Oklahoma.....Nov. 8, 2003
<b>Worst Defeat, SWC</b>	52-14.....at Texas.....Nov. 26, 1970
<b>Worst Defeat, Big 12</b>	77-0.....at Oklahoma.....Nov. 8, 2003

## DEFENSE

### RUSHING

<b>Fewest Rushes Allowed, Game</b>	14.....at Houston.....Nov. 12, 1992
<b>Fewest Rushes Allowed, Season</b>	272.....1939
<b>Fewest Yards Allowed, Game</b>	-58.....vs. TCU.....Oct. 19, 1974
<b>Fewest Yards Allowed, Season</b>	399.....(9 games).....1940
<b>Lowest Average Allowed Per Rush, Season</b>	1.3.....1940
<b>Lowest Average Allowed Per Game</b>	41.5.....1939

### PASSING

<b>Fewest Completions Allowed, Game</b>	0.....vs. Ellington Field.....Sept. 22, 1945 vs. Oklahoma A&M.....Sept. 25, 1954 vs. Arkansas.....Nov. 3, 1956 vs. Texas.....Nov. 22, 1973 at SMU.....Nov. 9, 1974 vs. Arkansas.....Nov. 16, 1991
<b>Fewest Completions Allowed, Season</b>	33.....(138 att.).....* 1943
<b>Fewest Yards Allowed, Game</b>	0.....same six opponents as above
<b>Fewest Yards Allowed Season</b>	348.....* 1939
<b>Fewest TD Passes Allowed Season</b>	0.....* 1957
<b>Lowest Completion Percentage Allowed</b>	(33 of 138).....23.9.....* 1943
<b>Lowest Average Allowed Per Game</b>	34.8.....1939
<b>Most Interceptions, Game</b>	7.....vs. Utah.....Nov. 14, 1936
<b>Most Interceptions, Season</b>	27.....1967

### QB SACKS

<b>Most Sacks, Season</b>	56.....1991
<b>Most Sack Yardage, Season</b>	388.....1991
<b>Most Average Sacks Per Game</b>	5.1.....1991

### TOTAL OFFENSE

<b>Fewest Plays Allowed, Game</b>	38.....vs. Ellington Field.....Sept. 22, 1945
<b>Fewest Plays Allowed, Season</b>	447.....* 1939
<b>Fewest Avg Yds Allowed, Play</b>	1.71.....(447-763) (NCAA record).....* 1939

<b>Fewest Yds Allowed, Game</b>	-19.....vs. Ellington Field.....* Sept. 22, 1945
<b>Fewest Yards Allowed, Season</b>	763.....* 1939
<b>Lowest Average Allowed Season</b>	76.3.....1939
<b>Fewest First Downs Allowed, Game</b>	0.....vs. Ellington Field.....Sept. 22, 1945
<b>Fewest First Downs Allowed, Season</b>	54.....* 1939

\* SWC record

### PUNTING

<b>Most Punts Forced, Game</b>	17.....at Texas Tech.....* Oct. 2, 1943
<b>Most Punts Forced, Season</b>	114.....1939
<b>Lowest Average Punt, Game (min. five)</b>	22.1.....TCU (9 for 199).....Oct. 14, 1944
<b>Lowest Average Punt, Season</b>	34.4.....1949
<b>Most Punts Blocked, Season</b>	5.....1941
<b>Lowest Punt Return Average Allowed, Season</b>	1.3.....1973
<b>Fewest Punt Returns Allowed, Season</b>	11 (52 punts).....1978
<b>Fewest Punt Return Yards Allowed, Season</b>	57 (11 returns).....1978

\* SWC record

### PUNT RETURNS

<b>Lowest Average Return Allowed, Season</b>	1.3.....1973
--	--------------

### KICKOFF RETURNS

<b>Lowest Average Return Allowed, Season</b>	13.9.....1955 (12th Man Kickoff Team).....13.1.....1983
--	--

### SCORING


<b>Fewest Points Allowed, Season</b>	0 (8 games).....1917 (10 games).....* 1919
<b>Shutouts, Season</b>	10.....* 1919

\* SWC record

### FUMBLES

<b>Most Fumbles Recovered, Game</b>	7.....vs. Baylor.....Oct. 16, 1982
<b>Most Fumbles Recovered, Season</b>	29.....* 1952

\* SWC record



CYRUS GRAY

# OPPONENT RECORDS

## INDIVIDUAL

### Most Rushing Yards

283 Cedric Benson..... Texas .....	Nov. 28, 2003
259 Ricky Williams..... Texas .....	Nov. 27, 1998
244 Mike Richardson..... SMU .....	Nov. 9, 1968

### Most Rushing Attempts

44 Ricky Williams..... Texas .....	Nov. 27, 1998
39 Mike Richardson..... SMU .....	Nov. 9, 1968
39 Troy Davis..... Iowa State.....	Oct. 12, 1996

### Highest Avg/Carry

17.7 Jim Benglis (6-106)..... LSU.....	Sept. 18, 1971
--	----------------

### Most Completions

49 Kliff Kingsbury..... Texas Tech.....	Oct. 5, 2002
---	--------------

### Most Attempts

66 Seth Doege..... Texas Tech.....	Oct. 8, 2011
------------------------------------	--------------

### Most Passing Yards

536 Steve Sarkisian..... BYU.....	Aug. 24, 1996
-----------------------------------	---------------

### Most Touchdown Passes

8 B.J. Symons..... Texas Tech.....	Oct. 4, 2003
------------------------------------	--------------

### Longest Pass Play Yards

90..... Texas Tech.....	Sept. 25, 1948
Ernest Hawkins to Cal Steveson	

### Most Consecutive Completions

14 Kliff Kingsbury..... Texas Tech.....	Oct. 5, 2002
---	--------------

### Most Interceptions Thrown

7 Ricky Bridges..... TCU.....	Oct. 15, 1966
-------------------------------	---------------

### Total Offense Yards

536 Steve Sarkisian..... BYU.....	Aug. 24, 1996
(536 pass, 0 run)	

### Pass Receptions

21 Quinton Patton..... Louisiana Tech.....	Oct. 13, 2012
(233 yds.)	

### Receiving Yards

281 Jarius Wright..... Arkansas.....	Oct. 1, 2010
(13 receptions)	

### TD Receptions

4 Quinton Patton..... Louisiana Tech.....	Oct. 13, 2012
4 Jermaine Gresham..... Oklahoma.....	Nov. 3, 2007
3 Lyle Leong..... Texas Tech.....	Oct. 30, 2010
3 Terrence Toliver..... LSU.....	Jan. 7, 2010
3 Dez Bryant..... Oklahoma State.....	Oct. 4, 2008
3 Bear Pascoe..... Fresno State.....	Sept. 8, 2007
3 Robert Johnson..... Texas Tech.....	Sept. 30, 2006
3 Mark Clayton..... Oklahoma.....	Nov. 8, 2003
3 Nehemiah Glover..... Texas Tech.....	Oct. 4, 2003
3 Larry Fitzgerald..... Pittsburgh.....	Sept. 27, 2003
3 Lawrence Elkins..... Baylor.....	Oct. 26, 1963

### Most All-Purpose Yards

327 Wes Welker..... Texas Tech.....	Oct. 5, 2002
-------------------------------------	--------------

### Most Points Scored

30 Collin Klein..... Kansas State.....	Nov. 12, 2011
--	---------------

### TDs Scored

5 Collin Klein (5 run)..... Kansas State.....	Nov. 12, 2011
---	---------------

### Most Tackles

31 Putt Choate..... SMU.....	Oct. 30, 1976
------------------------------	---------------

### Most Interceptions

5 Wear Schoonover..... Arkansas.....	Oct. 26, 1929
--------------------------------------	---------------

### Most INT Return Yards

116 Bill Kosch (2 int.)..... Nebraska.....	Sept. 25, 1971
--	----------------

### Longest INT Return

95 Bill Kosch..... Nebraska.....	Sept. 25, 1971
----------------------------------	----------------

### Most Field Goals

5 Kendall Trainor..... Arkansas.....	Nov. 12, 1988
--------------------------------------	---------------

### Longest Field Goal Yards

59 Russell Erleben..... Texas.....	Dec. 2, 1978
------------------------------------	--------------

### Best Punting Avg Yards

56.5 Cody Mandell (2 punts)..... Alabama.....	Nov. 10, 2012
---	---------------

### Longest Punt

81 Danny Thomas..... SMU.....	Nov. 7, 1964
81 Mitch Tyner..... Clemson.....	Oct. 6, 1973

### Most Punt Returns

10 Doak Walker (138 yds.).... SMU.....	Nov. 10, 1945
--	---------------

### Most Punt Return Yds

166 Wes Welker (6 ret.)..... Texas Tech.....	Oct. 5, 2002
--	--------------

### Longest Punt Return

88 Wes Welker..... Texas Tech.....	Oct. 5, 2002
------------------------------------	--------------

### Most Kickoff Ret. Yards

171 James Dixon (5 ret.)..... Houston.....	Oct. 10, 1987
--	---------------

### Longest Kickoff Return

100 Kyle Rote..... SMU.....	Nov. 5, 1949
-----------------------------	--------------

### Most Tandem Yards

293 Mike Richardson..... SMU.....	Nov. 9, 1968
(244 rush, 49 rec.)	

# TEXAS A&M WINNING STREAKS

## WINNING STREAKS

GM	YEARS	ENDED BY	SCORE
20	1938-40	Texas	0- 7
14	1956-57	Rice	6- 7
13	1917-18	Texas	0- 7
12	1992	Notre Dame	3-28
12	1919-20	LSU	0- 0
10	1998	Texas	24-26
10	1909-10	Arkansas	0- 5
10	1975	Arkansas	6-31
10	1976-77	Michigan	3-41
9	1911-12	Kansas State	10-13
9	1914-15	Rice	0- 7
9	1940-41	Texas	0-23
9	1991	Florida State	2-10
9	1993	Notre Dame	21-24

## UNBEATEN STREAKS

GM	W	T	YEARS	ENDED BY	SCORE
19	17	2	1918-20	Texas	3- 7
18	17	1	1956-57	Rice	6- 7
13	12	1	1994-95	Colorado	21-29
12	12	0	1992	Notre Dame	3-28
12	10	2	1902-03	Oklahoma	0- 6
12	11	1	1927-28	Centenary	0- 6
10	10	0	1998	Texas	24-26
9	9	0	1993	Notre Dame	21-24
9	9	0	1991	Florida State	2-10
9	8	1	1942-43	Texas	13-27

## UNBEATEN STREAKS (REGULAR SEASON ONLY)

GM	W	T	YEARS	ENDED BY	SCORE
23	23	0	1991-93	Oklahoma	14-44
19	19	0	1938-40	Texas	0- 7
19	17	2	1918-20	Texas	3- 7
18	17	1	1956-57	Rice	6- 7
13	12	1	1994-95	Colorado	21-29
12	12	0	1992	Notre Dame	3-28
12	11	1	1927-28	Centenary	0- 6
12	10	2	1902-03	Oklahoma	0- 6

## WINNING STREAKS IN BIG 12 PLAY (REGULAR SEASON ONLY)

GM	YEARS	ENDED BY	SCORE
11	1997-98	Texas	24-26
6	2010-11	Oklahoma State	29-30

## WINNING STREAKS IN SWC PLAY

GM	YEARS	ENDED BY	SCORE
26	1991-94	SMU	21-21
12	1938-40	Texas	0- 7
10	1956-57	Rice	6- 7
10	1976-77	Arkansas	20-26
10	1985-86	Arkansas	10-14
10	1987-88	Arkansas	20-25

## UNBEATEN STREAKS IN SWC PLAY

GM	W	T	YEARS	ENDED BY	SCORE
29	28	1	1991-95	Texas Tech	7-14
15	12	3	1919-22	Arkansas	7-13

## WINNING STREAKS (NON-CONFERENCE)

GM	YEARS	ENDED BY	SCORE
16	2011-present	-	-
9	1914-15	Rice	0- 7
9	1911-12	Kansas State	10-13
8	1910-11	Texas	0- 6
7	1907	Texas	6-11
7	1904-05	Transylvania, Ky.	6-29

## UNBEATEN STREAKS (NON-CONFERENCE)

GM	W	T	YEARS	ENDED BY	SCORE
12	11	1	1909-10	Arkansas	0- 5

## TEAM

Most Total Yards.....	669..... Texas Tech.....	Oct. 4, 2003
(64 rush, 605 pass)		
Most Total Play.....	105..... Texas Tech.....	Oct. 8, 2011
(39 r, 66 p, 523 y)		
Most Rushing Yards.....	393..... Texas.....	Nov. 28, 2003
Most Rushes.....	79..... Texas.....	Nov. 22, 1973
Most Passing Yards.....	605..... Texas Tech.....	Oct. 4, 2003
Most Pass Completions.....	49..... Texas Tech.....	Oct. 5, 2002
Most Pass Attempts.....	68..... Louisiana Tech.....	Sept. 4, 1999
Most Field Goals.....	5..... Arkansas.....	Nov. 12, 1988
Most Fumbles Lost.....	7..... Baylor.....	Oct. 16, 1982
Most Penalties.....	16..... SMU.....	Sept. 21, 2013
16..... Baylor..... Oct. 24, 1959		
Fewest Penalties.....	0..... Houston.....	Oct. 10, 1981

# ANNUAL TEAM STATISTICS

## TOTAL OFFENSE

YEAR	YARDS	GAMES	AVG
2014	5,920	13	455.4
2013	6,999	13	538.4
2012	*7,261	13	*558.5
2011	6,373	13	490.2
2010	5,744	13	441.8
2009	6,055	13	465.8
2008	4,091	12	340.9
2007	5,161	13	397.0
2006	5,166	13	397.4
2005	4,865	11	442.3
2004	5,141	12	428.4
2003	4,678	12	389.8
2002	4,634	12	386.1
2001	3,363	11	305.7
2000	4,198	11	381.6
1999	4,115	11	374.0
1998	4,056	13	312.0
1997	4,497	12	374.8
1996	4,854	12	404.5
1995	4,143	11	376.6
1994	3,962	11	360.2
1993	4,409	11	400.8
1992	4,627	12	385.6
1991	4,804	11	436.7
1990	5,653	12	471.1
1989	4,128	11	375.3
1988	4,484	12	373.7
1987	3,719	11	338.1
1986	4,842	11	440.2
1985	4,612	11	419.3
1984	3,463	11	314.8
1983	3,400	11	309.1
1982	3,638	11	330.7
1981	4,243	11	385.7
1980	3,450	11	313.6
1979	3,567	11	324.3
1978	4,296	11	390.6
1977	4,178	11	379.8
1976	4,108	11	373.5
1975	3,670	11	333.6
1974	3,628	11	329.8
1973	4,064	11	369.5
1972	3,038	11	276.2
1971	2,708	11	246.2
1970	3,106	11	282.4
1969	2,774	10	277.4
1968	3,525	10	352.5
1967	2,701	10	270.1
1966	2,594	10	259.4
1965	1,950	10	195.0
1964	1,946	10	194.6
1963	1,817	10	181.7
1962	2,057	10	205.7
1961	2,416	10	241.6
1960	2,091	10	209.1
1959	2,163	10	216.3
1958	2,495	10	249.5
1957	2,760	10	276.0
1956	3,207	10	320.7
1955	2,605	10	260.5
1954	1,392	10	139.2
1953	2,565	10	256.5
1952	2,734	10	273.4
1951	3,470	10	347.0
1950	4,044	10	404.4

\* denotes modern school record

## RUSHING OFFENSE

YEAR	YARDS	GAMES	AVG
2014	1,949	13	149.9
2013	2,406	13	185.1
2012	3,147	13	242.1
2011	2,589	13	199.2
2010	2,145	13	165.0
2009	2,394	13	184.2
2008	1,062	12	88.5
2007	2,751	13	211.6
2006	2,689	13	206.8
2005	2,584	11	234.9
2004	2,007	12	167.2
2003	2,127	12	177.2
2002	1,418	12	118.2
2001	1,254	11	114.0
2000	1,610	11	146.4
1999	1,602	11	145.6
1998	1,985	13	152.7
1997	2,465	12	205.4
1996	2,764	12	230.3
1995	1,936	11	176.0
1994	1,892	11	172.0
1993	2,577	11	234.3
1992	2,734	12	227.8
1991	2,850	11	259.1
1990	* 3,829	12	* 319.1
1989	2,199	11	199.9
1988	3,102	12	258.5
1987	2,551	11	231.9
1986	2,151	11	195.5
1985	2,328	11	211.6
1984	1,742	11	158.4
1983	1,347	11	122.5
1982	1,419	11	129.0
1981	2,345	11	213.2
1980	2,078	11	188.9
1979	2,439	11	221.7
1978	2,998	11	272.6
1977	3,304	11	300.4
1976	3,007	11	273.4
1975	3,114	11	283.1
1974	2,942	11	267.5
1973	2,920	11	265.5
1972	1,866	11	169.6
1971	1,687	11	153.4
1970	1,196	11	108.7
1969	1,493	10	149.3
1968	1,188	10	118.8
1967	1,063	10	106.3
1966	955	10	95.5
1965	731	10	73.1
1964	827	10	82.7
1963	957	10	95.7
1962	1,442	10	144.2
1961	1,627	10	162.7
1960	1,755	10	175.5
1959	1,305	10	130.5
1958	954	10	95.4
1957	2,223	10	222.3
1956	2,638	10	263.8
1955	2,123	10	212.3
1954	1,084	10	108.4
1953	1,437	10	143.7
1952	1,609	10	160.9
1951	2,345	10	234.5
1950	2,986	10	298.6

\* denotes modern school record

## PASSING OFFENSE

YEAR	YARDS	GAMES	AVG
2014	3,971	13	305.5
2013	*4,593	13	*353.3
2012	4,114	13	316.5
2011	3,784	13	291.1
2010	3,599	13	276.8
2009	3,661	13	281.6
2008	3,029	12	252.4
2007	2,410	13	185.4
2006	2,477	13	190.5
2005	2,281	11	207.4
2004	3,134	12	261.2
2003	2,551	12	212.6
2002	3,216	12	268.0
2001	2,109	11	191.7
2000	2,588	11	235.3
1999	2,513	11	228.5
1998	2,071	13	159.3
1997	2,032	12	169.3
1996	2,090	12	174.2
1995	2,207	11	200.6
1994	2,070	11	188.2
1993	1,832	11	166.5
1992	1,893	12	157.8
1991	1,954	11	177.6
1990	1,824	12	152.0
1989	1,929	11	175.4
1988	1,382	12	115.2
1987	1,168	11	106.2
1986	2,691	11	244.6
1985	2,284	11	207.6
1984	1,721	11	156.5
1983	2,053	11	186.6
1982	2,219	11	201.7
1981	1,898	11	172.5
1980	1,362	11	123.8
1979	1,128	11	102.6
1978	1,298	11	118.0
1977	874	11	79.5
1976	1,101	11	100.1
1975	556	11	50.5
1974	686	11	62.4
1973	1,144	11	104.4
1972	1,172	11	106.5
1971	1,021	11	92.8
1970	1,910	11	173.6
1969	1,281	10	128.1
1968	2,337	10	233.7
1967	1,638	10	163.8
1966	1,639	10	163.9
1965	1,219	10	121.9
1964	1,119	10	111.9
1963	860	10	86.0
1962	615	10	61.5
1961	789	10	78.9
1960	336	10	33.6
1959	858	10	85.8
1958	1,514	10	151.4
1957	537	10	53.7
1956	569	10	56.9
1955	482	10	48.2
1954	308	10	30.8
1953	1,128	10	112.8
1952	1,125	10	112.5
1951	1,125	10	112.5
1950	1,058	10	105.8

\* denotes modern school record

## SCORING OFFENSE

YEAR	POINTS	GAMES	AVG
2014	458	13	35.2
2013	575	13	44.2
2012	*578	13	*44.5
2011	508	13	39.1
2010	406	13	31.2
2009	427	13	32.8
2008	300	12	25.0
2007	363	13	27.9
2006	362	13	27.8
2005	352	11	32.0
2004	341	12	28.4
2003	304	12	25.5
2002	345	12	28.7
2001	220	11	20.0
2000	307	11	27.9
1999	318	11	28.9
1998	321	13	24.7
1997	422	12	35.2
1996	351	12	29.3
1995	305	11	27.7
1994	319	11	29.0
1993	404	11	36.7
1992	349	12	29.1
1991	402	11	36.6
1990	400	12	33.3
1989	315	11	28.6
1988	293	12	24.4
1987	278	11	25.3
1986	360	11	32.7
1985	339	11	30.8
1984	245	11	22.3
1983	218	11	19.8
1982	286	11	26.0
1981	247	11	22.5
1980	160	11	14.6
1979	243	11	22.1
1978	263	11	23.9
1977	322	11	29.3
1976	327	11	29.7
1975	265	11	24.1
1974	222	11	20.2
1973	292	11	26.5
1972	165	11	15.0
1971	144	11	13.1
1970	170	10	17.0
1969	116	10	11.6
1968	196	10	19.6
1967	191	10	19.1
1966	145	10	14.5
1965	80	10	8.0
1964	88	10	8.8
1963	90	10	9.0
1962	61	10	6.1
1961	184	10	18.4
1960	73	10	7.3
1959	87	10	8.7
1958	124	10	12.4
1957	158	10	15.8
1956	223	10	22.3
1955	160	10	16.0
1954	106	10	10.6
1953	128	10	12.8
1952	213	10	21.3
1951	213	10	21.3
1950	344	10	34.4

\* denotes modern school record



# ANNUAL TEAM STATISTICS

## TOTAL DEFENSE

YEAR	YARDS	GAMES	AVG
2014	5,860	13	450.8
2013	6,185	13	475.8
2012	5,073	13	390.2
2011	4,916	13	378.2
2010	4,736	13	364.3
2009	5,542	13	426.3
2008	5,543	12	461.9
2007	5,405	13	415.8
2006	4,194	13	322.6
2005	4,882	11	443.8
2004	4,641	12	386.8
2003	5,178	12	431.5
2002	4,061	12	338.4
2001	3,234	11	294.0
2000	3,538	11	321.6
1999	3,310	11	300.9
1998	3,761	13	289.3
1997	3,781	12	315.1
1996	3,944	12	328.7
1995	2,835	11	257.7
1994	2,920	11	265.5
1993	2,724	11	247.6
1992	3,642	12	303.5
1991	2,446	11	222.4
1990	3,625	12	302.1
1989	3,230	11	293.6
1988	3,372	11	281.0
1987	2,692	11	244.7
1986	2,835	11	257.7
1985	3,101	11	281.9
1984	3,488	11	317.1
1983	3,368	11	306.2
1982	4,433	11	403.0
1981	3,587	11	326.1
1980	3,744	11	340.4
1979	2,991	11	271.9
1978	2,631	11	239.2
1977	3,611	11	328.3
1976	2,356	11	214.2
1975	* 2,022	11	* 183.8
1974	2,272	11	206.5
1973	2,877	11	261.5
1972	3,283	11	298.5
1971	3,273	11	297.5
1970	4,059	11	369.0
1969	3,136	11	285.1
1968	3,775	10	377.5
1967	3,400	10	340.0
1966	3,221	10	322.1
1965	3,234	10	323.4
1964	2,558	10	255.8
1963	2,557	10	255.7
1962	2,677	10	267.7
1961	2,408	10	240.8
1960	2,396	10	239.6
1959	2,896	10	289.6
1958	2,796	10	279.6
1957	2,215	10	221.5
1956	2,088	10	208.8
1955	2,376	10	237.6
1954	2,616	10	261.6
1953	2,663	10	266.3
1952	2,065	10	206.5
1951	3,171	10	317.1
1950	3,641	10	364.1

\* denotes modern school record

## RUSHING DEFENSE

YEAR	YARDS	GAMES	AVG
2014	2,808	13	216.0
2013	2,890	13	222.3
2012	1,814	13	139.5
2011	1,324	13	101.8
2010	1,692	13	130.2
2009	2,231	13	171.6
2008	2,631	12	219.2
2007	2,092	13	160.9
2006	1,717	13	132.1
2005	1,531	11	139.2
2004	1,710	12	142.5
2003	2,701	12	225.1
2002	1,571	12	130.9
2001	1,247	11	113.4
2000	1,169	11	106.3
1999	1,259	11	114.3
1998	1,582	13	121.7
1997	1,977	12	164.8
1996	1,256	12	104.7
1995	1,164	11	105.8
1994	1,016	11	92.4
1993	1,385	11	125.9
1992	1,412	12	117.7
1991	946	11	86.0
1990	1,903	12	158.6
1989	1,224	11	111.3
1988	1,456	11	121.3
1987	1,203	11	109.4
1986	1,222	11	111.1
1985	1,640	11	149.1
1984	1,673	11	160.3
1983	1,966	11	178.7
1982	2,251	11	204.6
1981	1,817	11	130.3
1980	2,190	11	199.1
1979	1,700	11	154.6
1978	1,264	11	114.9
1977	1,865	11	169.6
1976	1,064	11	96.7
1975	* 883	11	* 80.3
1974	1,521	11	138.3
1973	2,033	11	184.8
1972	1,812	11	164.7
1971	1,838	11	167.1
1970	2,592	11	235.6
1969	1,807	11	164.3
1968	2,024	10	202.4
1967	1,709	10	170.9
1966	2,012	10	201.2
1965	1,805	10	180.5
1964	1,393	10	139.3
1963	1,501	10	150.1
1962	1,501	10	150.1
1961	1,421	10	142.1
1960	1,761	10	176.1
1959	1,949	10	194.9
1958	1,906	10	190.6
1957	1,681	10	168.1
1956	1,302	10	130.2
1955	1,629	10	162.9
1954	1,997	10	199.7
1953	1,735	10	173.5
1952	1,488	10	148.8
1951	2,278	10	227.8
1950	1,928	10	192.8

\* denotes modern school record

## PASSING DEFENSE

YEAR	YARDS	GAMES	AVG
2014	3,052	13	234.8
2013	3,295	13	253.5
2012	3,259	13	250.7
2011	3,592	13	276.3
2010	3,044	13	234.2
2009	3,311	13	254.7
2008	2,912	12	242.7
2007	3,313	13	254.8
2006	2,477	13	190.5
2005	3,351	11	304.6
2004	2,931	12	244.2
2003	2,477	12	206.4
2002	2,490	12	207.5
2001	1,987	11	180.6
2000	2,369	11	215.4
1999	2,053	11	186.6
1998	2,179	13	167.6
1997	1,804	12	150.3
1996	2,688	12	224.0
1995	1,617	11	151.9
1994	1,904	11	173.1
1993	1,339	11	121.7
1992	2,230	12	185.8
1991	1,500	11	136.4
1990	1,722	12	143.5
1989	2,006	11	182.4
1988	1,916	11	159.7
1987	1,489	11	135.4
1986	1,613	11	146.6
1985	1,461	11	132.8
1984	1,725	11	156.8
1983	1,402	11	127.5
1982	2,182	11	198.3
1981	2,154	11	195.8
1980	1,554	11	141.3
1979	1,291	11	117.4
1978	1,367	11	124.3
1977	1,746	11	158.7
1976	1,292	11	117.5
1975	1,139	11	103.5
1974	751	11	68.3
1973	844	11	76.7
1972	1,471	11	133.7
1971	1,435	11	130.5
1970	1,467	11	133.4
1969	1,329	11	120.8
1968	1,651	10	165.1
1967	1,691	10	169.1
1966	1,229	10	122.9
1965	1,429	10	142.9
1964	1,165	10	116.5
1963	1,056	10	105.6
1962	1,176	10	117.6
1961	987	10	98.7
1960	635	10	63.5
1959	947	10	94.7
1958	890	10	89.0
1957	* 534	10	* 53.4
1956	786	10	78.6
1955	746	10	74.6
1954	619	10	61.9
1953	928	10	92.8
1952	728	10	72.8
1951	893	10	89.3
1950	1,713	10	171.3

\* denotes modern school record

## SCORING DEFENSE

YEAR	POINTS	GAMES	AVG
2014	365	13	28.1
2013	419	13	32.2
2012	283	13	21.8
2011	366	13	28.2
2010	285	13	21.9
2009	436	13	33.5
2008	449	12	37.4
2007	337	13	25.9
2006	267	13	20.5
2005	343	11	31.2
2004	291	12	24.2
2003	465	12	38.8
2002	280	12	23.3
2001	204	11	18.5
2000	196	11	17.8
1999	208	11	18.9
1998	190	13	14.6
1997	207	12	17.3
1996	257	12	21.4
1995	148	11	13.5
1994	147	11	13.4
1993	119	11	10.8
1992	168	12	14.0
1991	144	11	13.1
1990	218	12	18.2
1989	161	11	14.6
1988	253	11	21.1
1987	158	11	14.4
1986	187	11	17.0
1985	180	11	16.4
1984	217	11	19.7
1983	174	11	15.8
1982	314	11	28.5
1981	187	11	17.0
1980	259	11	23.6
1979	159	11	14.5
1978	171	11	15.6
1977	257	11	23.4
1976	126	11	11.5
1975	104	11	9.5
1974	131	11	11.9
1973	231	11	21.0
1972	243	11	22.1
1971	212	11	19.3
1970	304	11	27.6
1969	192	11	17.5
1968	184	10	18.4
1967	138	10	13.8
1966	183	10	18.3
1965	170	10	17.0
1964	162	10	16.2
1963	153	10	15.3
1962	155	10	15.5
1961	118	10	11.8
1960	117	10	11.7
1959	141	10	14.1
1958	217	10	21.7
1957	* 47	10	* 4.7
1956	81	10	8.1
1955	65	10	6.5
1954	177	10	17.7
1953	186	10	18.6
1952	187	10	18.7
1951	179	10	17.9
1950	206	10	20.6

\* denotes modern school record

The 1917 and 1919 teams held opponents scoreless.

RECORDS

# A&M IN THE NCAA RANKINGS

## NCAA LEADERS

<b>TOTAL DEFENSE</b> .....yards allowed per game
1939.....76.3
1975.....183.8
1991.....222.4
<b>RUSHING DEFENSE</b> .....yards allowed per game
1939.....41.5
1940.....44.3
1975.....80.3
<b>PUNT RETURNS</b> .....average yards per return
1950.....17.6
1993.....17.9
<b>KICKOFF RETURNS</b> .....average yards per return
1993.....31.2
1994.....27.8
<b>PUNTING</b> .....net average yards per punt
1999.....42.7
<b>QB SACKS</b> .....total per game
2011.....3.92

## OFFENSE IN NCAA TOP 10 RANKINGS

YEAR	CATEGORY	STAT	RK
2013	<b>TOTAL OFFENSE</b>	538.4	4
	<b>FIRST DOWNS</b>	356	8
	<b>PASSING OFFENSE</b>	353.4	7
2012	<b>TOTAL OFFENSE</b>	558.5	3
	<b>SCORING OFFENSE</b>	44.5	4
2011	<b>TOTAL OFFENSE</b>	490.2	7
	<b>SACKS ALLOWED</b>	0.69	4
	<b>PUNT RETURNS</b>	13.6	10
2009	<b>TOTAL OFFENSE</b>	465.8	5



## RUSHING

YEAR	PLAYER	YARDS	RK
1950	Bob Smith	1,302	3
1988	Darren Lewis	1,692	2
1990	Darren Lewis	1,691	3

## PASSING

YEAR	PLAYER	ATT/COMP/INT	YDS	RK
1941	Derace Moser	67-166-19	912	5
1943	Babe Hallmark	48-120-14	719	7
1944	Jim Cashion	59-113-13	852	3
1982	Gary Kubiak	181-324-11	1,948	8
2009	Jerrod Johnson	296-497-8	3,579	8
2013	Johnny Manziel	300-429-13	4,114	8

## TOTAL OFFENSE

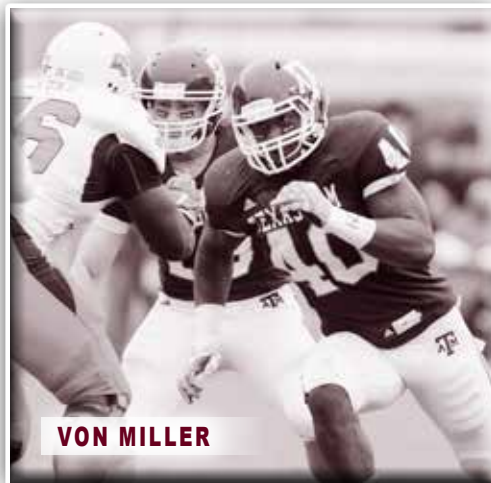
YEAR	PLAYER	YARDS	RK
1941	Derace Moser	1,250	8
1943	Babe Hallmark	1,080	5
1958	Charles Milstead	1,332	4
2004	Reggie McNeal	3,509	7
2009	Jerrod Johnson	4,085	3
2012	Johnny Manziel	5,116	1
2013	Johnny Manziel	4,873	3

## DEFENSE IN NCAA TOP 10 RANKINGS

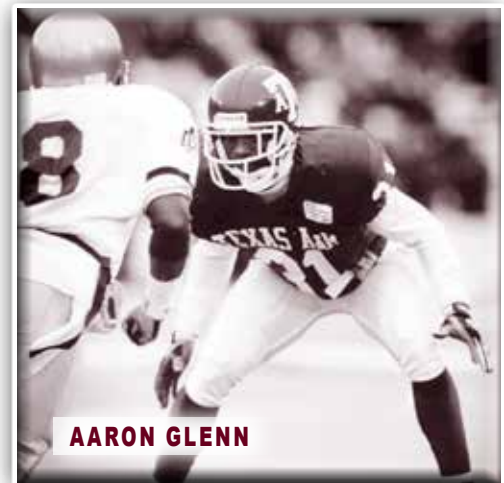
YEAR	CATEGORY	STAT	RK
2011	<b>QB SACKS</b>	3.91	1
	<b>TACKLES FOR LOSS</b>	8.0	3
2001	<b>TOTAL DEFENSE</b>	294.0	10
	<b>PASS EFFICIENCY</b>	99.7	9
2000	<b>SCORING</b>	17.8	10
1998	<b>TOTAL DEFENSE</b>	214.8	10
	<b>SCORING</b>	14.6	10
	<b>TURNOVER MARGIN</b>	+1.2	7
1995	<b>TOTAL DEFENSE</b>	257.7	3
	<b>PASS EFFICIENCY</b>	88.4	2
	<b>SCORING</b>	13.5	3
	<b>RUSHING</b>	105.8	8
1994	<b>SCORING</b>	13.4	4
	<b>TOTAL DEFENSE</b>	265.5	5
	<b>RUSHING</b>	92.4	6
1993	<b>PASS EFFICIENCY</b>	74.9	1
	<b>TOTAL DEFENSE</b>	247.6	3
	<b>SCORING</b>	10.8	2
	<b>TURNOVER MARGIN</b>	+1.2	4

YEAR	CATEGORY	STAT	RK
1992	<b>SCORING</b>	14.0	9
1991	<b>TOTAL DEFENSE</b>	222.4	1
	<b>PASSING</b>	136.4	1
	<b>SCORING</b>	13.1	7
	<b>RUSHING</b>	86.0	4
1987	<b>TOTAL DEFENSE</b>	244.7	7
	<b>PASSING</b>	135.4	9
1985	<b>TOTAL DEFENSE</b>	281.9	8
1983	<b>PASSING</b>	127.5	5
1978	<b>TOTAL DEFENSE</b>	239.1	6
1976	<b>TOTAL DEFENSE</b>	214.2	4
	<b>RUSHING</b>	96.7	2
1975	<b>TOTAL DEFENSE</b>	183.8	1
	<b>RUSHING</b>	80.3	1
	<b>SCORING</b>	9.5	5
1974	<b>SCORING</b>	11.9	11
	<b>TOTAL DEFENSE</b>	206.5	2
	<b>PASSING</b>	68.3	2
1973	<b>PASSING</b>	76.7	5

YEAR	CATEGORY	STAT	RK
1957	<b>SCORING</b>	4.7	2
	<b>PASSING</b>	53.4	10
1956	<b>TOTAL DEFENSE</b>	208.8	8
	<b>RUSHING</b>	130.2	6
1945	<b>PASSING</b>	44.6	3
1944	<b>TOTAL DEFENSE</b>	159.5	10
	<b>RUSHING</b>	76.7	5
1943	<b>SCORING</b>	5.1	4
	<b>TOTAL DEFENSE</b>	130.9	4
	<b>PASSING</b>	45.2	2
1940	<b>RUSHING</b>	44.3	1
	<b>SCORING</b>	3.8	4
1939	<b>SCORING</b>	1.8	1
	<b>TOTAL DEFENSE</b>	76.3	1
	<b>RUSHING</b>	41.5	1
	<b>PASSING</b>	34.8	2
1919	<b>SCORING</b>	0.0	1
1917	<b>SCORING</b>	0.0	1



VON MILLER



AARON GLENN

## POINTS RESPONSIBLE FOR

YEAR	PLAYER	PPG	RK
2009	Jerrod Johnson	17.9	4
2012	Johnny Manziel	21.7	1
2013	Johnny Manziel	21.1	2

## RECEIVING

YEAR	PLAYER	REC-YDS	RK
1942	Bill Rogers	39-432	1
1943	Marion Flanagan	23-403	2
1944	Clarence Howell	24-394	4
1958	John Tracey	37-466	4
1965	Dude McLean	60-835	6
1986	Rod Bernstine	65-710	9
2013	Mike Evans	69-1394	7

## SACKS

YEAR	PLAYER	SACKS	RANK
2009	Von Miller	17	1
2012	Damontre Moore	12.5	t9
2014	Myles Garrett	11.5	6

## TACKLES FOR LOSS

YEAR	PLAYER	TFL-YDS	RANK
2009	Von Miller	21.5-125	5
2011	Damontre Moore	117.5-70	T-10
2012	Damontre Moore	21.0-93	t9

## PUNT RETURNS

YEAR	PLAYER	PR-AVG	RK
1943	Marion Flanagan	49-475	1
1972	Carl Roaches	19-15.1	4
1991	Kevin Smith	19-14.5	7
1993	Aaron Glenn	17-19.9	1
2011	Dustin Harris	18-18.6	1
2014	Speedy Noil	15-180	8

## KICKOFF RETURNS

YEAR	PLAYER	KR-AVG	RK
1948	Bob Goode	16-40.7	5
1993	Leeland McElroy	15-39.3	1
2010	Coryell Judie	20-30.3	6

## FIELD GOALS

YEAR	PLAYER	FG-ATT	PCT	RK
1996	Kyle Bryant	18-23	.783	10
1997	Kyle Bryant	18-22	.818	7
2011	Randy Bullock	29-33	.879	

## PUNTING

YEAR	PLAYER	AVG	RK
1942	Barney Welch	41.3	6
1944	Bobby Goff	40.3	5
1965	Phil Scoggin	43.6	4
1967	Steve O'Neal	42.0	8
1974	Mark Stanley	42.0	9
1992	David Davis	43.8	9
1995	Sean Terry	43.3	9
1997	Shane Lechler	47.0	3
1999	Shane Lechler	46.5	3
2002	Cody Scates	43.8	7
2006	Justin Brantly	44.3	10
2008	Justin Brantly	45.7	3

## SCORING

YEAR	PLAYER	PTS	RK
1927	Joel Hunt	128	1
1939	John Kimbrough	60	5
1945	Bob Goode	66	9
1956	John David Crow	60	11
1976	George Woodard	102	8
1986	Scott Slater	100	4
1992	Greg Hill	102	5
1995	Leeland McElroy	96	6
2006	Jorvorskie Lane	114	6
2011	Randy Bullock	142	7

# YEAR-BY-YEAR TEAM RECORD

Overall (120 seasons): 709-461-48

Year	Overall W-L	Conf W-L	Conf Finish	Bowl	Final Rank*	Coach
1894	1-1					F.D. Perkins
1895				did not field team		
1896	2-0-1					A.M. Soule, H.W. South
1897	1-2					C.W. Taylor
1898	4-2					H.W. Williams
1899	4-2					W.A. Murray
1900	2-2-1					W.A. Murray
1901	1-4					W.A. Murray
1902	7-0-2					J.E. Platt
1903	7-3-1					J.E. Platt
1904	4-2					J.E. Platt
1905	7-2					W.E. Bachman
1906	6-1					W.E. Bachman
1907	6-1-1					L.L. Larson
1908	3-5					N.A. Merriam
1909	7-0-1					C.B. Moran
1910	8-1					C.B. Moran
1911	6-1					C.B. Moran
1912	8-1					C.B. Moran
1913	3-4-2					C.B. Moran
1914	6-1-1					C.B. Moran

## SOUTHWEST CONFERENCE ERA (1915-1995)

1915	6-2	1-1	t-4th			E.H. Harlan
1916	6-3	2-1	t-3rd			E.H. Harlan
1917	8-0	2-0	1st			D.X. Bible
1918	6-1	1-1	t-3rd			D.V. Graves
1919	10-0	4-0	1st			D.X. Bible
1920	6-1-1	5-1	3rd			D.X. Bible
1921	6-1-2	3-0-2	1st	Dixie Classic		D.X. Bible
1922	5-4	2-2	t-3rd			D.X. Bible
1923	5-3-1	0-3-1	8th			D.X. Bible
1924	7-2-1	2-2-1	4th			D.X. Bible
1925	7-1-1	4-1	1st			D.X. Bible
1926	5-3-1	1-3-1	6th			D.X. Bible
1927	8-0-1	4-0-1	1st			D.X. Bible
1928	5-4-1	1-3-1	5th			D.X. Bible
1929	5-4	2-3	6th			Matty Bell
1930	2-7	0-5	7th			Matty Bell
1931	7-3	3-2	3rd			Matty Bell
1932	4-4-2	1-2-2	4th			Matty Bell
1933	6-3-1	2-2-1	4th			Matty Bell
1934	2-7-2	1-4-1	6th			Homer Norton
1935	3-7	1-5	7th			Homer Norton
1936	8-3-1	3-2-1	t-3rd			Homer Norton
1937	5-2-2	2-2-2	5th			Homer Norton
1938	4-4-1	2-3-1	5th			Homer Norton
1939	11-0	6-0	1st	Sugar	1 <sup>st</sup>	Homer Norton
1940	9-1	5-1	t-1st	Cotton	6 <sup>th</sup>	Homer Norton
1941	9-2	5-1	1st	Cotton	9 <sup>th</sup>	Homer Norton
1942	4-5-1	2-3-1	5th			Homer Norton
1943	7-2-1	4-1	2nd	Orange		Homer Norton
1944	7-4	2-3	t-4th			Homer Norton
1945	6-4	3-3	t-3rd			Homer Norton
1946	4-6	3-3	4th			Homer Norton
1947	3-6-1	1-4-1	t-5th			Homer Norton
1948	0-9-1	0-5-1	7th			Harry Stiteler
1949	1-8-1	0-5-1	7th			Harry Stiteler
1950	7-4	3-3	t-3rd	Presidential Cup		Harry Stiteler
1951	5-3-2	1-3-2	5th			Raymond George
1952	3-6-1	1-4-1	6th			Raymond George
1953	4-5-1	1-5	t-6th			Raymond George
1954	1-9	0-6	7th			Paul "Bear" Bryant
1955	7-2-1	4-1-1	2nd		14 <sup>th</sup>	Paul "Bear" Bryant
1956	9-0-1	6-0	1st		5 <sup>th</sup>	Paul "Bear" Bryant
1957	8-3	4-2	3rd	Gator	9 <sup>th</sup>	Paul "Bear" Bryant
1958	4-6	2-4	t-5th			Jim Myers

Year	Overall W-L	Conf W-L	Conf Finish	Bowl	Final Rank*	Coach
1959	3-7	0-6	7th			Jim Myers
1960	1-6-3	0-4-3	7th			Jim Myers
1961	4-5-1	3-4	4th			Jim Myers
1962	3-7	3-4	t-4th			Hank Foldberg
1963	2-7-1	1-5-1	8th			Hank Foldberg
1964	1-9	1-6	7th			Hank Foldberg
1965	3-7	1-6	t-7th			Gene Stallings
1966	4-5-1	4-3	4th			Gene Stallings
1967	7-4	6-1	1st	Cotton		Gene Stallings
1968	3-7	2-5	t-6th			Gene Stallings
1969	3-7	2-5	t-6th			Gene Stallings
1970	2-9	0-7	8th			Gene Stallings
1971	5-6	4-3	4th			Gene Stallings
1972	3-8	2-5	t-7th			Emory Bellard
1973	5-6	3-4	6th			Emory Bellard
1974	8-3	5-2	t-2nd		15 <sup>th</sup>	Emory Bellard
1975	10-2	6-1	t-1st	Liberty	11 <sup>th</sup>	Emory Bellard
1976	10-2	6-2	3rd	Sun	7 <sup>th</sup>	Emory Bellard
1977	8-4	6-2	3rd	Bluebonnet		Emory Bellard
1978	8-4	4-4	5th	Hall of Fame	18 <sup>th</sup>	Emory Bellard, Tom Wilson
1979	6-5	4-4	5th			Tom Wilson
1980	4-7	3-5	6th			Tom Wilson
1981	7-5	4-4	5th	Independence		Tom Wilson
1982	5-6	3-5	t-6th			Jackie Sherrill
1983	5-5-1	4-3-1	t-3rd			Jackie Sherrill
1984	6-5	3-5	7th			Jackie Sherrill
1985	10-2	7-1	1st	Cotton	6 <sup>th</sup>	Jackie Sherrill
1986	9-3	7-1	1st	Cotton	12 <sup>th</sup>	Jackie Sherrill
1987	10-2	6-1	1st	Cotton	9 <sup>th</sup>	Jackie Sherrill
1988	7-5	6-1	2nd			Jackie Sherrill
1989	8-4	6-2	t-2nd	Hancock	20 <sup>th</sup>	R.C. Slocum
1990	9-3-1	5-2-1	t-2nd	Holiday	13 <sup>th</sup>	R.C. Slocum
1991	10-2	8-0	1st	Cotton	12 <sup>th</sup>	R.C. Slocum
1992	12-1	7-0	1st	Cotton	7 <sup>th</sup>	R.C. Slocum
1993	10-2	7-0	1st	Cotton	8 <sup>th</sup>	R.C. Slocum
1994	10-0-1	6-0-1	ineligible		8 <sup>th</sup>	R.C. Slocum
1995	9-3	5-2	t-2nd	Alamo	15 <sup>th</sup>	R.C. Slocum

## BIG 12 CONFERENCE ERA (1996-2011)

1996	6-6	4-4	3rd (s)			R.C. Slocum
1997	9-4	6-2	1st (s)	Cotton	20 <sup>th</sup>	R.C. Slocum
1998	11-3	7-1	1st	Sugar	11 <sup>th</sup>	R.C. Slocum
1999	8-4	5-3	t-2nd (s)	Alamo	23 <sup>rd</sup>	R.C. Slocum
2000	7-5	5-3	3rd (s)	Independence		R.C. Slocum
2001	8-4	4-4	t-3rd (s)	Galleryfurniture.com		R.C. Slocum
2002	6-6	3-5	5th (s)			R.C. Slocum
2003	4-8	2-6	5th (s)			Dennis Franchione
2004	7-5	5-3	3rd (s)	Cotton		Dennis Franchione
2005	5-6	3-5	4th (s)			Dennis Franchione
2006	9-4	5-3	3rd (s)	Holiday		Dennis Franchione
2007	7-6	4-4	t-4th (s)	Alamo		Dennis Franchione
2008	4-8	2-6	t-5th (s)			Mike Sherman
2009	6-7	3-5	5th (s)	Independence		Mike Sherman
2010	9-4	6-2	t-1st (s)	Cotton	17 <sup>th</sup>	Mike Sherman
2011	7-6	4-5	t-6th	Texas		Mike Sherman

## SOUTHEASTERN CONFERENCE ERA (2012-Present)

2012	11-2	6-2	t-2nd (w)		5 <sup>th</sup>	Kevin Sumlin
2013	9-4	4-4	4th (w)		18 <sup>th</sup>	Kevin Sumlin
2014	8-5	3-5	6th (w)		RV	Kevin Sumlin

\*Conference Championships Highlighted



# YEAR-BY-YEAR RESULTS

## ► 1894 ..... 1-1 Coach F. D. Perkins

OPPONENT	W/L	SCORES	RECORD
at Texas	L	0 38	0-1
Galveston Ball HS	W	14 6	1-1

## ► 1895 ..... no team

## ► 1896 ..... 2-0-1 Coach A. M. Soule / H.W. South

OPPONENT	W/L/T	SCORES	RECORD
Galveston Ball HS	T	0 0	0-0-1
Austin College	W	22 4	1-0-1
Houston HS	W	28 0	2-0-1

## ► 1897 ..... 1-2 Coach C. W. Taylor

OPPONENT	W/L	SCORES	RECORD
Houston HS	L	0 10	0-1
TCU	L	6 30	0-2
Austin College	W	4 0	1-2

## ► 1898 ..... 4-2 Coach H. W. Williams

OPPONENT	W/L	SCORES	RECORD
HOUSTON HS	W	51 0	1-0
at Texas	L	0 48	1-1
HOUSTON HS	L	0 6	1-2
^ at TCU	W	16 0	2-2
AUSTIN COLLEGE	W	22 6	3-2
FORT WORTH UNIV.	W	28 0	4-2

<sup>^</sup> Waco, Texas.

## ► 1899 ..... 4-2 Coach W. A. Murray

OPPONENT	W/L	SCORES	RECORD
HOUSTON HS	W	43 0	1-0
SEWANEE	L	0 10	1-1
TULANE	W	22 0	2-1
LSU	W	52 0	3-1
BAYLOR	W	33 0	4-1
<sup>^</sup> vs Texas	L	0 6	4-2

<sup>^</sup> at San Antonio, Texas.

## ► 1900 ..... 2-2-1 Coach W. A. Murray

OPPONENT	W/L/T	SCORES	RECORD
KANSAS CITY MEDICS	T	6 6	0-0-1
<sup>^</sup> vs Texas	L	0 5	0-1-1
at Texas	L	0 11	0-2-1
WAXAHACHIE ATH. CLUB	W	11 0	1-2-1
HENRY COLLEGE	W	44 0	2-2-1

<sup>^</sup> at San Antonio, Texas.

## ► 1901 ..... 1-4 Coach W. A. Murray

OPPONENT	W/L	SCORES	RECORD
BAYLOR	W	6 0	1-0
BAYLOR	L	6 17	1-1
<sup>^</sup> vs Texas	L	0 17	1-2
at Texas	L	0 32	1-3
BAYLOR	L	0 46	1-4

<sup>^</sup> at San Antonio, Texas.

## ► 1902 ..... 7-0-2 Coach J. E. Platt

OPPONENT	W/L/T	SCORES	RECORD
St. Edwards	W	11 0	1-0
Trinity	T	0 0	1-0-1
BAYLOR	W	11 6	2-0-1
BAYLOR	W	22 0	3-0-1
<sup>^</sup> vs Texas	T	0 0	3-0-2
TULANE	W	17 5	4-0-2
<sup>^</sup> at TCU	W	22 0	5-0-2
TRINITY	W	34 0	6-0-2
at Texas	W	11 0	7-0-2

<sup>^</sup> at San Antonio, Texas. <sup>^</sup> Waco, Texas.

## ► 1903 ..... 7-3-1 Coach J. E. Platt

OPPONENT	W/L/T	SCORES	RECORD
TRINITY	W	16 0	1-0
<sup>^</sup> at TCU	W	11 0	2-0
ARKANSAS	W	6 0	3-0
OKLAHOMA	L	0 6	3-1
BAYLOR	T	0 0	3-1-1
BAYLOR	W	18 0	4-1-1
TCU	W	16 0	5-1-1
TRINITY	L	0 18	5-2-1
BAYLOR	W	5 0	6-2-1
at Texas	L	6 29	6-3-1
TCU	W	14 6	7-3-1

<sup>^</sup> Waco, Texas.

## ► 1904 ..... 4-2 Coach J. E. Platt

OPPONENT	W/L	SCORES	RECORD
DEAF & DUMB INST.	W	49 0	1-0
BAYLOR	W	5 0	2-0
TCU	W	29 0	3-0
SEWANEE	L	5 17	3-1
at Texas	L	6 34	3-2
BAYLOR	W	10 0	4-2

## ► 1905 ..... 7-2 Coach W. E. Bachman

OPPONENT	W/L	SCORES	RECORD
HOUSTON YMCA	W	29 0	1-0
TCU	W	20 0	2-0
BAYLOR	W	42 0	3-0
TRINITY	W	24 0	4-0
AUSTIN COLLEGE	W	18 11	5-0
<sup>^</sup> at TCU	W	24 11	6-0
TRANSYLVANIA (KY)	L	6 29	6-1
BAYLOR	W	17 5	7-1
at Texas	L	0 27	7-2

<sup>^</sup> Waco, Texas.

## ► 1906 ..... 6-1 Coach W. E. Bachman

OPPONENT	W/L	SCORES	RECORD
TCU	W	42 0	1-0
DANIEL BAKER	W	34 0	2-0
<sup>^</sup> at TCU	W	22 0	3-0
TULANE	W	18 0	4-0
HASKELL INSTITUTE	W	32 6	5-0
LSU	W	22 12	6-0
at Texas	L	0 24	6-1

<sup>^</sup> Waco, Texas.

## ► 1907 ..... 6-1-1 Coach L. L. Larson

OPPONENT	W/L/T	SCORES	RECORD
FORT WORTH UNIV	W	34 0	1-0
<sup>^</sup> vs Texas	T	0 0	1-0-1
LSU	W	11 5	2-0-1

HASKELL INSTITUTE	W	5 0	3-0-1
TCU	W	32 5	4-0-1
TULANE	W	18 6	5-0-1
OKLAHOMA	W	19 0	6-0-1
at Texas	L	6 11	6-1-1

<sup>^</sup> at Dallas, Texas.

## ► 1908 ..... 3-5 Coach N. A. Merriam

OPPONENT	W/L	SCORES	RECORD
TRINITY	W	6 0	1-0
BAYLOR	L	5 6	1-1
LSU	L	0 26	1-2
<sup>^</sup> at TCU	W	13 10	2-2
<sup>^</sup> vs Texas	L	8 24	2-3
HASKELL INSTITUTE	L	0 23	2-4
SOUTHWESTERN	W	32 0	3-4
at Texas	L	12 28	3-5

<sup>^</sup> Waco, Texas. <sup>^</sup> at Houston, Texas.

## ► 1909 ..... 7-0-1 Coach C. B. Moran

OPPONENT	W/L/T	SCORES	RECORD
AUSTIN COLLEGE	W	17 0	1-0
TCU	T	0 0	1-0-1
HASKELL INSTITUTE	W	15 0	2-0-1
BAYLOR	W	9 6	3-0-1
<sup>^</sup> vs Texas	W	23 0	4-0-1
TRINITY	W	47 0	5-0-1
OKLAHOMA	W	14 8	6-0-1
at Texas	W	5 0	7-0-1

<sup>^</sup> at Houston, Texas.

## ► 1910 ..... 8-1 Coach C. B. Moran

OPPONENT	W/L	SCORES	RECORD
MARSHALL SCHOOL	W	48 0	1-0
AUSTIN COLLEGE	W	27 5	2-0
TCU	W	35 0	3-0
TRANSYLVANIA (KY)	W	33 0	4-0
at Arkansas	L	0 5	4-1
at TCU	W	23 6	5-1
<sup>^</sup> vs Texas	W	14 8	6-1
SOUTHWESTERN	W	6 0	7-1
TULANE	W	17 0	8-1

<sup>^</sup> at Houston, Texas.

## ► 1911 ..... 6-1 Coach C. B. Moran

OPPONENT	W/L	SCORES	RECORD
SOUTHWESTERN	W	22 0	1-0
AUSTIN COLLEGE	W	33 0	2-0
AUBURN	W	16 0	3-0
OLE MISS	W	17 0	4-0
<sup>^</sup> vs Texas	L	0 6	4-1
BAYLOR	W	22 11	5-1
DALLAS UNIV	W	24 9	6-1

<sup>^</sup> at Houston, Texas.

## ► 1912 ..... 8-1 Coach C. B. Moran

OPPONENT	W/L	SCORES	RECORD
DANIEL BAKER	W	50 0	1-0
TRINITY	W	59 0	2-0
<sup>^</sup> vs Arkansas	W	27 0	3-0
AUSTIN COLLEGE	W	57 0	4-0
OKLAHOMA	W	28 6	5-0
MISSISSIPPI STATE	W	41 7	6-0
TULANE	W	41 0	7-0
KANSAS STATE	L	10 13	7-1
BAYLOR	W	53 0	8-1

<sup>^</sup> at Dallas, Texas.

► **1913** ..... 3-4-2 ..... Coach C. B. Moran

OPPONENT	W / L / T	SCORES	RECORD
TRINITY	W	7 0	1-0
AUSTIN COLLEGE	W	6 0	2-0
POLYTECHNIC COLLEGE	W	19 6	3-0
MISSISSIPPI STATE	L	0 6	3-1
KANSAS STATE	L	0 12	3-2
OKLAHOMA A&M	L	0 3	3-3
HASKELL INSTITUTE	L	0 28	3-4
BAYLOR	T	14 14	3-4-1
LSU	T	7 7	3-4-2

► **1914** ..... 6-1-1 ..... Coach C. B. Moran

OPPONENT	W / L / T	SCORES	RECORD
AUSTIN COLLEGE	W	32 0	1-0
TRINITY	T	0 0	1-0-1
TCU	W	40 0	2-0-1
# vs Haskell Institute	L	0 10	2-1-1
! vs LSU	W	63 9	3-1-1
RICE	W	32 7	4-1-1
OKLAHOMA A&M	W	24 0	5-1-1
! vs Ole Miss	W	14 7	6-1-1

# at Fort Worth, Texas. ! at Dallas, Texas.

► **1915** ..... 6-2, 1-1 ..... Coach E. H. Harlan

OPPONENT	W / L / T	SCORES	RECORD
AUSTIN COLLEGE	W	40 0	1-0
TRINITY	W	62 0	2-0
at TCU	W	13 10	3-0
MO. SCHOOL OF MINES	W	33 3	4-0
# vs Haskell Institute	W	21 7	5-0
* at Rice	L	0 7	5-1, 0-1
* TEXAS	W	13 0	6-1, 1-1
MISSISSIPPI STATE	L	0 7	6-2

\* SWC game. # at Dallas, Texas.

► **1916** ..... 6-3, 2-1 ..... Coach E. H. Harlan

DATE	OPPONENT	W / L	SCORES	RECORD
OCT. 6 Fri	* SOUTHWESTERN	W	6 0	1-0, 1-0
14 Sat	! vs LSU	L	0 13	1-1
23 Mon	SMU	W	62 0	2-1
28 Sat	* vs Haskell Institute	W	13 0	3-1
NOV. 4 Sat	at Rice	L	0 20	3-2
11 Sat	* at Baylor	W	3 0	4-2, 2-0
17 Fri	MO. SCHOOL OF MINES	W	77 0	5-2
23 Thu	DALLAS UNIV	W	20 6	6-2
30 Thu	* at Texas	L	7 21	6-3, 2-1

\* SWC game. ! at Galveston, Texas. \* at Dallas, Texas.

► **1917** ..... 8-0, 2-0 ..... Coach D. X. Bible

**SWC CHAMPIONS**

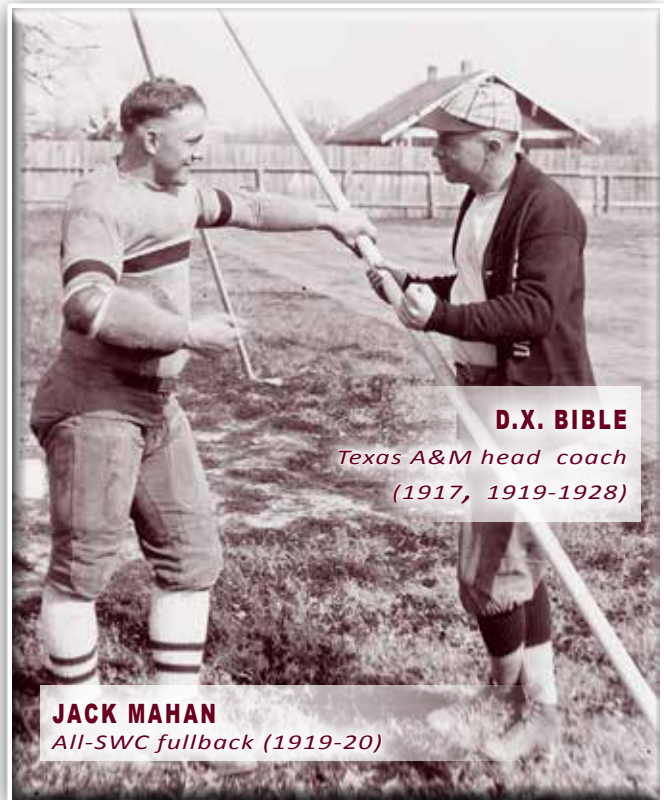
DATE	OPPONENT	W / L	SCORES	RECORD
OCT. 5 Fri	AUSTIN COLLEGE	W	66 0	1-0
12 Fri	DALLAS UNIV	W	98 0	2-0
22 Mon	SOUTHWESTERN	W	20 0	3-0
27 Sat	* vs LSU	W	27 0	4-0
NOV. 2 Fri	TULANE	W	35 0	5-0
10 Sat	* at Baylor	W	7 0	6-0, 1-0
20 Tue	* TEXAS	W	7 0	7-0, 2-0
29 Thu	at Rice	W	10 0	8-0

\* SWC game. \* at San Antonio, Texas.

► **1918** ..... 6-1, 1-1 ..... Coach D. V. Graves

DATE	OPPONENT	W / L	SCORES	RECORD
OCT. 26 Sat	REAM FIELD	W	6 0	1-0
NOV. 2 Sat	CAMP TRAVIS	W	12 6	2-0
9 Sat	* at Baylor	W	19 0	3-0, 1-0
16 Sat	SOUTHWESTERN	W	7 0	4-0
23 Sat	CAMP MABRY	W	19 6	5-0
28 Thu	* at Texas	L	0 7	5-1, 1-1
DEC. 7 Sat	CAMP TRAVIS REMOUNT	W	60 0	6-1

\* SWC game.



**D.X. BIBLE**  
Texas A&M head coach  
(1917, 1919-1928)

**JACK MAHAN**  
All-SWC fullback (1919-20)

► **1919** ..... 10-0, 4-0 ..... Coach D. X. Bible

**NATIONAL CHAMPIONS**

[by Billingsley, National Championship Foundation]

DATE	OPPONENT	W / L	SCORES	RECORD
OCT. 3 Fri	SAM HOUSTON STC	W	77 0	1-0
3 Fri	SAN MARCOS STC	W	28 0	2-0
11 Sat	* at SMU	W	16 0	3-0, 1-0
18 Sat	HOWARD PAYNE	W	12 0	4-0
24 Fri	TRINITY	W	42 0	5-0
31 Fri	* OKLAHOMA A&M	W	28 0	6-0, 2-0
NOV. 8 Sat	* at Baylor	W	10 0	7-0, 3-0
15 Sat	TCU	W	48 0	8-0
20 Thu	SOUTHWESTERN	W	7 0	9-0
27 Thu	* TEXAS	W	7 0	10-0, 4-0

\* SWC game.

► **1920** ..... 6-1-1, 5-1 ..... Coach D. X. Bible

DATE	OPPONENT	W / L	SCORES	RECORD
OCT. 1 Fri	DANIEL BAKER	W	110 0	1-0
9 Sat	* SMU	W	3 0	2-0, 1-0
15 Fri	LSU	T	0 0	2-0-1
22 Fri	* PHILLIPS UNIV	W	47 0	3-0-1, 2-0
30 Sat	* at Oklahoma A&M	W	35 0	4-0-1, 3-0
NOV. 6 Sat	* at Baylor	W	24 0	5-0-1, 4-0
16 Tue	* RICE	W	7 0	6-0-1, 5-0
25 Thu	* at Texas	L	3 7	6-1-1, 5-1

\* SWC game.

► **1921** ..... 6-1-2, 3-0-2 ..... Coach D. X. Bible

**SWC CHAMPIONS**

DATE	OPPONENT	W / L / T	SCORES	RECORD
SEPT. 30 Fri	HOWARD PAYNE	W	14 7	1-0
OCT. 12 Wed	* at SMU	W	13 0	2-0, 1-0
15 Sat	at LSU	L	0 6	2-1
21 Fri	ARIZONA	W	17 13	3-1
28 Fri	* OKLAHOMA A&M	W	23 7	4-1, 2-0
NOV. 5 Sat	* at Baylor	W	14 3	5-1, 3-0
11 Fri	* at Rice	T	7 7	5-1-1, 3-0-1
24 Thu	* TEXAS	T	0 0	5-1-2, 3-0-2
JAN. 2 Mon	† vs Centre College	W	22 14	6-1-2

\* SWC game. † Dixie Classic, Fair Park, Dallas. ... Attendance 20,000

**► 1922 ..... 5-4, 2-2 ..... Coach D. X. Bible**

DATE	OPPONENT	W / L	SCORES	RECORD
SEPT. 29	Fri HOWARD PAYNE	L	7 13	0-1
OCT. 10	Tue * vs Tulsa	L	10 13	0-2
14	Sat SOUTHWESTERN	W	33 0	1-2
20	Fri at LSU	W	46 0	2-2
27	Fri * vs Ouachita College	W	19 6	3-2
NOV. 4	Sat * at Baylor	L	7 13	3-3, 0-1
11	Sat * at SMU	L	6 17	3-4, 0-2
18	Sat * RICE	W	24 0	4-4, 1-2
30	Thu * at Texas	W	14 7	5-4, 2-2

\* SWC game. \* at Dallas, Texas.

**► 1923 ..... 5-3-1, 0-3-1 ..... Coach D. X. Bible**

DATE	OPPONENT	W / L / T	SCORES	RECORD
SEPT. 22	Sat SAM HOUSTON STC	W	53 0	1-0
28	Fri HOWARD PAYNE	W	21 0	2-0
OCT. 5	Fri SOUTHWESTERN	W	13 0	3-0
13	Sat * vs Sewanee	W	14 0	4-0
20	Sat at LSU	W	28 0	5-0
26	Fri * SMU	L	0 10	5-1, 0-1
NOV. 3	Sat * at Baylor	T	0 0	5-1-1, 0-1-1
18	Sun * at Rice	L	6 7	5-2-1, 0-2-1
29	Thu * TEXAS	L	0 6	5-3-1, 0-3-1

\* SWC game. \* at Dallas, Texas.

**► 1924 ..... 7-2-1, 2-2-1 ..... Coach D. X. Bible**

DATE	OPPONENT	W / L / T	SCORES	RECORD
SEPT. 20	Sat JOHN TARLETON SC	W	40 0	1-0
26	Fri TRINITY	W	33 0	2-0
OCT. 3	Fri SOUTHWESTERN	W	54 0	3-0
11	Sat * vs Sewanee	W	7 0	4-0
17	Fri ARKANSAS A&M	W	40 0	5-0
25	Sat * at SMU	T	7 7	5-0-1, 0-0-1
NOV. 1	Sat * at Baylor	L	7 15	5-1-1, 0-1-1
7	Fri * TCU	W	28 0	6-1-1, 1-1-1
14	Fri * RICE	W	13 6	7-1-1, 2-1-1
27	Thu * at Texas	L	0 7	7-2-1, 2-2-1

\* SWC game. \* at Dallas, Texas.

**► 1925 ..... 7-1-1, 4-1 ..... Coach D. X. Bible**

**SWC CHAMPIONS**

DATE	OPPONENT	W / L / T	SCORES	RECORD
SEPT. 25	Fri TRINITY	W	20 10	1-0
OCT. 2	Fri SOUTHWESTERN	W	23 6	2-0
10	Sat * vs Sewanee	T	6 6	2-0-1
16	Fri * SMU	W	7 0	3-0-1, 1-0
23	Fri SAM HOUSTON STC	W	77 0	4-0-1
31	Sat * at Baylor	W	13 0	5-0-1, 2-0
NOV. 7	Sat * at TCU	L	0 3	5-1-1, 2-1
14	Sat * at Rice	W	17 0	6-1-1, 3-1
NOV. 26	Thu * TEXAS	W	28 0	7-1-1, 4-1

\* SWC game. \* at Dallas, Texas.

**► 1926 ..... 5-3-1, 1-3-1 ..... Coach D. X. Bible**

DATE	OPPONENT	W / L / T	SCORES	RECORD
SEPT. 24	Fri TRINITY	W	26 0	1-0
OCT. 2	Sat SOUTHWESTERN	W	35 0	2-0
9	Sat * vs Sewanee	W	6 3	3-0
16	Sat NEW MEXICO	W	63 0	4-0
23	Sat * at SMU	L	7 9	4-1, 0-1
30	Sat * at Baylor	L	9 20	4-2, 0-2
NOV. 5	Fri * TCU	T	13 13	4-2-1, 0-2-1
12	Fri * RICE	W	20 0	5-2-1, 1-2-1
25	Thu * at Texas	L	5 14	5-3-1, 1-3-1

\* SWC game. \* at Dallas, Texas.

**► 1927 ..... 8-0-1, 4-0-1 ..... Coach D. X. Bible**

**NATIONAL CHAMPIONS**

[by Sagarin, Sagarin (ELO-Chess)]

DATE	OPPONENT	W / L / T	SCORES	RECORD
SEPT. 24	Sat TRINITY	W	45 0	1-0
OCT. 1	Sat SOUTHWESTERN	W	31 0	2-0
8	Sat * vs Sewanee	W	18 0	3-0

15	Sat * ARKANSAS	W	40 6	4-0, 1-0
22	Sat * at TCU	T	0 0	4-0-1, 1-0-1
NOV. 28	Fri TEXAS TECH	W	47 6	5-0-1
5	Sat * at SMU	W	39 13	6-0-1, 2-0-1
11	Fri * at Rice	W	14 0	7-0-1, 3-0-1
18	Fri * TEXAS	W	28 7	8-0-1, 4-0-1

\* SWC game. \* at Dallas, Texas.

**► 1928 ..... 5-4-1, 1-3-1 ..... Coach D. X. Bible**

DATE	OPPONENT	W / L / T	SCORES	RECORD
SEPT. 22	Sat TRINITY	W	21 0	1-0
29	Sat SOUTHWESTERN	W	21 0	2-0
OCT. 6	Sat * vs Sewanee	W	69 0	3-0
13	Sat CENTENARY	L	0 6	3-1
20	Sat * TCU	L	0 6	3-2, 0-1
27	Sat * at Arkansas	L	12 27	3-3, 0-2
NOV. 3	Sat NORTH TEXAS STC	W	44 0	4-3
10	Sat * at SMU	T	19 19	4-3-1, 0-2-1
16	Fri * RICE	W	19 0	5-3-1, 1-2-1
29	Thu * at Texas	L	0 19	5-4-1, 1-3-1

\* SWC game. \* at Dallas, Texas.

**► 1929 ..... 5-4, 2-3 ..... Coach Madison Bell**

DATE	OPPONENT	W / L	SCORES	RECORD
SEPT. 28	Sat SOUTHWESTERN	W	54 7	1-0
OCT. 5	Sat at Tulane	L	10 13	1-1
12	Sat * vs Kansas State	W	19 0	2-1
19	Sat * at TCU	L	7 13	2-2, 0-1
26	Sat * ARKANSAS	L	13 14	2-3, 0-2
NOV. 2	Sat STEPHEN F AUSTIN STC	W	54 0	3-3
9	Sat * SMU	L	7 12	3-4, 0-3
16	Sat * at Rice	W	26 6	4-4, 1-3
28	Thu * TEXAS	W	13 0	5-4, 2-3

\* SWC game. \* at Dallas, Texas.

**► 1930 ..... 2-7, 0-5 ..... Coach Madison Bell**

DATE	OPPONENT	W / L	SCORES	RECORD
SEPT. 27	Sat SOUTHWESTERN	W	43 0	1-0
OCT. 4	Sat at Nebraska	L	0 13	1-1
11	Sat * vs Tulane	L	9 19	1-2
18	Sat !* at Arkansas	L	0 13	1-3, 0-1
25	Sat * TCU	L	0 3	1-4, 0-2
NOV. 1	Sat CENTENARY	W	7 6	2-4
8	Sat * at SMU	L	7 13	2-5, 0-3
15	Sat * RICE	L	0 7	2-6, 0-4
27	Thu * at Texas	L	0 26	2-7, 0-5

\* SWC game. \* at Dallas, Texas. ! at Little Rock, Arkansas.

**► 1931 ..... 7-3, 3-2 ..... Coach Madison Bell**

DATE	OPPONENT	W / L	SCORES	RECORD
SEPT. 26	Sat SOUTHWESTERN	W	33 0	1-0
26	Sat JOHN TARLETON SC	W	21 0	2-0
OCT. 3	Sat at Tulane	L	0 7	2-1
10	Sat * vs Iowa	W	29 0	3-1
17	Sat * at TCU	L	0 6	3-2, 0-1
24	Sat * BAYLOR	W	33 7	4-2, 1-1
31	Sat at Centenary	W	7 0	5-2
NOV. 7	Sat * SMU	L	0 8	5-3, 1-2
14	Sat * at Rice	W	7 0	6-3, 2-2
26	Thu * TEXAS	W	7 6	7-3, 3-2

\* SWC game. \* at Dallas, Texas.

**► 1932 ..... 4-4-2, 1-2-2 ..... Coach Madison Bell**

DATE	OPPONENT	W / L / T	SCORES	RECORD
SEPT. 24	Sat * vs Texas Tech	W	7 0	1-0
OCT. 1	Sat at Tulane	L	14 26	1-1
5	Wed SAM HOUSTON STC	W	26 0	2-1
8	Sat TEXAS A&I	W	14 0	3-1
15	Sat * TCU	L	0 17	3-2, 0-1
22	Sat * at Baylor	T	0 0	3-2-1, 0-1-1
29	Sat at Centenary	L	0 7	3-3-1
NOV. 5	Sat * at SMU	T	0 0	3-3-2, 0-1-2
11	Fri * RICE	W	14 7	4-3-2, 1-1-2
24	Thu * at Texas	L	0 21	4-4-2, 1-2-2

\* SWC game. \* at Amarillo, Texas.



**► 1933 ..... 6-3-1, 2-2-1 ..... Coach Madison Bell**

DATE	OPPONENT	W / L / T	SCORES	RECORD
SEPT. 23 Sat	TRINITY	W	38 0	1-0
30 Sat	at Tulane	W	13 6	2-0
OCT. 6 Fri	SAM HOUSTON STC	W	34 14	3-0
13 Fri	TEXAS A&I	W	17 0	4-0
21 Sat *	at TCU	L	7 13	4-1, 0-1
28 Sat *	BAYLOR	W	14 7	5-1, 1-1
NOV. 4 Sat	at Centenary	L	0 20	5-2
11 Sat *	SMU	L	0 19	5-3, 1-2
18 Sat *	at Rice	W	27 0	6-3, 2-2
30 Thu *	TEXAS	T	10 10	6-3-1, 2-2-1

\* SWC game.

**► 1934 ..... 2-7-2, 1-4-1 ..... Coach H. H. Norton**

DATE	OPPONENT	W / L / T	SCORES	RECORD
SEPT. 22 Sat	SAM HOUSTON STC	W	28 0	1-0
29 Sat	TEXAS A&I	T	14 14	1-0-1
OCT. 5 Fri	at Temple	L	6 40	1-1-1
13 Sat *	vs Centenary	L	0 13	1-2-1
20 Sat *	TCU	L	0 13	1-3-1, 0-1
27 Sat *	at Baylor	W	10 7	2-3-1, 1-1
NOV. 3 Sat *	ARKANSAS	T	7 7	2-3-2, 1-1-1
10 Sat *	at SMU	L	0 28	2-4-2, 1-2-1
17 Sat *	RICE	L	6 25	2-5-2, 1-3-1
29 Thu *	at Texas	L	0 13	2-6-2, 1-4-1
DEC. 8 Sat	! vs Michigan State	L	13 26	2-7-2

\* SWC game. \* at Beaumont, Texas. ! at San Antonio, Texas.

**► 1935 ..... 3-7, 1-5 ..... Coach H. H. Norton**

DATE	OPPONENT	W / L / T	SCORES	RECORD
SEPT. 21 Sat	STEPHEN F AUSTIN STC	W	37 6	1-0
27 Fri	at Sam Houston STC	W	25 0	2-0
OCT. 5 Sat	TEMPLE	L	0 14	2-1
12 Sat	at Centenary	L	6 7	2-2
19 Sat *	at TCU	L	14 19	2-3, 0-1
26 Sat *	BAYLOR	L	6 14	2-4, 0-2
NOV. 2 Sat !*	at Arkansas	L	7 14	2-5, 0-3
16 Sat *	at Rice	L	10 17	2-6, 0-4
28 Thu *	TEXAS	W	20 6	3-6, 1-4
DEC. 7 Sat *	SMU	L	0 24	3-7, 1-5

\* SWC game. ! at Little Rock, Arkansas.

**► 1936 ..... 8-3-1, 3-2-1 ..... Coach H. H. Norton**

DATE	OPPONENT	W / L / T	SCORES	RECORD	RK
SEPT. 26 Sat	SAM HOUSTON STC	W	39 6	1-0	—
OCT. 3 Sat	at Hardin-Simmons	W	3 0	2-0	—
10 Sat *	at Rice	W	3 0	3-0, 1-0	—
17 Sat *	TCU	W	18 7	4-0, 2-0	—
24 Sat *	at Baylor	T	0 0	4-0-1, 2-0-1	14
31 Sat *	ARKANSAS	L	0 18	4-1-1, 2-1-1	—
NOV. 7 Sat *	at SMU	W	22 6	5-1-1, 3-1-1	—
11 Wed	at San Francisco	W	38 14	6-1-1	15
14 Sat	UTAH	W	20 7	7-1-1	15
21 Sat	at Centenary	L	0 3	7-2-1	14
26 Thu *	TEXAS	L	0 7	7-3-1, 3-2-1	—
DEC. 5 Sat	MANHATTAN COLLEGE	W	13 6	8-3-1	—

\* SWC game.

**► 1937 ..... 5-2-2, 2-2-2 ..... Coach H. H. Norton**

DATE	OPPONENT	W / L / T	SCORES	RECORD	RK
OCT. 2 Sat	at Manhattan College	W	14 7	1-0	—
9 Sat	MISSISSIPPI STATE	W	14 0	2-0	—
16 Sat *	at TCU	T	7 7	2-0-1, 0-0-1	—
23 Sat *	(*18) BAYLOR	L	0 13	2-1-1, 0-1-1	13
30 Sat *	at (*20) Arkansas	L	13 26	2-2-1, 0-2-1	—
NOV. 6 Sat *	SMU	W	14 0	3-2-1, 1-2-1	—
13 Sat *	at (*15) Rice	T	6 6	3-2-2, 1-2-2	—
25 Thu *	TEXAS	W	7 0	4-2-2, 2-2-2	—
DEC. 4 Sat	at San Francisco	W	42 0	5-2-2	—

\* SWC game.

**► 1938 ..... 4-4-1, 2-3-1 ..... Coach H. H. Norton**

DATE	OPPONENT	W / L / T	SCORES	RECORD	RK
SEPT. 24 Sat	TEXAS A&I	W	52 0	1-0	—
OCT. 1 Sat	TULSA	W	20 0	2-0	—
8 Sat	SANTA CLARA	L	0 7	2-1	—
15 Sat *	TCU	L	6 34	2-2, 0-1	—
22 Sat *	at (*17) Baylor	T	6 6	2-2-1, 0-1-1	—
29 Sat *	ARKANSAS	W	13 7	3-2-1, 1-1-1	—
NOV. 5 Sat *	at SMU	L	7 10	3-3-1, 1-2-1	—
12 Sat *	at Texas	L	6 7	3-4-1, 1-3-1	—
24 Thu *	RICE	W	27 0	4-4-1, 2-3-1	—

\* SWC game.

**► 1939 ..... 11-0, 6-0 ..... Coach H. H. Norton**

**NATIONAL CHAMPIONS**

[by Associated Press, Billingsley, Boand, DeVold, Dunkel, Football Research, Helms, Houlgate, National Championship Foundation, Poling, Sagarin (ELO-Chess), Williamson]

DATE	OPPONENT	W / L / T	SCORES	RECORD	RK
SEPT. 23 Sat	at Oklahoma A&M	W	32 0	1-0	—
30 Sat	CENTENARY	W	14 0	2-0	—
OCT. 6 Fri	at Santa Clara	W	7 3	3-0	—
14 Sat	VILLANOVA	W	33 7	4-0	—
21 Sat *	at TCU	W	20 6	5-0, 1-0	9
28 Sat *	BAYLOR	W	20 0	6-0, 2-0	5
NOV. 4 Sat *	at Arkansas	W	27 0	7-0, 3-0	5
11 Sat *	(*13) SMU	W	6 2	8-0, 4-0	2
18 Sat *	at Rice	W	19 0	9-0, 5-0	2
30 Thu *	TEXAS	W	20 0	10-0, 6-0	1
JAN. 1 Mon †	at (*5) Tulane	W	14 13	11-0	1

\* SWC game. † Sugar Bowl, Tulane Stadium, New Orleans, Louisiana. Attendance: 72,000

**► 1940 ..... 9-1, 5-1 ..... Coach H. H. Norton**

**SWC CO-CHAMPIONS**

DATE	OPPONENT	W / L / T	SCORES	RECORD	RK
SEPT. 28 Sat	TEXAS A&I	W	26 0	1-0	—
OCT. 5 Sat *	vs Tulsa	W	41 6	2-0	—
12 Sat	at UCLA	W	7 0	3-0	—
19 Sat *	TCU	W	21 7	4-0, 1-0	2
26 Sat *	at Baylor	W	14 7	5-0, 2-0	4
NOV. 2 Sat *	ARKANSAS	W	17 0	6-0, 3-0	5
9 Sat *	at (*14) SMU	W	19 7	7-0, 4-0	4
16 Sat *	RICE	W	25 0	8-0, 5-0	3
28 Thu *	at Texas	L	0 7	8-1, 5-1	2
JAN. 1 Wed †	vs (*12) Fordham	W	13 12	9-1	6

\* SWC game. \* at Alamo Stadium, San Antonio, Texas. † Cotton Bowl, Dallas. Attendance: 45,507



**MARSHALL ROBNETT & JOHN KIMBROUGH**  
1940 All-Americans

► **1941** ..... 9-2, 5-1 ..... Coach H. H. Norton

**SWC CHAMPIONS**

DATE	OPPONENT	W / L	SCORES	RECORD	RK
<b>SEPT.</b> 27 Sat	SAM HOUSTON STC	W	54 0	1-0	—
<b>OCT.</b> 4 Sat	* vs Texas A&I	W	41 0	2-0	—
11 Sat	at New York Univ	W	49 7	3-0	—
18 Sat	* at TCU	W	14 0	4-0, 1-0	14
<b>NOV.</b> 25 Sat	* BAYLOR	W	48 0	5-0, 2-0	9
1 Sat	!* at Arkansas	W	7 0	6-0, 3-0	5
8 Sat	* SMU	W	21 10	7-0, 4-0	5
15 Sat	* at Rice	W	19 6	8-0, 5-0	4
27 Thu	* (*10) TEXAS	L	0 23	8-1, 5-1	2
<b>DEC.</b> 6 Sat	% vs (*19) Washington State	W	7 0	9-1	9
<b>JAN.</b> 1 Thu	† vs (*20) Alabama	L	21 29	9-2	9

\* SWC game. \* at San Antonio, Texas. † at Little Rock, Ark. % at Tacoma, Wash.  
† Cotton Bowl, Dallas Attendance: 33,000

► **1942** ..... 4-5-1, 2-3-1 ..... Coach H. H. Norton

DATE	OPPONENT	W / L / T	SCORES	RECORD	RK
<b>SEPT.</b> 26 Sat	at LSU	L	7 16	0-1	—
<b>OCT.</b> 3 Sat	TEXAS TECH	W	19 0	1-1	—
10 Sat	at Corpus Christi NAS	L	7 18	1-2	—
17 Sat	* (*17) TCU	L	2 7	1-3, 0-1	—
24 Sat	* at Baylor	L	0 6	1-4, 0-2	—
31 Sat	* ARKANSAS	W	41 0	2-4, 1-2	—
<b>NOV.</b> 7 Sat	* at SMU	W	27 20	3-4, 2-2	—
14 Sat	* at Rice	T	0 0	3-4-1, 2-2-1	—
26 Thu	* at (*18) Texas	L	6 12	3-5-1, 2-3-1	—
<b>DEC.</b> 5 Sat	WASHINGTON STATE	W	21 0	4-5-1	—

\* SWC game.

► **1943** ..... 7-2-1, 4-1 ..... Coach H. H. Norton

DATE	OPPONENT	W / L / T	SCORES	RECORD	RK
<b>SEPT.</b> 25 Sat	BRYAN AFB	W	48 6	1-0	—
<b>OCT.</b> 2 Sat	at Texas Tech	W	13 0	2-0	—
9 Sat	at LSU	W	28 13	3-0	—
16 Sat	* at TCU	W	13 0	4-0, 1-0	18
23 Sat	* at North Texas AC	T	0 0	4-0-1	13
30 Sat	* at Arkansas	W	13 0	5-0-1, 2-0	19
<b>NOV.</b> 6 Sat	* SMU	W	22 0	6-0-1, 3-0	16
13 Sat	* at Rice	W	20 0	7-0-1, 4-0	14
25 Thu	* (*12) TEXAS	L	13 27	7-1-1, 4-1	16
<b>JAN.</b> 1 Sat	† vs LSU	L	14 19	7-2-1	—

\* SWC game. \* at Arlington, Texas. † Orange Bowl, Miami, Fla.

► **1944** ..... 7-4, 2-3 ..... Coach H. H. Norton

DATE	OPPONENT	W / L	SCORES	RECORD	RK
<b>SEPT.</b> 23 Sat	BRYAN AFB	W	39 0	1-0	—
30 Sat	* vs Texas Tech	W	27 14	2-0	—
<b>OCT.</b> 7 Sat	at Oklahoma	L	14 21	2-1	—
14 Sat	* TCU	L	7 13	2-2, 0-1	—
21 Sat	at LSU	W	7 0	3-2	—
28 Sat	! at North Texas AC	W	61 0	4-2	—
<b>NOV.</b> 4 Sat	* ARKANSAS	L	6 7	4-3, 0-2	—
11 Sat	* at SMU	W	39 6	5-3, 1-2	—
18 Sat	* at Rice	W	19 6	6-3, 2-2	—
30 Thu	* at Texas	L	0 6	6-4, 2-3	—
<b>DEC.</b> 8 Fri	at Miami (Fla.)	W	70 14	7-4	—

\* SWC game. \* at San Antonio, Texas. † at Arlington, Texas.

► **1945** ..... 6-4, 3-3 ..... Coach H. H. Norton

DATE	OPPONENT	W / L	SCORES	RECORD	RK
<b>SEPT.</b> 22 Sat	ELLINGTON FIELD	W	54 0	1-0	—
29 Sat	at Texas Tech	W	16 6	2-0	—
<b>OCT.</b> 6 Sat	OKLAHOMA	W	19 14	3-0	—
13 Sat	LSU	L	12 31	3-1	17
20 Sat	* at TCU	L	12 13	3-2, 0-1	—
27 Sat	* BAYLOR	W	19 13	4-2, 1-1	—
<b>NOV.</b> 3 Sat	* at Arkansas	W	34 0	5-2, 2-1	—
10 Sat	* SMU	W	3 0	6-2, 3-1	—
17 Sat	* at Rice	L	0 6	6-3, 3-2	—
29 Thu	* (*10) TEXAS	L	10 20	6-4, 3-3	—

\* SWC game.

► **1946** ..... 4-6, 3-3 ..... Coach H. H. Norton

DATE	OPPONENT	W / L	SCORES	RECORD	RK
<b>SEPT.</b> 21 Sat	NORTH TEXAS STATE	W	47 0	1-0	—
28 Sat	* vs Texas Tech	L	0 6	1-1	—
<b>OCT.</b> 5 Sat	at Oklahoma	L	7 10	1-2	—
12 Sat	at LSU	L	9 33	1-3	—
19 Sat	* TCU	W	14 0	2-3, 1-0	—
26 Sat	* at Baylor	W	17 0	3-3, 2-0	—
<b>NOV.</b> 2 Sat	* ARKANSAS	L	0 7	3-4, 2-1	—
9 Sat	* at SMU	W	14 0	4-4, 3-1	—
16 Sat	* (*14) RICE	L	10 27	4-5, 3-2	—
<b>NOV.</b> 28 Thu	* at (*20) Texas	L	7 24	4-6, 3-3	—

\* SWC game. \* at San Antonio, Texas.

► **1947** ..... 3-6-1, 1-4-1 ..... Coach H. H. Norton

DATE	OPPONENT	W / L / T	SCORES	RECORD	RK
<b>SEPT.</b> 20 Sat	SOUTHWESTERN	W	48 0	1-0	—
27 Sat	* vs Texas Tech	W	29 7	2-0	—
<b>OCT.</b> 4 Sat	at Oklahoma	L	14 26	2-1	—
11 Sat	at LSU	L	13 19	2-2	—
18 Sat	* at TCU	L	0 26	2-3, 0-1	—
25 Sat	* BAYLOR	W	24 0	3-3, 1-1	—
<b>NOV.</b> 1 Sat	* at Arkansas	T	21 21	3-3-1, 1-1-1	—
8 Sat	* (*3) SMU	L	0 13	3-4-1, 1-2-1	—
15 Sat	* at Rice	L	7 41	3-5-1, 1-3-1	—
27 Thu	* (*7) TEXAS	L	13 32	3-6-1, 1-4-1	—

\* SWC game. \* at San Antonio, Texas.

► **1948** ..... 0-9-1, 0-5-1 ..... Coach Harry Stiteler

DATE	OPPONENT	W / L / T	SCORES	RECORD	RK
<b>SEPT.</b> 18 Sat	at Villanova	L	14 34	0-1	—
25 Sat	* vs Texas Tech	L	14 20	0-2	—
<b>OCT.</b> 2 Sat	at Oklahoma	L	14 42	0-3	—
9 Sat	at LSU	L	13 14	0-4	—
16 Sat	* TCU	L	14 27	0-5, 0-1	—
23 Sat	* at Baylor	L	14 20	0-6, 0-2	—
30 Sat	* ARKANSAS	L	6 28	0-7, 0-3	—
<b>NOV.</b> 6 Sat	* at (*8) SMU	L	14 20	0-8, 0-4	—
13 Sat	* RICE	L	6 28	0-9, 0-5	—
25 Thu	* at Texas	T	14 14	0-9-1, 0-5-1	—

\* SWC game. \* at San Antonio, Texas.

► **1949** ..... 1-8-1, 0-5-1 ..... Coach Harry Stiteler

DATE	OPPONENT	W / L / T	SCORES	RECORD	RK
<b>SEPT.</b> 17 Sat	VILLANOVA	L	0 35	0-1	—
24 Sat	* vs Texas Tech	W	26 7	1-1	—
<b>OCT.</b> 1 Sat	at Oklahoma	L	13 33	1-2	—
8 Sat	at LSU	L	0 34	1-3	—
15 Sat	* at TCU	L	6 28	1-4, 0-1	—
22 Sat	* (*11) BAYLOR	L	0 21	1-5, 0-2	—
29 Sat	* at Arkansas	L	6 27	1-6, 0-3	—
<b>NOV.</b> 5 Sat	* (*9) SMU	T	27 27	1-6-1, 0-3-1	—
12 Sat	* at (*7) Rice	L	0 13	1-7-1, 0-4-1	—
24 Thu	* TEXAS	L	14 42	1-8-1, 0-5-1	—

\* SWC game. \* at San Antonio, Texas.

► **1950** ..... 7-4, 3-3 ..... Coach Harry Stiteler

DATE	OPPONENT	W / L	SCORES	RECORD	RK
<b>SEPT.</b> 23 Sat	* vs Nevada	W	48 18	1-0	—
30 Sat	* vs Texas Tech	W	34 13	2-0	—
<b>OCT.</b> 7 Sat	at (*6) Oklahoma	L	28 34	2-1	—
14 Sat	VMI	W	52 0	3-1	—
21 Sat	* TCU	W	42 23	4-1, 1-0	—
28 Sat	* at Baylor	L	20 27	4-2, 1-1	13
<b>NOV.</b> 4 Sat	* ARKANSAS	W	42 13	5-2, 2-1	—
11 Sat	* at (*7) SMU	W	25 20	6-2, 3-1	—
18 Sat	* RICE	L	13 21	6-3, 3-2	12
30 Thu	* at (*5) Texas	L	0 17	6-4, 3-3	—
<b>DEC.</b> 8 Fri	† vs Georgia	W	40 20	7-4	—

\* SWC game. \* at San Antonio, Texas. † Presidential Cup, Byrd Stadium, College Park, Md. Attendance: 12,245

► **1951** ..... 5-3-2, 1-3-2 ..... Coach Raymond George

DATE	OPPONENT	W / L / T	SCORES	RECORD	RK
SEPT. 21	Fri at UCLA	W	21 14	1-0	6
29	Sat * vs Texas Tech	W	20 7	2-0	10
OCT. 6	Sat (#11) OKLAHOMA	W	14 7	3-0	4
13	Sat at Trinity	W	53 14	4-0	n/a
20	Sat * at TCU	L	14 20	4-1, 0-1	6
27	Sat * (#7) BAYLOR	T	21 21	4-1-1, 0-1-1	16
NOV. 3	Sat * at Arkansas	L	21 33	4-2-1, 0-2-1	18
10	Sat * SMU	T	14 14	4-2-2, 0-2-2	—
17	Sat * at Rice	L	13 28	4-3-2, 0-3-2	—
29	Thu * (#16) TEXAS	W	22 21	5-3-2, 1-3-2	—

\* SWC game. \* at Dallas, Texas.

► **1952** ..... 3-6-1, 1-4-1 ..... Coach Raymond George

DATE	OPPONENT	W / L / T	SCORES	RECORD	TV	RK
SEPT. 20	Sat at Houston	W	21 13	1-0	—	—
27	Sat # vs Oklahoma A&M	W	14 7	2-0	—	—
OCT. 4	Sat KENTUCKY	L	7 10	2-1	—	—
11	Sat at (#1) Michigan State	L	6 48	2-2	—	—
18	Sat * TCU	T	7 7	2-2-1, 0-0-1	—	—
25	Sat * at Baylor	L	20 21	2-3-1, 0-1-1	—	—
NOV. 1	Sat * ARKANSAS	W	31 12	3-3-1, 1-1-1	—	—
8	Sat * at SMU	L	13 21	3-4-1, 1-2-1	—	—
15	Sat * RICE	L	6 16	3-5-1, 1-3-1	—	—
27	Thu * at (#10) Texas	L	12 32	3-6-1, 1-4-1	regional	—

\* SWC game. # at Dallas, Texas.

► **1953** ..... 4-5-1, 1-5 ..... Coach Raymond George

DATE	OPPONENT	W / L / T	SCORES	RECORD	TV	RK
SEPT. 19	Sat at Kentucky	W	7 6	1-0	—	—
26	Sat HOUSTON	T	14 14	1-0-1	—	—
OCT. 3	Sat # vs (#18) Georgia	W	14 12	2-0-1	—	—
10	Sat at Texas Tech	W	27 14	3-0-1	—	—
17	Sat * at TCU	W	20 7	4-0-1, 1-0	—	—
24	Sat * (#6) BAYLOR	L	13 14	4-1-1, 1-1	—	15
31	Sat !* at Arkansas	L	14 41	4-2-1, 1-2	—	—
NOV. 7	Sat * SMU	L	0 23	4-3-1, 1-3	—	—
14	Sat * at (#16) Rice	L	7 34	4-4-1, 1-4	—	—
26	Thu * (#11) TEXAS	L	12 21	4-5-1, 1-5	—	—

\* SWC game. # at Dallas, Texas. ! at Little Rock, Ark.

► **1954** ..... 1-9, 0-6 ..... Coach Paul "Bear" Bryant

DATE	OPPONENT	W / L	SCORES	RECORD	TV	RK
SEPT. 18	Sat (#19) TEXAS TECH	L	9 41	0-1	—	—
25	Sat # vs Oklahoma A&M	L	6 14	0-2	—	—
OCT. 2	Sat at Georgia	W	6 0	1-2	—	—
9	Sat at Houston	L	7 10	1-3	—	—
16	Sat * TCU	L	20 21	1-4, 0-1	—	—
23	Sat * at Baylor	L	7 20	1-5, 0-2	—	—
30	Sat * (#4) ARKANSAS	L	7 14	1-6, 0-3	—	—
NOV. 6	Sat * at SMU	L	3 6	1-7, 0-4	—	—
13	Sat * RICE	L	19 29	1-8, 0-5	—	—
25	Thu * at Texas	L	13 22	1-9, 0-6	—	—

\* SWC game. # at Dallas, Texas.

► **1955** ..... 7-2-1, 4-1-1 ..... Coach Paul "Bear" Bryant

DATE	OPPONENT	W / L / T	SCORES	RECORD	TV	RK
SEPT. 16	Fri at (#1) UCLA	L	0 21	0-1	—	—
24	Sat # vs (#16) LSU	W	28 0	1-1	—	—
OCT. 1	Sat HOUSTON	W	21 3	2-1	—	—
8	Sat at Nebraska	W	27 0	3-1	—	—
15	Sat * at (#7) TCU	W	19 16	4-1, 1-0	—	19
22	Sat * (#16) BAYLOR	W	19 7	5-1, 2-0	—	12
29	Sat * at Arkansas	T	7 7	5-1-1, 2-0-1	—	11
NOV. 5	Sat * SMU	W	13 2	6-1-1, 3-0-1	—	12
12	Sat * at Rice	W	20 12	7-1-1, 4-0-1	—	9
24	Thu * TEXAS	L	6 21	7-2-1, 4-1-1	NBC	8

\* SWC game. # at Dallas, Texas.

► **1956** ..... 9-0-1, 6-0 ..... Coach Paul "Bear" Bryant

**SWC CHAMPIONS**

DATE	OPPONENT	W / L / T	SCORES	RECORD	TV	RK
SEPT. 22	Sat VILLANOVA	W	19 0	1-0	—	9
29	Sat at LSU	W	9 6	2-0	—	11
OCT. 6	Sat # vs Texas Tech	W	40 7	3-0	—	11
13	Sat at Houston	T	14 14	3-0-1	—	9
20	Sat * (#4) TCU	W	7 6	4-0-1, 1-0	—	14
27	Sat * at (#8) Baylor	W	19 13	5-0-1, 2-0	—	7
NOV. 3	Sat * ARKANSAS	W	27 0	6-0-1, 3-0	regional	5
10	Sat * at SMU	W	33 7	7-0-1, 4-0	—	5
17	Sat * RICE	W	21 7	8-0-1, 5-0	—	5
29	Thu * at Texas	W	34 21	9-0-1, 6-0	—	4



**JOHN DAVID CROW**  
1957 Heisman  
Trophy winner

\* SWC game. # at Dallas, Texas.

► **1957** ..... 8-3, 4-2 ..... Coach Paul "Bear" Bryant

DATE	OPPONENT	W / L / T	SCORES	RECORD	TV	RK
SEPT. 21	Sat # vs Maryland	W	21 13	1-0	NBC	2
28	Sat at Texas Tech	W	21 0	2-0	—	2
OCT. 5	Sat MISSOURI	W	28 0	3-0	—	5
12	Sat HOUSTON	W	28 6	4-0	—	3
19	Sat * at TCU	W	7 0	5-0, 1-0	—	3
26	Sat * BAYLOR	W	14 0	6-0, 2-0	—	2
NOV. 2	Sat * at (#11) Arkansas	W	7 6	7-0, 3-0	—	1
9	Sat * SMU	W	19 6	8-0, 4-0	—	1
16	Sat * at (#20) Rice	L	6 7	8-1, 4-1	—	1
28	Thu * TEXAS	L	7 9	8-2, 4-2	regional	4
DEC. 27	Fri † vs (#13) Tennessee	L	0 3	8-3	CBS	8

\* SWC game. # at Dallas, Texas. † Gator Bowl, Gator Bowl Stadium, Jacksonville, Fla. Attendance: 43,709

► **1958** ..... 4-6, 2-4 ..... Coach Jim Myers

DATE	OPPONENT	W / L / T	SCORES	RECORD	TV	RK
SEPT. 20	Sat # vs Texas Tech	L	14 15	0-1	—	20
27	Sat at Houston	L	7 39	0-2	—	—
OCT. 4	Sat MISSOURI	W	12 0	1-2	—	—
11	Sat at Maryland	W	14 10	2-2	—	—
18	Sat * (#20) TCU	L	8 24	2-3, 0-1	—	—
25	Sat * at Baylor	W	33 27	3-3, 1-1	—	—
NOV. 1	Sat * ARKANSAS	L	8 21	3-4, 1-2	—	—
8	Sat * at (#20) SMU	L	0 33	3-5, 1-3	—	—
15	Sat * at Rice	W	28 21	4-5, 2-3	—	—
27	Thu * at Texas	L	0 27	4-6, 2-4	ABC	—

\* SWC game. # at Dallas, Texas.

► **1959** ..... 3-7, 0-6 ..... Coach Jim Myers

DATE	OPPONENT	W / L / T	SCORES	RECORD	TV	RK
SEPT. 19	Sat # vs Texas Tech	L	14 20	0-1	—	—
26	Sat at (#19) Michigan State	W	9 7	1-1	—	—
OCT. 3	Sat at Mississippi Southern	W	7 3	2-1	—	—
10	Sat HOUSTON	W	28 6	3-1	—	—
17	Sat * at TCU	L	6 39	3-2, 0-1	—	—
24	Sat * BAYLOR	L	0 13	3-3, 0-2	—	—
31	Sat * at (#17) Arkansas	L	7 12	3-4, 0-3	regional	—
NOV. 7	Sat * SMU	L	11 14	3-5, 0-4	—	—
14	Sat * at Rice	L	2 7	3-6, 0-5	—	—
26	Thu * (#4) TEXAS	L	17 20	3-7, 0-6	—	—

\* SWC game. # at Dallas, Texas.

HISTORY



► **1960** ..... 1-6-3, 0-4-3 ..... Coach Jim Myers

DATE	OPPONENT	W / L / T	SCORES	RECORD	TV	RK
SEPT. 17	Sat at LSU	L	0 9	0-1	—	—
SEPT. 24	Sat * TEXAS TECH	T	14 14	0-1-1, 0-0-1	—	—
OCT. 1	Sat at Trinity	W	14 0	1-1-1	—	—
OCT. 8	Sat at Houston	L	0 17	1-2-1	—	—
OCT. 15	Sat * TCU	T	14 14	1-2-2, 0-0-2	—	—
OCT. 22	Sat * at (*) Baylor	L	0 14	1-3-2, 0-1-2	—	—
OCT. 29	Sat * (*12) ARKANSAS	L	3 7	1-4-2, 0-2-2	—	—
NOV. 5	Sat * at SMU	T	0 0	1-4-3, 0-2-3	—	—
NOV. 12	Sat * at (*16) RICE	L	14 21	1-5-3, 0-3-3	—	—
NOV. 24	Thu * at Texas	L	14 21	1-6-3, 0-4-3	ABC	—

\* SWC game.

► **1961** ..... 4-5-1, 3-4 ..... Coach Jim Myers

DATE	OPPONENT	W / L / T	SCORES	RECORD	TV	RK
SEPT. 23	Sat HOUSTON	T	7 7	0-0-1	—	—
30	Sat at LSU	L	7 16	0-1-1	—	—
OCT. 7	Sat * at Texas Tech	W	38 7	1-1-1, 1-0	—	—
14	Sat at Trinity	W	55 0	2-1-1	—	—
21	Sat * at TCU	L	14 15	2-2-1, 1-1	—	—
28	Sat * BAYLOR	W	23 0	3-2-1, 2-1	—	—
NOV. 4	Sat * at Arkansas	L	8 15	3-3-1, 2-2	—	—
11	Sat * SMU	W	25 12	4-3-1, 3-2	—	—
18	Sat * at Rice	L	7 21	4-4-1, 3-3	—	—
23	Thu * (*5) TEXAS	L	0 25	4-5-1, 3-4	ABC	—

\* SWC game.

► **1962** ..... 3-7, 3-4 ..... Coach Hank Foldberg

DATE	OPPONENT	W / L / T	SCORES	RECORD	TV	RK
SEPT. 15	Sat at (*5) LSU	L	0 21	0-1	—	—
22	Sat at Houston	L	3 6	0-2	—	—
OCT. 6	Sat * TEXAS TECH	W	7 3	1-2, 1-0	—	—
13	Sat at Florida	L	6 42	1-3	—	—
20	Sat * TCU	L	14 20	1-4, 1-1	—	—
27	Sat * at Baylor	W	6 3	2-4, 2-1	—	—
NOV. 3	Sat * (*8) ARKANSAS	L	7 17	2-5, 2-2	—	—
10	Sat * at SMU	W	12 7	3-5, 3-2	—	—
17	Sat * at Rice	L	3 23	3-6, 3-3	—	—
22	Thu * at (*4) TEXAS	L	3 13	3-7, 3-4	CBS	—

\* SWC game.

► **1963** ..... 2-7-1, 1-5-1 ..... Coach Hank Foldberg

DATE	OPPONENT	W / L / T	SCORES	RECORD	TV	RK
SEPT. 21	Sat at LSU	L	6 14	0-1	—	—
28	Sat at Ohio State	L	0 17	0-2	—	—
OCT. 5	Sat * at Texas Tech	L	0 10	0-3, 0-1	—	—
12	Sat HOUSTON	W	23 13	1-3	—	—
19	Sat * at TCU	T	14 14	1-3-1, 0-1-1	—	—
26	Sat * BAYLOR	L	7 34	1-4-1, 0-2-1	—	—
NOV. 2	Sat !* at Arkansas	L	7 21	1-5-1, 0-3-1	—	—
9	Sat * SMU	L	7 9	1-6-1, 0-4-1	—	—
16	Sat * at Rice	W	13 6	2-6-1, 1-4-1	—	—
28	Thu * (*1) TEXAS	L	13 15	2-7-1, 1-5-1	CBS	—

\* SWC game. ! at Little Rock, Ark.

► **1964** ..... 1-9, 1-6 ..... Coach Hank Foldberg

DATE	OPPONENT	W / L / T	SCORES	RECORD	TV	RK
SEPT. 19	Sat at LSU	L	6 9	0-1	—	—
25	Fri at Houston	L	0 10	0-2	—	—
OCT. 3	Sat * TEXAS TECH	L	12 16	0-3, 0-1	—	—
10	Sat at USC	L	7 31	0-4	—	—
17	Sat * TCU	L	9 14	0-5, 0-2	—	—
24	Sat * at Baylor	L	16 20	0-6, 0-3	—	—
31	Sat * (*4) ARKANSAS	L	0 17	0-7, 0-4	—	—
NOV. 7	Sat * at SMU	W	23 0	1-7, 1-4	—	—
14	Sat * at Rice	L	8 19	1-8, 1-5	—	—
26	Thu * at (*5) Texas	L	7 26	1-9, 1-6	regional	—

\* SWC game.

► **1965** ..... 3-7, 1-6 ..... Coach Gene Stallings

DATE	OPPONENT	W / L / T	SCORES	RECORD	TV	ATTN.	RK
SEPT. 18	Sat at (*8) LSU	L	0 10	0-1	—	—	—
25	Sat at Georgia Tech	W	14 10	1-1	—	—	—
OCT. 2	Sat * at Texas Tech	L	16 20	1-2, 0-1	—	—	—
9	Sat HOUSTON	W	10 7	2-2	—	—	—
16	Sat * at TCU	L	9 17	2-3, 0-2	—	—	—
23	Sat * BAYLOR	L	0 31	2-4, 0-3	—	—	—
30	Sat !* at (*2) Arkansas	L	0 31	2-5, 0-4	—	—	—
NOV. 6	Sat * SMU	L	0 10	2-6, 0-5	—	—	—
13	Sat * at Rice	W	14 13	3-6, 1-5	—	—	—
25	Thu * TEXAS	L	17 21	3-7, 1-6	—	—	—

\* SWC game. ! at Little Rock, Ark.

► **1966** ..... 4-5-1, 4-3 ..... Coach Gene Stallings

DATE	OPPONENT	W / L / T	SCORES	RECORD	TV	RK
SEPT. 17	Sat at Georgia Tech	L	3 38	0-1	—	—
24	Sat at Tulane	L	13 21	0-2	—	—
OCT. 1	Sat * TEXAS TECH	W	35 14	1-2, 1-0	—	—
8	Sat at LSU	T	7 7	1-2-1	—	—
15	Sat * TCU	W	35 7	2-2-1, 2-0	—	—
22	Sat * at Baylor	W	17 13	3-2-1, 3-0	—	—
29	Sat * (*9) ARKANSAS	L	0 34	3-3-1, 3-1	—	—
NOV. 5	Sat * at SMU	L	14 21	3-4-1, 3-2	—	—
12	Sat * at Rice	W	7 6	4-4-1, 4-2	—	—
24	Thu * at Texas	L	14 22	4-5-1, 4-3	—	—

\* SWC game.

► **1967** ..... 7-4, 6-1 ..... Coach Gene Stallings

**SWC CHAMPIONS**

DATE	OPPONENT	W / L / T	SCORES	RECORD	TV	RK
SEPT. 16	Sat * SMU	L	17 20	0-1, 0-1	CBS	—
23	Sat * vs Purdue	L	20 24	0-2	—	—
30	Sat at LSU	L	6 17	0-3	—	—
OCT. 7	Sat FLORIDA STATE	L	18 19	0-4	—	—
14	Sat * at Texas Tech	W	28 24	1-4, 1-1	—	—
21	Sat * at TCU	W	20 0	2-4, 2-1	—	—
28	Sat * BAYLOR	W	21 3	3-4, 3-1	—	—
NOV. 4	Sat * ARKANSAS	W	33 21	4-4, 4-1	—	—
18	Sat * at Rice	W	18 3	5-4, 5-1	—	—
23	Thu * TEXAS	W	10 7	6-4, 6-1	—	—
JAN. 1	Mon † vs (*8) Alabama	W	20 16	7-4	CBS	—

\* SWC game. † at Dallas, Texas. ‡ Cotton Bowl, Dallas. Attendance: 73,800



**GENE STALLINGS**  
(coat & tie) and his staff enter Kyle Field.

► **1968** ..... 3-7, 2-5 ..... Coach Gene Stallings

DATE	OPPONENT	W / L / T	SCORES	RECORD	TV	RK
SEPT. 21	Sat at (*18) LSU	L	12 13	0-1	—	13
28	Sat at Tulane	W	35 3	1-1	—	—
OCT. 5	Sat at Florida State	L	14 20	1-2	—	17
12	Sat * TEXAS TECH	L	16 21	1-3, 0-1	—	—
19	Sat * TCU	W	27 7	2-3, 1-1	—	—
26	Sat * at Baylor	L	9 10	2-4, 1-2	—	—
NOV. 2	Sat * (*17) ARKANSAS	L	22 25	2-5, 1-3	—	—
9	Sat * at SMU	L	23 36	2-6, 1-4	—	—
16	Sat * RICE	W	24 14	3-6, 2-4	—	—
28	Thu * at (*6) Texas	L	14 35	3-7, 2-5	ABC	—

\* SWC game.

► **1969** ..... 3-7, 2-5 ..... Coach Gene Stallings

DATE	OPPONENT	W / L / T	SCORES	RECORD	TV	RK
SEPT. 20	Sat at LSU	L	6 35	0-1	—	—
27	Sat at Nebraska	L	0 14	0-2	—	—
OCT. 4	Sat at Army	W	20 13	1-2	—	—
11	Sat * at Texas Tech	L	9 13	1-3, 0-1	—	—
18	Sat * at TCU	L	6 16	1-4, 0-2	—	—
25	Sat * BAYLOR	W	24 0	2-4, 1-2	—	—
NOV. 1	Sat * at (*4) Arkansas	L	13 35	2-5, 1-3	ABC-R	—
8	Sat * SMU	W	20 10	3-5, 2-3	—	—
15	Sat * at Rice	L	6 7	3-6, 2-4	—	—
27	Thu * (*1) TEXAS	L	12 49	3-7, 2-5	—	—

\* SWC game.

**► 1970 ..... 2-9, 0-7 ..... Coach Gene Stallings**

DATE	OPPONENT	W / L	SCORES	RECORD	TV	RK
SEPT. 12 Sat	WICHITA STATE	W	41 14	1-0	—	—
19 Sat	at (#12) LSU	W	20 18	2-0	—	—
26 Sat	at (#1) Ohio State	L	13 56	2-1	—	—
OCT. 3 Sat	at (#8) Michigan	L	10 14	2-2	—	—
10 Sat	* TEXAS TECH	L	7 21	2-3, 0-1	—	—
17 Sat	* TCU	L	15 31	2-4, 0-2	—	—
24 Sat	* at Baylor	L	24 29	2-5, 0-3	—	—
31 Sat	* (#8) ARKANSAS	L	6 45	2-6, 0-4	—	—
NOV. 7 Sat	* at SMU	L	3 6	2-7, 0-5	—	—
14 Sat	* RICE	L	17 18	2-8, 0-6	—	—
26 Thu	* at (#1) Texas	L	14 52	2-9, 0-7	—	—

\* SWC game.

**► 1971 ..... 5-6, 4-3 ..... Coach Gene Stallings**

DATE	OPPONENT	W / L	SCORES	RECORD	TV	ATTEN.	RK
SEPT. 11 Sat	WICHITA STATE	W	41 7	1-0	—	29,580	—
18 Sat	at LSU	L	0 37	1-1	—	68,576	—
25 Sat	at (#1) Nebraska	L	7 34	1-2	—	67,993	—
OCT. 2 Sat	CINCINNATI	L	0 17	1-3	—	26,627	—
16 Sat	* at Texas Tech	L	7 28	1-4, 0-1	—	44,380	—
20 Wed	* at TCU	L	3 14	1-5, 0-2	—	31,910	—
23 Sat	* BAYLOR	W	10 9	2-5, 1-2	—	28,662	—
30 Sat	! * at (#8) Arkansas	W	17 9	3-5, 2-2	—	54,446	—
NOV. 6 Sat	* SMU	W	27 10	4-5, 3-2	—	27,358	—
13 Sat	* at Rice	W	18 13	5-5, 4-2	—	47,000	—
25 Thu	* (#12) TEXAS	L	14 34	5-6, 4-3	—	52,090	—

\* SWC game. ! at Little Rock, Ark.

**► 1972 ..... 3-8, 2-5 ..... Coach Emory Bellard**

DATE	OPPONENT	W / L	SCORES	RECORD	TV	ATTEN.	RK
SEPT. 9 Sat	at Wichita State	W	36 13	1-0	—	22,659	—
16 Sat	at (#9) Nebraska	L	7 37	1-1	—	76,042	—
23 Sat	at (#9) LSU	L	17 42	1-2	—	68,538	—
30 Sat	ARMY	L	14 24	1-3	—	46,680	—
OCT. 14 Sat	* TEXAS TECH	L	14 17	1-4, 0-1	—	34,216	—
21 Sat	* TCU	L	10 13	1-5, 0-2	—	28,770	—
28 Sat	* at Baylor	L	13 15	1-6, 0-3	—	40,000	—
NOV. 4 Sat	* (#20) ARKANSAS	W	10 7	2-6, 1-3	—	36,723	—
11 Sat	* at SMU	W	27 17	3-6, 2-3	—	32,109	—
18 Sat	* RICE	L	14 20	3-7, 2-4	—	28,231	—
23 Thu	* at (#6) Texas	L	3 38	3-8, 2-5	ABC	68,000	—

\* SWC game.

**► 1973 ..... 5-6, 3-4 ..... Coach Emory Bellard**

DATE	OPPONENT	W / L	SCORES	RECORD	TV	ATTEN.	RK
SEPT. 15 Sat	WICHITA STATE	W	48 0	1-0	—	31,474	—
22 Sat	at (#11) LSU	L	23 28	1-1	—	68,394	—
29 Sat	BOSTON COLLEGE	L	24 32	1-2	—	36,317	—
OCT. 6 Sat	at Clemson	W	30 15	2-2	—	30,000	—
13 Sat	* at Texas Tech	L	16 28	2-3, 0-1	—	50,102	—
20 Sat	* at TCU	W	35 16	3-3, 1-1	—	32,010	—
27 Sat	* BAYLOR	W	28 22	4-3, 2-1	—	44,182	—
NOV. 3 Sat	* at Arkansas	L	10 14	4-4, 2-2	—	37,261	—
10 Sat	* SMU	W	45 10	5-4, 3-2	—	37,180	—
17 Sat	* at Rice	L	20 24	5-5, 3-3	—	45,000	—
22 Thu	* (#11) TEXAS	L	13 42	5-6, 3-4	—	52,974	—

\* SWC game.

**► 1974 ..... 8-3, 5-2 ..... Coach Emory Bellard**

DATE	OPPONENT	W / L	SCORES	RECORD	TV	ATTEN.	RK
SEPT. 14 Sat	CLEMSON	W	24 0	1-0	—	38,792	20
21 Sat	at (#7) LSU	W	21 14	2-0	—	69,088	12
28 Sat	at Washington	W	28 15	3-0	—	54,000	9
OCT. 5 Sat	at Kansas	L	10 28	3-1	—	36,230	5
12 Sat	* (#7) TEXAS TECH	W	28 7	4-1, 1-0	ABC-R	50,620	16
19 Sat	* TCU	W	17 0	5-1, 2-0	—	36,701	8
26 Sat	* at Baylor	W	20 0	6-1, 3-0	—	48,500	8
NOV. 2 Sat	* ARKANSAS	W	20 10	7-1, 4-0	—	47,887	8
9 Sat	* at SMU	L	14 18	7-2, 4-1	—	44,463	5
16 Sat	* RICE	W	37 7	8-2, 5-1	—	45,334	8
29 Thu	* at (#17) Texas	L	3 32	8-3, 5-2	ABC-R	77,584	10

\* SWC game.

**► 1975 ..... 10-2, 6-1 ..... Coach Emory Bellard**

**SWC TRI-CHAMPIONS**

DATE	OPPONENT	W / L	SCORES	RECORD	TV	ATTEN.	RK
SEPT. 13 Sat	OLE MISS	W	7 0	1-0	—	47,021	9
20 Sat	at LSU	W	39 8	2-0	—	69,445	11
27 Sat	ILLINOIS	W	43 13	3-0	ABC-R	45,524	8
OCT. 4 Sat	at Kansas State	W	10 0	4-0	—	37,100	6
11 Sat	* at Texas Tech	W	38 9	5-0, 1-0	—	52,254	6
18 Sat	* at TCU	W	14 6	6-0, 2-0	—	34,210	5
25 Sat	* BAYLOR	W	19 10	7-0, 3-0	—	53,693	5
NOV. 8 Sat	* SMU	W	36 3	8-0, 4-0	—	49,809	4
15 Sat	* at Rice	W	33 14	9-0, 5-0	—	67,000	3
28 Fri	* (#5) TEXAS	W	20 10	10-0, 6-0	ABC-R	56,679	2
DEC. 6 Sat	! * at (#18) Arkansas	L	6 31	10-1, 6-1	ABC	52,000	2
22 Mon	† vs USC	L	0 20	10-2	ABC	52,129	6

\* SWC game. ! at Little Rock, Arkansas. † Liberty Bowl, Memphis, Tennessee.

**► 1976 ..... 10-2, 6-2 ..... Coach Emory Bellard**

DATE	OPPONENT	W / L	SCORES	RECORD	TV	ATTEN.	RK
SEPT. 11 Sat	VIRGINIA TECH	W	19 0	1-0	—	44,039	14
18 Sat	KANSAS STATE	W	34 14	2-0	—	50,027	11
25 Sat	* at Houston	L	10 21	2-1, 0-1	—	70,001	9
OCT. 2 Sat	at Illinois	W	14 7	3-1	—	67,543	—
9 Sat	* (#15) TEXAS TECH	L	16 27	3-2, 0-2	—	52,651	17
16 Sat	* BAYLOR	W	24 0	4-2, 1-2	—	52,241	—
23 Sat	* RICE	W	57 34	5-2, 2-2	—	47,354	—
30 Sat	* at SMU	W	36 0	6-2, 3-2	ABC-R	35,213	—
NOV. 13 Sat	! * at (#14) Arkansas	W	31 10	7-2, 4-2	ABC	47,000	17
20 Sat	* TCU	W	59 10	8-2, 5-2	—	44,055	11
25 Thu	* at Texas	W	27 3	9-2, 6-2	ABC-R	70,000	11
JAN. 2 Sun	† vs Florida	W	37 14	10-2	CBS	33,250	10

\* SWC game. ! at Little Rock, Arkansas. † Sun Bowl, El Paso, Texas.

**► 1977 ..... 8-4, 6-2 ..... Coach Emory Bellard**

DATE	OPPONENT	W / L	SCORES	RECORD	TV	ATTEN.	RK
SEPT. 10 Sat	KANSAS	W	28 14	1-0	—	51,454	9
17 Sat	at Virginia Tech	W	27 6	2-0	—	33,500	7
24 Sat	* at (#7) Texas Tech	W	33 17	3-0, 1-0	—	55,008	6
OCT. 1 Sat	at (#3) Michigan	L	3 41	3-1	ABC	104,802	5
15 Sat	* at Baylor	W	38 31	4-1, 2-0	—	45,000	13
22 Sat	* at Rice	W	28 14	5-1, 3-0	—	57,500	12
29 Sat	* SMU	W	38 21	6-1, 4-0	—	53,932	12
NOV. 12 Sat	* (#8) ARKANSAS	L	20 26	6-2, 4-1	—	55,028	11
19 Sat	* at TCU	W	52 23	7-2, 5-1	—	28,563	14
26 Sat	* (#1) TEXAS	L	28 57	7-3, 5-2	—	57,443	12
DEC. 3 Sat	* HOUSTON	W	27 7	8-3, 6-2	ABC-R	51,790	tt17
31 Sat	† vs (#20) USC	L	28 47	8-4	Mizlou	52,842	tt17

\* SWC game. † Bluebonnet Bowl, Astrodome, Houston.

**► 1978 ..... 8-4, 4-4 ..... Coach Emory Bellard**

DATE	OPPONENT	W / L	SCORES	RECORD	TV	ATTEN.	RK
SEPT. 9 Sat	at Kansas	W	37 10	1-0	—	37,640	16
23 Sat	at Boston College	W	37 2	2-0	—	26,012	9
30 Sat	MEMPHIS STATE	W	58 0	3-0	—	56,818	8
OCT. 7 Sat	* TEXAS TECH	W	38 9	4-0, 1-0	—	56,121	7
14 Sat	* at (#17) Houston	L	0 33	4-1, 1-1	—	52,156	6
21 Sat	* BAYLOR	L	6 24	4-2, 1-2	—	55,458	12

**Coach Tom Wilson**

NOV. 28 Sat	* RICE	W	38 21	5-2, 2-2	—	51,461	—
4 Sat	* at SMU	W	20 17	6-2, 3-2	ABC-R	57,208	—
18 Sat	! * at (#13) Arkansas	L	7 26	6-3, 3-3	ABC-R	54,118	—
25 Sat	* TCU	W	15 7	7-3, 4-3	—	41,484	—
DEC. 2 Sat	* at (#14) Texas	L	7 22	7-4, 4-4	ABC	78,413	—
20 Wed	† vs (#19) Iowa State	W	28 12	8-4	Mizlou	41,150	—

\* SWC game. ! at Little Rock, Arkansas. † Hall of Fame Bowl, Legion Field, Birmingham, Alabama.

► **1979** ..... 6-5, 4-4 ..... Coach Tom Wilson

DATE	OPPONENT	W / L	SCORES	RECORD	TV	ATTEN.	RK
SEPT. 8 Sat	* vs BYU	L	17 18	0-1	—	40,000	14
15 Sat	* at Baylor	L	7 17	0-2, 0-1	—	48,500	—
22 Sat	at (*6) Penn State	W	27 14	1-2	—	77,576	—
29 Sat	at Memphis State	W	17 7	2-2	—	38,477	—
OCT. 6 Sat	* at Texas Tech	L	20 21	2-3, 0-2	—	52,468	—
13 Sat	* (*7) HOUSTON	L	14 17	2-4, 0-3	—	59,545	—
27 Sat	* at Rice	W	41 15	3-4, 1-3	—	43,000	—
NOV. 3 Sat	* SMU	W	47 14	4-4, 2-3	ABC-R	58,690	—
17 Sat	* (*9) ARKANSAS	L	10 22	4-5, 2-4	—	62,648	—
24 Sat	* at TCU	W	30 7	5-5, 3-4	—	27,229	—
DEC. 1 Sat	* (*6) TEXAS	W	13 7	6-5, 4-4	—	69,017	—

\* SWC game. \* at Rice Stadium, Houston.

► **1980** ..... 4-7, 3-5 ..... Coach Tom Wilson

DATE	OPPONENT	W / L	SCORES	RECORD	TV	ATTEN.	RK
SEPT. 6 Sat	* at Ole Miss	W	23 20	1-0	—	47,482	—
13 Sat	at (*12) Georgia	L	0 42	1-1	—	60,150	—
20 Sat	* (*11) PENN STATE	L	9 25	1-2	—	66,783	—
OCT. 4 Sat	* TEXAS TECH	W	41 21	2-2, 1-0	—	65,379	—
11 Sat	* at Houston	L	13 17	2-3, 1-1	—	46,525	—
18 Sat	* (*13) BAYLOR	L	7 46	2-4, 1-2	—	69,588	—
25 Sat	* RICE	L	6 10	2-5, 1-3	—	51,630	—
NOV. 1 Sat	* at (*19) SMU	L	0 27	2-6, 1-4	ABC-R	41,289	—
15 Sat	* at Arkansas	L	24 27	2-7, 1-5	—	38,715	—
22 Sat	* TCU	W	13 10	3-7, 2-5	—	48,546	—
29 Sat	* at Texas	W	24 14	4-7, 3-5	—	72,537	—

\* SWC game. \* at Veterans Memorial Stadium, Jackson, Mississippi.

► **1981** ..... 7-5, 4-4 ..... Coach Tom Wilson

DATE	OPPONENT	W / L	SCORES	RECORD	TV	ATTEN.	RK
SEPT. 5 Sat	at California	W	29 28	1-0	—	40,000	—
19 Sat	at Boston College	L	12 13	1-1	—	31,000	—
26 Sat	LOUISIANA TECH	W	43 7	2-1	—	56,217	—
OCT. 3 Sat	* at Texas Tech	W	24 23	3-1, 1-0	—	50,081	—
10 Sat	* HOUSTON	W	7 6	4-1, 2-0	—	66,569	—
17 Sat	* at Baylor	L	17 19	4-2, 2-1	—	45,000	—
24 Sat	* at Rice	W	51 26	5-2, 3-1	—	52,000	—
31 Sat	* (*13) SMU	L	7 27	5-3, 3-2	—	62,646	—
NOV. 14 Sat	* (*16) ARKANSAS	L	7 10	5-4, 3-3	ABC-R	62,003	—
21 Sat	* TCU	W	37 7	6-4, 4-3	—	29,483	—
26 Thu	* (*7) TEXAS	L	13 21	6-5, 4-4	—	71,731	—
DEC. 12 Sat	† vs Oklahoma State	W	33 16	7-5	Mizlou	48,600	—

\* SWC game. † Independence Bowl, Shreveport, Louisiana.

► **1982** ..... 5-6, 3-5 ..... Coach Jackie Sherrill

DATE	OPPONENT	W / L	SCORES	RECORD	TV	ATTEN.	RK
SEPT. 4 Sat	BOSTON COLLEGE	L	16 38	0-1	ABC	55,177	—
18 Sat	UT ARLINGTON	W	61 22	1-1	—	54,098	—
25 Sat	LOUISIANA TECH	W	38 27	2-1	—	53,214	—
OCT. 2 Sat	* TEXAS TECH	L	15 24	2-2, 0-1	CBS-R	59,416	—
9 Sat	* at Houston	L	20 24	2-3, 0-2	—	46,302	—
16 Sat	* BAYLOR	W	28 23	3-3, 1-2	—	64,017	—
23 Sat	* RICE	W	49 7	4-3, 2-2	—	53,767	—
30 Sat	* at (*4) SMU	L	9 47	4-4, 2-3	CBS	50,008	—
NOV. 13 Sat	* at (*10) Arkansas	L	0 35	4-5, 2-4	—	53,410	—
20 Sat	* TCU	W	34 14	5-5, 3-4	—	51,892	—
25 Sat	* at (*14) Texas	L	16 53	5-6, 3-5	—	72,368	—

\* SWC game. † at Little Rock, Arkansas.

► **1983** ..... 5-5-1, 4-3-1 ..... Coach Jackie Sherrill

DATE	OPPONENT	W / L / T	SCORES	RECORD	TV	ATTEN.	RK
SEPT. 3 Sat	CALIFORNIA	L	17 19	0-1	—	51,971	—
17 Sat	ARKANSAS STATE	W	38 17	1-1	—	50,064	—
24 Sat	OKLAHOMA STATE	L	15 34	1-2	CBS	53,638	—
OCT. 1 Sat	* at Texas Tech	L	0 3	1-3, 0-1	—	52,109	—
8 Sat	* HOUSTON	W	30 7	2-3, 1-1	—	57,622	—
15 Sat	* at Baylor	T	13 13	2-3-1, 1-1-1	WTBS	40,000	—
22 Sat	* at Rice	W	29 10	3-3-1, 2-1-1	—	40,000	—
29 Sat	* (*10) SMU	L	7 10	3-4-1, 2-2-1	—	60,219	—
NOV. 12 Sat	* ARKANSAS	W	36 23	4-4-1, 3-2-1	—	58,597	—
19 Sat	* at TCU	W	20 10	5-4-1, 4-2-1	—	28,640	—
26 Sat	* (*2) TEXAS	L	13 45	5-5-1, 4-3-1	ABC	76,751	—

\* SWC game. † at Little Rock, Arkansas.

► **1984** ..... 6-5, 3-5 ..... Coach Jackie Sherrill

DATE	OPPONENT	W / L	SCORES	RECORD	TV	ATTEN.	RK
SEPT. 1 Sat	UTEP	W	20 17	1-0	Gaylord-R	42,658	—
22 Sat	IOWA STATE	W	38 17	2-0	Gaylord-R	45,239	—
29 Sat	ARKANSAS STATE	W	22 21	3-0	Gaylord-R	45,282	—
OCT. 6 Sat	* TEXAS TECH	L	12 30	3-1, 0-1	Raycom-R	51,365	—
13 Sat	* at Houston	L	7 9	3-2, 0-2	—	34,103	—
20 Sat	* BAYLOR	L	16 20	3-3, 0-3	—	54,618	—
27 Sat	* RICE	W	38 14	4-3, 1-3	—	43,108	—
NOV. 3 Sat	* at (*19) SMU	L	20 28	4-4, 1-4	—	47,113	—
17 Sat	* at Arkansas	L	0 28	4-5, 1-5	Raycom-R	38,020	—
24 Sat	* (*17) TCU	W	35 21	5-5, 2-5	—	38,209	—
DEC. 1 Sat	* at (*13) Texas	W	37 12	6-5, 3-5	ESPN	81,309	—

\* SWC game.

► **1985** ..... 10-2, 7-1 ..... Coach Jackie Sherrill

**SWC CHAMPIONS**

DATE	OPPONENT	W / L	SCORES	RECORD	TV	ATTEN.	RK
SEPT. 14 Sat	* at (*20) Alabama	L	10 23	0-1	ESPN	74,697	—
21 Sat	NORTHEAST LOUISIANA	W	31 17	1-1	—	46,851	—
28 Sat	TULSA	W	45 10	2-1	—	44,593	—
OCT. 5 Sat	* at Texas Tech	W	28 27	3-1, 1-0	—	50,148	—
12 Sat	* HOUSTON	W	43 16	4-1, 2-0	—	55,711	—
19 Sat	* at (*14) Baylor	L	15 20	4-2, 2-1	—	48,500	—
26 Sat	* at Rice	W	43 28	5-2, 3-1	—	41,195	—
NOV. 2 Sat	* (*19) SMU	W	19 17	6-2, 4-1	ESPN	54,597	—
16 Sat	* (*9) ARKANSAS	W	10 6	7-2, 5-1	ESPN	58,632	—
23 Sat	* at TCU	W	53 6	8-2, 6-1	—	38,782	19
28 Thu	* (*18) TEXAS	W	42 10	9-2, 7-1	ESPN	77,607	15
JAN. 1 Wed	† vs (*16) Auburn	W	36 16	10-2	CBS	73,137	11

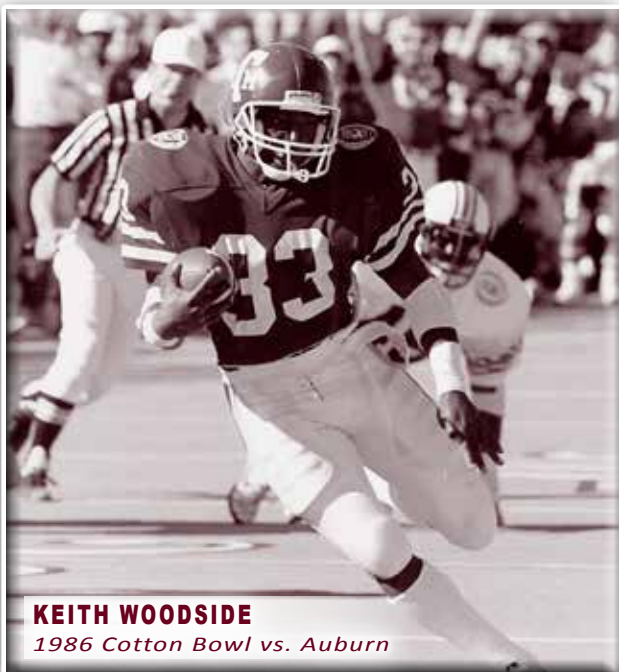
\* SWC game. \* at Legion Field, Birmingham, Alabama. † Mobil Cotton Bowl, Dallas.

► **1986** ..... 9-3, 7-1 ..... Coach Jackie Sherrill

**SWC CHAMPIONS**

DATE	OPPONENT	W / L	SCORES	RECORD	TV	ATTEN.	RK
SEPT. 13 Sat	at (*14) LSU	L	17 35	0-1	ESPN	79,713	7
20 Sat	NORTH TEXAS STATE	W	48 28	1-1	—	54,406	16
27 Sat	SOUTHERN MISS	W	16 7	2-1	—	54,938	14
OCT. 4 Sat	* TEXAS TECH	W	45 8	3-1, 1-0	—	62,876	14
11 Sat	* at Houston	W	19 7	4-1, 2-0	Raycom-R	28,277	14
18 Sat	* (*20) BAYLOR	W	31 30	5-1, 3-0	ABC-R	74,739	11
25 Sat	* RICE	W	45 10	6-1, 4-0	—	51,885	10
NOV. 1 Sat	* at SMU	W	39 35	7-1, 5-0	—	58,125	10
15 Sat	* at (*17) Arkansas	L	10 14	7-2, 5-1	ABC-R	54,912	7
22 Sat	* TCU	W	74 10	8-2, 6-1	Raycom-R	59,126	13
27 Thu	* at Texas	W	16 3	9-2, 7-1	ESPN	75,623	10
JAN. 1 Thu	† vs (*11) Ohio State	L	12 28	9-3	CBS	74,188	8

\* SWC game. † at Little Rock, Arkansas. † Mobil Cotton Bowl, Dallas.



**KEITH WOODSIDE**  
1986 Cotton Bowl vs. Auburn



► **1987** ..... 10-2, 6-1 ..... Coach Jackie Sherrill  
**SWC CHAMPIONS**

DATE	OPPONENT	W / L	SCORES	RECORD	TV	ATTEN.	RK
<b>SEPT.</b> 13 Sat	(*6) LSU	L	3 17	0-1	ESPN	71,282	15
20 Sat	(*10) WASHINGTON	W	29 12	1-1	ESPN	58,178	15
27 Sat	* vs Southern Miss	W	27 14	2-1	—	22,150	16
<b>OCT.</b> 4 Sat	* at Texas Tech	L	21 27	2-2, 0-1	Raycom-R	42,625	15
11 Sat	* HOUSTON	W	22 17	3-2, 1-1	—	64,415	—
18 Sat	* at Baylor	W	34 10	4-2, 2-1	Raycom-R	46,812	—
25 Sat	* at Rice	W	34 21	5-2, 3-1	—	32,500	—
<b>NOV.</b> 1 Sat	LOUISIANA TECH	W	32 3	6-2	—	53,779	—
15 Sat	* (*20) ARKANSAS	W	14 0	7-2, 4-1	—	73,511	19
22 Sat	* at TCU	W	42 24	8-2, 5-1	Raycom-R	40,164	16
27 Thu	* TEXAS	W	20 13	9-2, 6-1	ESPN	78,573	15
<b>JAN.</b> 1 Fri	† vs (*13) Notre Dame	W	35 10	10-2	CBS	73,006	15

\* SWC game. † at Veterans Memorial Stadium, Jackson, Mississippi. † Mobil Cotton Bowl, Dallas.

► **1988** ..... 7-5, 6-1 ..... Coach Jackie Sherrill

DATE	OPPONENT	W / L	SCORES	RECORD	TV	ATTEN.	RK
<b>AUG.</b> 27 Sat	* vs (*2) Nebraska	L	14 23	0-1	Raycom	58,172	10
<b>SEPT.</b> 3 Sat	at (*17) LSU	L	0 27	0-2	—	79,018	11
24 Sat	at (*18) Oklahoma State	L	15 52	0-3	—	50,440	—
<b>OCT.</b> 1 Sat	* TEXAS TECH	W	50 15	1-3, 1-0	—	63,822	—
8 Sat	* at Houston	W	30 16	2-3, 2-0	—	42,361	—
15 Sat	* BAYLOR	W	28 14	3-3, 3-0	—	67,884	—
22 Sat	* RICE	W	24 10	4-3, 4-0	—	53,727	—
<b>NOV.</b> 5 Sat	LOUISIANA TECH	W	56 17	5-3	—	48,023	—
12 Sat	* at (*11) Arkansas	L	20 25	5-4, 4-1	—	53,818	—
19 Sat	* TCU	W	18 0	6-4, 5-1	Raycom-R	52,969	—
24 Thu	* at Texas	W	28 24	7-4, 6-1	ESPN	77,809	—
<b>DEC.</b> 1 Thu	(*20) ALABAMA	L	10 30	7-5	ESPN	59,152	—

\* SWC game. † Kickoff Classic, Giants Stadium, East Rutherford, N.J.

► **1989** ..... 8-4, 6-2 ..... Coach R.C. Slocum

DATE	OPPONENT	W / L	SCORES	RECORD	TV	ATTEN.	RK
<b>SEPT.</b> 2 Sat	(*7) LSU	W	28 16	1-0	ESPN	61,733	—
9 Sat	at Washington	L	6 19	1-1	ABC-R	69,434	15
16 Sat	* at TCU	W	44 7	2-1, 1-0	—	42,960	21
30 Sat	SOUTHERN MISS	W	31 14	3-1	—	58,843	22
<b>OCT.</b> 7 Sat	* at Texas Tech	L	24 27	3-2, 1-1	Raycom-R	50,743	19
14 Sat	* (*8) HOUSTON	W	17 13	4-2, 2-1	—	66,423	—
21 Sat	* at Baylor	W	14 11	5-2, 3-1	—	45,565	23
28 Sat	* at Rice	W	45 7	6-2, 4-1	—	30,900	21
<b>NOV.</b> 4 Sat	* SMU	W	63 14	7-2, 5-1	—	48,948	20
24 Sat	* (*10) ARKANSAS	L	22 23	7-3, 5-2	CBS	57,876	14
<b>DEC.</b> 2 Sat	* TEXAS	W	21 10	8-3, 6-2	ESPN	76,803	16
30 Sat	† vs (*23) Pittsburgh	L	28 31	8-4	CBS	44,887	16

\* SWC game. † John Hancock Bowl, Sun Bowl, El Paso, Texas.

► **1990** ..... 9-3-1, 5-2-1 ..... Coach R.C. Slocum

DATE	OPPONENT	W / L	SCORES	RECORD	TV	ATTEN.	RK
<b>SEPT.</b> 1 Sat	at Hawai'i	W	28 13	1-0	ESPN	38,237	13
15 Sat	SW LOUISIANA	W	63 14	2-0	—	51,317	12
22 Sat	NORTH TEXAS	W	40 8	3-0	—	52,049	12
29 Sat	at LSU	L	8 17	3-1	—	77,703	11
<b>OCT.</b> 6 Sat	* TEXAS TECH	W	28 24	4-1, 1-0	—	68,593	19
13 Sat	* at (*12) Houston	L	31 36	4-2, 1-1	—	45,141	20
20 Sat	* BAYLOR	T	20 20	4-2-1, 1-1-1	—	61,017	25
27 Sat	* RICE	W	41 15	5-2-1, 2-1-1	—	52,158	—
<b>NOV.</b> 3 Sat	* at SMU	W	38 17	6-2-1, 3-1-1	—	23,783	—
17 Sat	* at Arkansas	W	20 16	7-2-1, 4-1-1	—	46,418	—
24 Sat	* TCU	W	56 10	8-2-1, 5-1-1	Raycom-R	40,378	—
<b>DEC.</b> 1 Sat	* at (*5) Texas	L	27 28	8-3-1, 5-2-1	CBS	82,518	—
29 Sat	† vs (*13) BYU	W	65 14	9-3-1	ESPN	61,441	—

\* SWC game. † Sea World Holiday Bowl, Jack Murphy Stadium, San Diego, California.

► **1991** ..... 10-2, 8-0 ..... Coach R.C. Slocum  
**SWC CHAMPIONS**

DATE	OPPONENT	W / L	SCORES	RECORD	TV	ATTEN.	RK
<b>SEPT.</b> 14 Sat	LSU	W	45 7	1-0	Raycom-R	66,281	20
21 Sat	at Tulsa	L	34 35	1-1	Raycom-R	30,122	15
28 Sat	SW LOUISIANA	W	34 7	2-1	—	56,271	—
<b>OCT.</b> 5 Sat	* at Texas Tech	W	37 14	3-1, 1-0	Raycom-R	50,577	23
19 Sat	* at (*16) Baylor	W	34 12	4-1, 2-0	ABC-R	50,267	19
26 Sat	* HOUSTON	W	27 18	5-1, 3-0	—	65,812	13
<b>NOV.</b> 2 Sat	* at Rice	W	38 21	6-1, 4-0	—	42,600	12
7 Thu	* at TCU	W	44 7	7-1, 5-0	ESPN	27,762	12
16 Sat	* ARKANSAS	W	13 3	8-1, 6-0	ESPN	62,487	13
23 Sat	* SMU	W	65 6	9-1, 7-0	—	52,523	12
28 Thu	* TEXAS	W	31 14	10-1, 8-0	ESPN	76,532	10
<b>JAN.</b> 1 Wed	† vs (*5) Florida State	L	2 10	10-2	CBS	73,728	9

\* SWC game. † Mobil Cotton Bowl, Dallas.

► **1992** ..... 12-1, 7-0 ..... Coach R.C. Slocum  
**SWC CHAMPIONS**

DATE	OPPONENT	W / L	SCORES	RECORD	TV	ATTEN.	RK
<b>AUG.</b> 26 Wed	* vs (*17) Stanford	W	10 7	1-0	Raycom	35,240	7
<b>SEPT.</b> 5 Sat	at LSU	W	31 22	2-0	ABC-R	69,313	7
12 Sat	TULSA	W	19 9	3-0	—	58,926	7
19 Sat	at Missouri	W	26 13	4-0	—	42,031	5
<b>OCT.</b> 3 Sat	* TEXAS TECH	W	19 17	5-0, 1-0	Raycom-R	69,817	5
17 Sat	* RICE	W	35 9	6-0, 2-0	—	53,387	5
24 Sat	* BAYLOR	W	19 13	7-0, 3-0	ABC-R	66,542	5
31 Sat	* at SMU	W	41 7	8-0, 4-0	—	41,417	5
<b>NOV.</b> 7 Sat	LOUISVILLE	W	40 18	9-0	ABC-R	48,848	5
12 Thu	* at Houston	W	38 30	10-0, 5-0	ESPN	38,644	4
21 Sat	* TCU	W	37 10	11-0, 6-0	ABC-R	55,086	4
26 Thu	* at Texas	W	34 13	12-0, 7-0	ESPN	81,170	4
<b>JAN.</b> 1 Fri	† vs (*5) Notre Dame	L	3 28	12-1	NBC	71,615	4

\* SWC game. † Disneyland Pigskin Classic, Anaheim Stadium, Anaheim, Calif. † Mobil Cotton Bowl, Dallas.

► **1993** ..... 10-2 ..... Coach R.C. Slocum  
**SWC CHAMPIONS**

DATE	OPPONENT	W / L	SCORES	RECORD	TV	ATTEN.	RK
<b>SEPT.</b> 4 Sat	LSU	W	24 0	1-0	ABC-R	61,307	5
11 Sat	at (*17) Oklahoma	L	14 44	1-1	ABC-R	68,211	5
18 Sat	MISSOURI	W	73 0	2-1	Raycom-R	51,778	16
<b>OCT.</b> 2 Sat	* at Texas Tech	W	31 6	3-1, 1-0	ABC-R	50,748	14
9 Sat	* HOUSTON	W	34 10	4-1, 2-0	Raycom-R	60,575	14
16 Sat	* at Baylor	W	34 17	5-1, 3-0	Raycom-R	43,716	13
23 Sat	* at Rice	W	38 10	6-1, 4-0	—	46,800	11
30 Sat	* SMU	W	37 13	7-1, 5-0	—	53,076	11
<b>NOV.</b> 13 Sat	(*20) LOUISVILLE	W	42 7	8-1	ESPN	56,161	11
20 Sat	* at TCU	W	59 3	9-1, 6-0	Raycom-R	33,537	10
25 Thu	* TEXAS	W	18 9	10-1, 7-0	ESPN	74,748	8
<b>JAN.</b> 1 Sat	† vs (*4) Notre Dame	L	21 24	10-2	NBC	69,855	7


\* SWC game. † Mobil Cotton Bowl, Dallas.

► **1994** ..... 10-0-1 ..... Coach R.C. Slocum  
**SWC CHAMPIONS**

DATE	OPPONENT	W / L	SCORES	RECORD	TV	ATTEN.	RK
<b>SEPT.</b> 3 Sat	at LSU	W	18 13	1-0	—	75,504	15
10 Sat	(*15) OKLAHOMA	W	36 14	2-0	—	72,577	16
24 Sat	SOUTHERN MISS	W	41 17	3-0	—	56,007	12
<b>OCT.</b> 1 Sat	* TEXAS TECH	W	23 17	4-0, 1-0	—	64,242	10
8 Sat	* at Houston	W	38 7	5-0, 2-0	—	40,184	10
15 Sat	* BAYLOR	W	41 21	6-0, 3-0	—	70,111	7
22 Sat	* RICE	W	7 0	7-0, 4-0	—	56,214	6
29 Sat	!* vs SMU	T	21 21	7-0-1, 4-0-1	—	51,056	7
<b>NOV.</b> 5 Sat	* at Texas	W	34 10	8-0-1, 5-0-1	—	82,312	11
12 Sat	at Louisville	W	26 10	9-0-1	—	36,112	9
19 Sat	* TCU	W	34 17	10-0-1, 6-0-1	—	58,113	9

\* SWC game. ! at Alamodome, San Antonio.

HISTORY



**SIRR PARKER**  
1998 Big 12 Championship

► **1995** ..... 9-3, 5-2 ..... Coach R.C. Slocum

DATE	OPPONENT	W / L	SCORES	RECORD	TV	ATTEN.	RK
SEPT. 2 Sat	LSU	W	33 17	1-0	ABC-R	70,057	3
16 Sat	TULSA	W	52 9	2-0	Raycom-R	57,067	3
23 Sat	at (#7) Colorado	L	21 29	2-1	ABC	53,849	3
OCT. 7 Sat	* at Texas Tech	L	7 14	2-2, 0-1	—	51,205	8
14 Sat	* SMU	W	20 17	3-2, 1-1	—	59,573	22
21 Sat	* at Baylor	W	24 9	4-2, 2-1	—	51,218	22
28 Sat	* HOUSTON	W	31 7	5-2, 3-1	—	58,277	19
NOV. 9 Thu	* at Rice	W	17 10	6-2, 4-1	ESPN	39,500	18
18 Sat	MIDDLE TENNESSEE ST	W	56 14	7-2	—	53,549	15
25 Sat	* at TCU	W	38 6	8-2, 5-1	—	44,282	16
DEC. 2 Sat	* (#6) TEXAS	L	6 16	8-3, 5-2	ABC	76,221	16
29 Fri	† vs (#14) Michigan	W	22 20	9-3	ESPN	64,597	19

\* SWC game. † Builders Square Alamo Bowl, Alamodome, San Antonio.

► **1996** ..... 6-6, 4-4 ..... Coach R.C. Slocum

DATE	OPPONENT	W / L	SCORES	RECORD	TV	ATTEN.	RK
AUG. 24 Sat	* at BYU	L	37 41	0-1	ABC	55,229	12
SEPT. 14 Sat	at SW Louisiana	L	22 29	0-2	—	38,783	25
21 Sat	NORTH TEXAS	W	55 0	1-2	—	56,308	—
28 Sat	* (#12) COLORADO	L	10 24	1-3, 0-1	ABC-R	70,339	—
OCT. 5 Sat	LOUISIANA TECH	W	63 13	2-3, 0-1	—	52,522	—
12 Sat	* at Iowa State	W	24 21	3-3, 1-1	FSN-R	44,950	—
19 Sat	* (#19) KANSAS STATE	L	20 23	3-4, 1-2	FSN-R	64,155	—
26 Sat	* TEXAS TECH	L	10 13	3-5, 1-3	FSN-R	70,147	—
NOV. 2 Sat	* at Oklahoma State	W	38 19	4-5, 2-3	—	41,250	—
9 Sat	* at Baylor	W	24 7	5-5, 3-3	ABC-R	45,112	—
16 Sat	* OKLAHOMA	W	33 16	6-5, 4-3	ABC-R	66,161	—
29 Fri	* at Texas	L	15 51	6-6, 4-4	ABC	81,887	—

\* Big 12 game. \* Pigskin Classic, Provo, Utah.

► **1997** ..... 9-4, 6-2 ..... Coach R.C. Slocum

**BIG 12 SOUTH CHAMPIONS**

DATE	OPPONENT	W / L	SCORES	RECORD	TV	ATTEN.	RK
SEPT. 6 Sat	SAM HOUSTON STATE	W	59 6	1-0	—	58,619	—
20 Sat	SW LOUISIANA	W	66 0	2-0	FSN-R	54,603	—
27 Sat	* vs North Texas	W	36 10	3-0	—	42,224	18
OCT. 4 Sat	* at (#16) Colorado	W	16 10	4-0, 1-0	ABC-R	50,877	17
11 Sat	* IOWA STATE	W	56 17	5-0, 2-0	—	58,159	13
18 Sat	* at (#20) Kansas State	L	17 36	5-1, 2-1	ABC-R	43,601	14
25 Sat	* at Texas Tech	L	13 16	5-2, 2-2	—	50,513	20
NOV. 1 Sat	* (#19) OKLAHOMA ST (OT)	W	28 25	6-2, 3-2	FSN	60,776	25
8 Sat	* BAYLOR	W	38 10	7-2, 4-2	—	64,006	21
15 Sat	* at Oklahoma	W	51 7	8-2, 5-2	FSN	64,929	18
28 Fri	* TEXAS	W	27 16	9-2, 6-2	ABC	75,349	15
DEC. 6 Sat	! vs (#2) Nebraska	L	15 54	9-3	ABC	64,824	14
JAN. 1 Thu	† vs (#5) UCLA	L	23 29	9-4	CBS	59,215	20

\* Big 12 game. \* at Texas Stadium, Irving.

! Dr Pepper Big 12 Championship, Alamodome, San Antonio. † Southwestern Bell Cotton Bowl, Dallas.

► **1998** ..... 11-3, 7-1 ..... Coach R.C. Slocum

**BIG 12 CHAMPIONS**

DATE	OPPONENT	W / L	SCORES	RECORD	TV	ATTEN.	RK
AUG. 31 Mon	! vs (#2) Florida State	L	14 23	0-1	ABC	59,232	14
SEPT. 12 Sat	LOUISIANA TECH	W	28 7	1-1	—	55,073	18
19 Sat	at Southern Miss	W	24 6	2-1	FSN	33,233	17
26 Sat	NORTH TEXAS	W	28 9	3-1	—	56,072	17
OCT. 3 Sat	* at Kansas	W	24 21	4-1, 1-0	FSN-R	36,000	18
10 Sat	* (#2) NEBRASKA	W	28 21	5-1, 2-0	ABC-R	60,798	18
17 Sat	* at Baylor	W	35 14	6-1, 3-0	—	42,333	10
24 Sat	* (#25) TEXAS TECH	W	17 10	7-1, 4-0	ABC-R	62,873	8
31 Sat	* at Oklahoma State	W	17 6	8-1, 5-0	FSN-R	47,250	8
NOV. 7 Sat	* OKLAHOMA	W	29 0	9-1, 6-0	FX	54,506	7
14 Sat	* (#13) MISSOURI	W	17 14	10-1, 7-0	FSN-R	60,433	6
27 Fri	* at Texas	L	24 26	10-2, 7-1	ABC	83,687	6
DEC. 5 Sat	§ vs (#2) Kansas State (207)	W	36 33	11-2	ABC	60,798	10
JAN. 1 Fri	† vs (#3) Ohio State	L	14 24	11-3	ABC	76,502	8

\* Big 12 game. ! Kickoff Classic, Giants Stadium, East Rutherford, N.J.

§ Dr Pepper Big 12 Championship, TWA Dome, St Louis, Mo. † Nokia Sugar Bowl, Superdome, New Orleans.

► **1999** ..... 8-4, 5-3 ..... Coach R.C. Slocum

DATE	OPPONENT	W / L	SCORES	RECORD	TV	ATTEN.	RK
SEPT. 4 Sat	! vs Louisiana Tech	W	37 17	1-0	—	40,328	7
18 Sat	TULSA	W	62 13	2-0	—	67,647	7
25 Sat	SOUTHERN MISS	W	23 6	3-0	ABC-R	65,264	5
OCT. 2 Sat	* at Texas Tech	L	19 21	3-1, 0-1	FSN	53,513	5
9 Sat	* BAYLOR	W	45 13	4-1, 1-1	—	75,476	13
16 Sat	* KANSAS	W	34 17	5-1, 2-1	FSN-R	70,232	13
23 Sat	* at Oklahoma	L	6 51	5-2, 2-2	FSN	74,552	13
30 Sat	* OKLAHOMA STATE	W	21 3	6-2, 3-2	—	74,008	22
NOV. 6 Sat	* at (#9) Nebraska	L	0 37	6-3, 3-3	ABC-R	77,705	21
13 Sat	* at Missouri	W	51 14	7-3, 4-3	FSN-R	57,472	—
26 Fri	* (#7) TEXAS	W	20 16	8-3, 5-3	ABC	86,128	24
DEC. 28 Tue	† vs (#13) Penn State	L	0 24	8-4	ESPN	65,380	18

\* Big 12 game. ! at Independence Stadium, Shreveport, La. † Sylvania Alamo Bowl, Alamodome, San Antonio.

► **2000** ..... 7-5, 5-3 ..... Coach R.C. Slocum

DATE	OPPONENT	W / L	SCORES	RECORD	TV	ATTEN.	RK
SEPT. 2 Sat	at Notre Dame	L	10 24	0-1	NBC	80,232	25
9 Sat	WYOMING	W	51 3	1-1	FSN	69,273	—
16 Sat	TEXAS-EL PASO	W	45 17	2-1	—	69,184	—
30 Sat	* TEXAS TECH	W	33 15	3-1, 1-0	FSN-R	83,644	—
OCT. 7 Sat	* COLORADO	L	19 26	3-2, 1-1	—	75,523	—
14 Sat	* at Baylor	W	24 0	4-2, 2-1	FSN-R	40,076	—
21 Sat	* at Iowa State	W	30 7	5-2, 3-1	ABC-R	48,931	—
28 Sat	* (#10) KANSAS STATE	W	26 10	6-2, 4-1	ABC-R	80,659	—
NOV. 4 Sat	* at Oklahoma State	W	21 16	7-2, 5-1	—	36,310	24
11 Sat	* (#1) OKLAHOMA	L	31 35	7-3, 5-2	ABC-R	87,188	23
24 Fri	* at (#12) Texas	L	17 43	7-4, 5-3	ABC	84,012	22
DEC. 31 Sun	† vs Mississippi State (OT)	L	41 43	7-5	ESPN	36,974	—

\* Big 12 game. † Independence Bowl, Shreveport, La.

► **2001** ..... 8-4, 4-4 ..... Coach R.C. Slocum

DATE	OPPONENT	W / L	SCORES	RECORD	TV	ATTEN.	RK
SEPT. 1 Sat	MNEESE STATE	W	38 24	1-0	—	70,656	—
6 Thu	at Wyoming	W	28 20	2-0	ESPN2	18,131	—
22 Sat	* OKLAHOMA STATE	W	21 7	3-0, 1-0	—	86,201	—
29 Sat	NOTRE DAME	W	24 3	4-0	ABC-R	87,206	—
OCT. 6 Sat	* BAYLOR	W	16 10	5-0, 2-0	—	82,589	24
13 Sat	* at (#20) Colorado	L	21 31	5-1, 2-1	—	49,521	25
20 Sat	* at Kansas State	W	31 24	6-1, 3-1	—	49,935	—
27 Sat	* IOWA STATE	W	24 21	7-1, 4-1	—	85,661	—
NOV. 3 Sat	* at Texas Tech	L	0 12	7-2, 4-2	—	52,649	24
10 Sat	* at (#3) Oklahoma	L	10 31	7-3, 4-3	ABC-R	75,525	—
23 Fri	* (#5) TEXAS	L	7 21	7-4, 4-4	ABC	87,555	—
DEC. 28 Fri	† vs TCU	W	28 9	8-4	ESPN	53,480	—

\* Big 12 game. † galleryfurniture.com Bowl, AstroDome, Houston, Texas.



**RED, WHITE & BLUE OUT**  
Sept. 22, 2001

**► 2002 ..... 6-6, 3-5 ..... Coach R.C. Slocum**

DATE	OPPONENT	W / L	SCORES	RECORD	TV	ATTEN.	RK
AUG. 31	Sat LOUISIANA-LAFAYETTE	W	31 7	1-0	—	75,087	23
SEPT. 7	Sat at Pittsburgh	W	14 12	2-0	ESPN	45,489	20
21	Sat (*7) VIRGINIA TECH	L	3 13	2-1	ABC-R	83,746	19
28	Sat LOUISIANA TECH	W	31 3	3-1	—	72,802	24
OCT. 5	Sat * TEXAS TECH (OT)	L	47 48	3-2, 0-1	—	86,478	23
12	Sat * at Baylor	W	41 0	4-2, 1-1	FSN-R	38,673	—
19	Sat * at Kansas	W	47 22	5-2, 2-1	—	34,000	—
26	Sat * NEBRASKA	L	31 38	5-3, 2-2	TBS	81,054	—
NOV. 2	Sat * at Oklahoma State	L	23 28	5-4, 2-3	FSN-R	47,607	—
9	Sat * (*1) OKLAHOMA	W	30 26	6-4, 3-3	ABC-R	84,036	—
16	Sat * MISSOURI (2OT)	L	27 33	6-5, 3-4	—	78,186	—
29	Fri * at (*10) Texas	L	20 50	6-6, 3-5	ABC	83,711	—

\* Big 12 game.

**► 2003 ..... 4-8, 2-6 ..... Coach Dennis Franchione**

DATE	OPPONENT	W / L	SCORES	RECORD	TV	ATTEN.	RK
AUG. 30	Sat ARKANSAS STATE	W	26 11	1-0	—	75,804	—
SEPT. 6	Sat UTAH	W	28 26	2-0	—	74,019	—
18	Thu at (*8) Virginia Tech	L	19 35	2-1	ESPN	65,115	—
27	Sat (*17) PITTSBURGH	L	26 37	2-2	ABC-R	79,116	—
OCT. 4	Sat * at Texas Tech	L	28 59	2-3, 0-1	FSN	51,772	—
11	Sat * BAYLOR	W	73 10	3-3, 1-1	—	73,030	—
18	Sat * at (*14) Nebraska	L	12 48	3-4, 1-2	FSN-R	77,604	—
25	Sat * (*18) OKLAHOMA STATE	L	10 38	3-5, 1-3	ABC-R	79,153	—
NOV. 1	Sat * KANSAS	W	45 33	4-5, 2-3	—	68,487	—
8	Sat * at (*1) Oklahoma	L	0 77	4-6, 2-4	ABC-R	83,461	—
15	Sat * at Missouri	L	22 45	4-7, 2-5	FSN-R	55,505	—
28	Fri * (*6) TEXAS	L	15 46	4-8, 2-6	ABC	84,094	—

\* Big 12 game.

**► 2004 ..... 7-5, 5-3 ..... Coach Dennis Franchione**

DATE	OPPONENT	W / L	SCORES	RECORD	TV	ATTEN.	RK
SEPT. 2	Thu at (*19) Utah	L	21 41	0-1	ESPN	45,419	—
11	Sat WYOMING	W	31 0	1-1	FSN	65,600	—
18	Sat CLEMSON	W	27 6	2-1	TBS	71,565	—
OCT. 2	Sat * KANSAS STATE	W	42 30	3-1, 1-0	TBS	72,675	—
9	Sat * at Iowa State	W	34 3	4-1, 2-0	—	44,307	—
16	Sat * at (*15) Oklahoma State	W	36 20	5-1, 3-0	FSN	47,800	23
23	Sat * COLORADO (OT)	W	29 26	6-1, 4-0	—	73,745	17
30	Sat * at Baylor (OT)	L	34 35	6-2, 4-1	—	41,283	17
NOV. 6	Sat * (*2) OKLAHOMA	L	35 42	6-3, 4-2	ABC-R	81,125	—
13	Sat * TEXAS TECH (OT)	W	32 25	7-3, 5-2	ABC-R	82,278	22
26	Fri * at (*5) Texas	L	13 26	7-4, 5-3	ABC	83,891	22
JAN. 1	Sat † vs (*15) Tennessee	L	7 38	7-5	FOX	75,704	20

\* Big 12 game. † SBC Cotton Bowl, Dallas.

**► 2005 ..... 5-6, 3-5 ..... Coach Dennis Franchione**

DATE	OPPONENT	W / L	SCORES	RECORD	TV	ATTEN.	RK
SEPT. 3	Sat at Clemson	L	24 25	0-1	ABC-R	80,000	17
17	Sat SMU	W	66 8	1-1	FSN	75,128	—
22	Thu TEXAS STATE	W	44 31	2-1	FSN-SW	72,741	—
OCT. 1	Sat * BAYLOR (OT)	W	16 13	3-1, 1-0	FSN	79,280	—
8	Sat * at Colorado	L	20 41	3-2, 1-1	FSN	50,686	—
15	Sat * OKLAHOMA STATE	W	62 23	4-2, 2-1	—	78,451	—
22	Sat * at Kansas State	W	30 28	5-2, 3-1	—	45,915	—
OCT. 29	Sat * IOWA STATE	L	14 42	5-3, 3-2	ABC-R	86,172	—
5	Sat * at (*16) Texas Tech	L	17 56	5-4, 3-3	FSN	55,755	—
12	Sat * at Oklahoma	L	30 36	5-5, 3-4	ABC-R	84,943	—
25	Fri * (*2) TEXAS	L	29 40	5-6, 3-5	ABC	86,617	—

\* Big 12 game.

**► 2006 ..... 9-4, 5-3 ..... Coach Dennis Franchione**

DATE	OPPONENT	W / L	SCORES	RECORD	TV	ATTEN.	RK
SEPT. 2	Sat THE CITADEL	W	35 3	1-0	—	70,104	—
9	Sat LOUISIANA-LAFAYETTE	W	51 7	2-0	—	67,079	—
16	Sat † vs Army	W	28 24	3-0	ESPN2	64,583	—
23	Sat LOUISIANA TECH	W	45 14	4-0	—	68,563	—
30	Sat * TEXAS TECH	L	27 31	4-1, 0-1	ABC-R	85,979	—
OCT. 7	Sat * at Kansas	W	21 18	5-1, 1-1	FSN	46,445	—
14	Sat * (*19) MISSOURI	W	25 19	6-1, 2-1	ABC-R	71,136	—
21	Sat * at Oklahoma State (OT)	W	34 33	7-1, 3-1	—	43,006	25
28	Sat * at Baylor	W	31 21	8-1, 4-1	—	51,385	22
NOV. 4	Sat * (*18) OKLAHOMA	L	16 17	8-2, 4-2	ABC-SN	85,697	21
11	Sat * NEBRASKA	L	27 28	8-3, 4-3	ABC-R	83,336	24
24	Fri * at (*11) Texas	W	12 7	9-3, 5-3	ABC	89,102	—
DEC. 28	Thu † vs (*20) California	L	10 45	9-4	ESPN	62,395	21

\* Big 12 game. † AT&T Corps Classic, San Antonio. † Pacific Life Holiday Bowl, San Diego, Calif.

**► 2007 ..... 7-6, 4-4 ..... Coach Dennis Franchione**

DATE	OPPONENT	W / L	SCORES	RECORD	TV	ATTEN.	RK
SEPT. 1	Sat MONTANA STATE	W	38 7	1-0	—	79,438	25
8	Sat FRESNO STATE (3OT)	W	47 45	2-0	FSN	75,922	23
15	Sat LOUISIANA-MONROE	W	54 14	3-0	—	77,309	25
20	Thu at Miami	L	17 34	3-1	ESPN	44,622	20
29	Sat * BAYLOR	W	34 10	4-1, 1-0	Versus	82,970	—
OCT. 6	Sat * OKLAHOMA STATE	W	24 23	5-1, 2-0	FSN	86,217	—
13	Sat * at Texas Tech	L	7 35	5-2, 2-1	ABC-R	55,491	—
20	Sat * at Nebraska	W	36 14	6-2, 3-1	—	84,473	—
27	Sat * (*12) KANSAS	L	11 19	6-3, 3-2	ESPN2	85,341	—
NOV. 3	Sat * at (*5) Oklahoma	L	14 42	6-4, 3-3	ABC-SN	85,044	—
10	Sat * at (*7) Missouri	L	26 40	6-5, 3-4	FSN	64,945	—
23	Fri * (*12) TEXAS	W	38 30	7-5, 4-4	ABC-N	88,253	—
DEC. 29	Sat † vs Penn State	L	17 24	7-6	ESPN	66,166	—

\* Big 12 game. † Valero Alamo Bowl, San Antonio.

**► 2008 ..... 4-8, 2-6 ..... Coach Mike Sherman**

DATE	OPPONENT	W / L	SCORES	RECORD	TV	ATTEN.	RK
AUG. 30	Sat ARKANSAS STATE	L	14 18	0-1	—	78,691	—
SEPT. 6	Sat at New Mexico	W	28 22	1-1	Versus	28,007	—
20	Sat MIAMI	L	23 41	1-2	ABC-R	84,165	—
27	Sat ARMY	W	21 17	2-2	Versus	84,090	—
OCT. 4	Sat * at (*21) Oklahoma State	L	28 56	2-3, 0-1	—	51,147	—
11	Sat * KANSAS STATE	L	30 44	2-4, 0-2	—	78,669	—
18	Sat * (*7) TEXAS TECH	L	25 43	2-5, 0-3	FSN	86,012	—
25	Sat * at Iowa State	W	49 35	3-5, 1-3	FCS	45,495	—
NOV. 1	Sat * COLORADO	W	24 17	4-5, 2-3	—	78,121	—
8	Sat * (*6) OKLAHOMA	L	28 66	4-6, 2-4	ABC-R	85,603	—
15	Sat * at Baylor	L	21 41	4-7, 2-5	—	43,549	—
27	Thu * at (*4) Texas	L	9 49	4-8, 2-6	ESPN	98,621	—

\* Big 12 game.

HISTORY



**► 2009** ..... 6-7, 3-5 ..... **Coach Mike Sherman**

DATE	OPPONENT	W / L	SCORES	RECORD	TV	ATTEN.	RK
SEPT. 5 Sat	NEW MEXICO	W	41 6	1-0	—	73,887	—
19 Sat	UTAH STATE	W	38 30	2-0	—	73,599	—
26 Sat	UAB	W	56 19	3-0	—	74,656	—
OCT. 3 Sat †	vs Arkansas	L	19 47	3-1	ESPN2	71,872	—
10 Sat * (*15)	OKLAHOMA STATE	L	31 36	3-2, 0-1	FSN	76,153	—
17 Sat *	at Kansas State	L	14 62	3-3, 0-2	FCS	44,934	—
24 Sat *	at (*21) Texas Tech	W	52 30	4-3, 1-2	—	57,733	—
31 Sat *	IOWA STATE	W	35 10	5-3, 2-2	—	72,530	—
NOV. 7 Sat *	at Colorado	L	34 35	5-4, 2-3	FCS	47,227	—
14 Sat *	at Oklahoma	L	10 65	5-5, 2-4	FSN	85,013	—
21 Sat *	BAYLOR	W	38 3	6-5, 3-4	—	82,106	—
26 Thu *	(*3) TEXAS	L	39 49	6-6, 3-5	ESPN	84,671	—
DEC. 28 Mon †	vs Georgia	L	20 44	6-7	ESPN2	49,653	—

\* Big 12 game. † Southwest Classic, Cowboys Stadium, Arlington. ‡ AdvoCare V100 Independence Bowl, Shreveport.

**► 2010** ..... 9-4, 6-2 ..... **Coach Mike Sherman**

**BIG 12 SOUTH TRI-CHAMPIONS**

DATE	OPPONENT	W / L	SCORES	RECORD	TV	ATTEN.	RK
SEPT. 4 Sat	STEPHEN F. AUSTIN	W	48 7	1-0	—	81,287	—
11 Sat	LOUISIANA TECH	W	48 16	2-0	—	77,579	—
18 Sat	FIU	W	27 20	3-0	—	79,069	—
30 Thu *	at Oklahoma State	L	35 38	3-1, 0-1	ESPN	48,284	—
9 Sat †	vs Arkansas	L	17 24	3-2	ABC	65,622	—
16 Sat * (*21)	MISSOURI	L	9 30	3-3, 0-2	FSN	83,453	—
23 Sat *	at Kansas	W	45 10	4-3, 1-2	FSN	44,239	—
30 Sat *	TEXAS TECH	W	42 27	5-3, 2-2	—	84,479	—
NOV. 6 Sat * (*11)	OKLAHOMA	W	33 19	6-3, 3-2	FSN	81,392	—
13 Sat *	at Baylor	W	42 30	7-3, 4-2	FSN	45,089	23
20 Sat * (*9)	NEBRASKA	W	9 6	8-3, 5-2	ABC	90,079	18
25 Thu *	at Texas	W	24 17	9-3, 6-2	ESPN	100,752	17
JAN. 7 Sat †	vs (*11) LSU	L	41 24	9-4	FOX	83,514	17

\* Big 12 game. † Southwest Classic, Cowboys Stadium, Arlington.  
‡ AT&T Cotton Bowl Classic, Arlington. 2011 (7-6, 4-5)

**► 2011** ..... 7-6, 4-5 ..... **Coach Mike Sherman**

DATE	OPPONENT	W / L	SCORES	RECORD	TV	ATTEN.	RK
SEPT. 4 Sun	SMU	W	46 14	1-0	FSN	86,951	8
17 Sat	Idaho	W	37 7	2-0	FSN-PPV	86,623	9
24 Sat (*7)	Oklahoma State	L	29 30	2-1, 0-1	ABC-R	87,358	8
OCT. 1 Sat †	vs (*18) Arkansas	L	38 42	2-2	ESPN	69,838	14
8 Sat *	at Texas Tech	W	45 20	3-2, 1-1	FX	58,416	24
15 Sat * (*20)	Baylor	W	55 28	4-2, 2-1	FX	87,361	19
22 Sat *	at Iowa State	W	33 17	5-2, 3-1	ABC-R	51,131	17
29 Sat *	Missouri (OT)	L	31 38	5-3, 3-2	FX	86,934	16
NOV. 5 Sat *	at (*6) Oklahoma	L	25 41	5-4, 3-3	ABC-R	85,709	—
12 Sat *	at (*14) Kansas State (4OT)	L	50 53	5-5, 3-4	ABC-R	46,204	—
19 Sat *	Kansas	W	61 7	6-5, 4-4	FSN	86,411	—
24 Thu *	(*25) TEXAS	L	25 27	6-6, 4-5	ESPN	88,645	—
DEC. 31 Sat †	vs Northwestern	W	33 22	7-6	ESPN	68,395	—

\* Big 12 game † Southwest Classic, Cowboys Stadium, Arlington  
‡ Meineke Car Care Bowl of Texas, Reliant Stadium, Houston

**► 2012** ..... 11-2, 6-2 ..... **Coach Kevin Sumlin**

DATE	OPPONENT	W / L	SCORES	RECORD	TV	ATTEN.	RK
SEPT. 8 Sat * (#23)	FLORIDA	L	17 20	0-1, 0-1	ESPN	87,114	—
15 Sat	at SMU	W	48 3	1-1	FSN	32,016	—
22 Sat	SOUTH CAROLINA STATE	W	70 14	2-1	FSN	86,775	—
29 Sat *	ARKANSAS	W	58 10	3-1, 1-1	SEC Net	86,442	—
OCT. 6 Sat *	at Ole Miss	W	30 27	4-1, 2-1	ESPNU	55,343	—
13 Sat †	vs (*23) Louisiana Tech	W	59 57	5-1	ESPNU	40,453	22
20 Sat * (*6)	LSU	L	19 24	5-2, 2-2	ESPN	87,429	20
27 Sat *	at Auburn	W	63 21	6-2, 3-2	ESPNU	85,119	22
NOV. 3 Sat *	at (*17) Mississippi State	W	38 13	7-2, 4-2	ESPN	55,240	16
10 Sat *	at (*1) Alabama	W	29 24	8-2, 5-2	CBS	101,821	15
17 Sat	SAM HOUSTON STATE	W	47 28	9-2	PPV	87,101	9
24 Sat *	MISSOURI	W	59 29	10-2, 6-2	ESPN2	87,222	9
JAN. 4 Fri †	vs (*12) Oklahoma	W	41 13	11-2	FOX	87,025	10

\* SEC game † Independence Stadium, Shreveport, La.  
‡ AT&T Cotton Bowl, Cowboys Stadium, Arlington, Texas

**► 2013** ..... 9-4, 4-4 ..... **Coach Kevin Sumlin**

DATE	OPPONENT	W / L	SCORES	RECORD	TV	ATTEN.	RK
AUG. 31 Sat	RICE	W	52 31	1-0	ESPN	86,686	6
SEPT. 7 Sat	SAM HOUSTON STATE	W	65 28	2-0	PPV	86,800	6
14 Sat * (*1)	ALABAMA	L	42 49	2-1, 0-1	CBS	87,596	6
21 Sat	SMU	W	42 13	3-1	ESPNU	86,543	9
28 Sat *	at Arkansas	W	45 33	4-1, 1-1	ESPN2	72,613	9
OCT. 12 Sat *	at Ole Miss	W	41 38	5-1, 2-1	ESPN	60,950	9
19 Sat * (*24)	AUBURN	L	41 45	5-2, 2-2	CBS	87,165	7
26 Sat *	VANDERBILT	W	56 24	6-2, 3-2	SEC TV	86,584	15
NOV. 2 Sat	UTEP	W	57 7	7-2	ESPN2	87,126	14
9 Sat *	MISSISSIPPI STATE	W	51 41	8-2, 4-2	CBS	88,504	13
23 Sat *	at (*18) LSU	L	10 34	8-3, 4-3	CBS	92,949	10
30 Sat *	at (*5) Missouri	L	21 28	8-4, 4-4	ESPN	67,124	21
DEC. 31 Mon †	vs (*22) Duke	W	52 48	9-4	ESPN	67,946	20

\* SEC game † Chick-fil-A Bowl, Georgia Dome, Atlanta, Ga.

**► 2014** ..... 8-5, 3-5 ..... **Coach Kevin Sumlin**

DATE	OPPONENT	W / L	SCORES	RECORD	TV	ATTEN.	RK
AUG. 28 Thu *	at South Carolina	W	52 28	1-0, 1-0	SEC NTK	82,847	21
SEPT. 6 Sat	LAMAR	W	73 3	2-0	SEC NTK	104,728	9
13 Sat	RICE	W	38 10	3-0	ESPN2	103,867	7
20 Sat	at SMU	W	58 6	4-0	ABC/ESPN2	34,820	6
27 Sat *	vs Arkansas (OT)	W	35 28	5-0, 2-0	CBS	68,113	6
OCT. 4 Sat *	at (*12) Mississippi State	L	31 48	5-1, 2-1	ESPN	61,133	6
11 Sat * (*3)	OLE MISS	L	20 35	5-2, 2-2	ESPN	110,633	14
18 Sat *	at Alabama	L	0 59	5-3, 2-3	CBS	101,821	21
NOV. 1 Sat	ULM	W	21 16	6-3	SEC NTK	100,922	—
8 Sat *	at (*3) Auburn	W	41 38	7-3, 3-3	CBS	87,451	—
15 Sat *	MISSOURI	L	27 34	7-4, 3-4	SEC NTK	104,756	—
27 Sat *	LSU	L	17 23	7-5, 3-5	SEC NTK	105,829	—
DEC. 29 Mon †	vs West Virginia	W	45 37	8-5	ESPN	51,282	—

\* SEC game † AutoZone Liberty Bowl, Liberty Bowl Stadium, Memphis, Tenn.



**JOHNNY MANZIEL**  
2012 Heisman Trophy Winner

# ALL-TIME VS. OPPONENTS

Overall (120 seasons): 709-461-48

2014 opponents highlighted

OPPONENT	W	L	T
<b>Alabama</b>	<b>2</b>	<b>5</b>	<b>0</b>
Arizona	1	0	0
<b>Arizona State</b>	<b>First meeting in 2015</b>		
<b>Arkansas</b>	<b>27</b>	<b>41</b>	<b>3</b>
Arkansas A&M	1	0	0
Arkansas State	3	1	0
Army	3	1	0
<b>Auburn</b>	<b>4</b>	<b>1</b>	<b>0</b>
Austin College	12	0	0
<b>Ball State</b>	<b>First meeting in 2015</b>		
Baylor	68	31	9
Boston College	1	3	0
Brigham Young	1	2	0
Bryan Air Field	2	0	0
California	1	2	0
Camp Mabry	1	0	0
Camp Travis	1	0	0
C.C. Travis Remount	1	0	0
Centenary	3	6	0
Centre College	1	0	0
Cincinnati	0	1	0
The Citadel	1	0	0
Clemson	3	1	0
Colorado	3	6	0
Corpus Christi NAS	0	1	0
Dallas University	3	0	0
Daniel Baker	3	0	0
Deaf Institute	1	0	0
Ellington Field	1	0	0
Florida	1	2	0
Florida State	0	4	0
Fordham	1	0	0
Fort Worth Univ.	2	0	0
Fresno State	1	0	0
Galveston High	1	0	1
Georgia	3	2	0
Georgia Tech	1	1	0
Hardin-Simmons	1	0	0
Haskell Institute	5	3	0
Hawai'i	1	0	0
Henry College	1	0	0
Houston High	3	2	0
Houston	19	12	3
Houston YMCA	1	0	0
Howard Payne	3	1	0

OPPONENT	W	L	T
Idaho	1	0	0
Illinois	2	0	0
Iowa	1	0	0
Iowa State	10	1	0
Kansas City Medics	0	0	1
Kansas	9	2	0
Kansas State	8	7	0
Kentucky	1	1	0
Lamar	1	0	0
Louisiana-Lafayette	5	1	0
Louisiana-Monroe	3	0	0
<b>LSU</b>	<b>20</b>	<b>30</b>	<b>3</b>
Louisiana Tech	11	0	0
Louisville	3	0	0
Manhattan	2	0	0
Marshall	1	0	0
Maryland	2	0	0
McNeese State	1	0	0
Memphis	2	0	0
Miami, Fla.	1	2	0
Michigan	1	2	0
Michigan State	1	2	0
Middle Tennessee State	1	0	0
<b>Ole Miss</b>	<b>6</b>	<b>1</b>	<b>0</b>
<b>Mississippi State</b>	<b>4</b>	<b>4</b>	<b>0</b>
Missouri	8	7	0
Missouri Mines	2	0	0
Montana State	1	0	0
Nebraska	4	10	0
<b>Nevada</b>	<b>1</b>	<b>0</b>	<b>0</b>
New Mexico	3	0	0
New York Univ.	1	0	0
North Texas	7	0	0
North Texas AC	1	0	1
Northwestern	1	0	0
Notre Dame	2	3	0
Ohio State	0	4	0
Oklahoma	12	19	0
Oklahoma State	17	10	0
Ouachita	1	0	0
Penn State	1	3	0
Phillips of Enid	1	0	0
Pittsburgh	1	2	0
Polytechnic	1	0	0
Purdue	0	1	0

OPPONENT	W	L	T
Ream Field	1	0	0
Rice	52	27	2
St. Edwards	1	0	0
Sam Houston State	12	0	0
San Francisco	2	0	0
Santa Clara	1	1	0
Sewanee	5	2	1
SMU	45	29	7
<b>South Carolina</b>	<b>1</b>	<b>0</b>	<b>0</b>
South Carolina State	1	0	0
Southern California	0	3	0
Southern Mississippi	7	0	0
Southwestern	18	0	0
Stanford	1	0	0
Stephen F. Austin	3	0	0
Tarleton State	2	0	0
Temple	0	2	0
Tennessee	0	2	0
Texas A&I	5	0	1
TCU	56	29	7
Texas	37	76	5
Texas State	2	0	0
Texas Tech	37	32	1
Transylvania	1	1	0
Trinity Univ.	18	1	2
Tulane	10	5	0
Tulsa	6	2	0
UAB	1	0	0
UCLA	2	2	0
UT Arlington	1	0	0
Utah	2	1	0
Utah State	1	0	0
UTEP	3	0	0
<b>Vanderbilt</b>	<b>1</b>	<b>0</b>	<b>0</b>
Villanova	2	2	0
Virginia Tech	2	2	0
VMI	1	0	0
Washington	2	1	1
Washington State	2	0	0
Waxahachie AC	1	0	0
<b>Western Carolina</b>	<b>First meeting in 2015</b>		
Wichita State	4	0	0
Wyoming	3	0	0

## AGGIE FOOTBALL BY DECADE

DECADE	OVERALL RECORD	PCT.	CONF. RECORD	PCT.	BOWLS	PCT.
<b>1890s</b>	12 - 7 - 1	.625	n/a	—	—	—
<b>1900s</b>	50 - 20 - 6	.697	n/a	—	—	—
<b>1910s</b>	67 - 14 - 3	.816	10 - 3 - 0	.769	—	—
<b>1920s</b>	59 - 23 - 9	.698	24 - 18 - 7	.561	1-0	1.000
<b>1930s</b>	52 - 40 - 9	.559	21 - 29 - 8	.431	—	—
<b>1940s</b>	50 - 47 - 5	.515	25 - 29 - 4	.466	2-2	.500
<b>1950s</b>	51 - 45 - 6	.529	16 - 34 - 4	.333	1-1	.500
<b>1960s</b>	31 - 64 - 6	.337	23 - 43 - 4	.357	1-0	1.000
<b>1970s</b>	65 - 49 - 0	.570	40 - 34 - 0	.541	2-2	.500
<b>1980s</b>	71 - 44 - 1	.616	49 - 28 - 1	.635	3-2	.600
<b>1990s</b>	94 - 28 - 2	.766	60 - 14 - 2	.810	2-6	.250
<b>2000s</b>	63 - 59 - 0	.516	38 - 45 - 0	.458	1-5	.167
<b>2010s</b>	44 - 21 - 0	.677	23 - 18 - 0	.561	4-1	.800
<b>TOTAL</b>	<b>709-461-48</b>	<b>.602</b>	<b>327-266-30</b>	<b>.549</b>	<b>17-19</b>	<b>.472</b>

# SERIES HISTORY vs. OPPONENTS

numbers following dates indicate A&M/opponent ranking (AP) at time of game.

## ALABAMA

Alabama leads, 5-2

1/ 1/1942	9/20	N	Dallas (Cotton Bowl)	L	21	29
1/ 1/1968	—/ 8	N	Dallas (Cotton Bowl)	W	20	16
9/14/1985	—/20	A	Birmingham	L	10	23
12/ 1/1988	—/20	H	College Station	L	10	30
11/10/2012	15/1	A	Tuscaloosa, Ala.	W	29	24
9/14/2013	6/1	H	College Station	L	42	49
10/18/2014	21/7	A	Tuscaloosa, Ala.	L	0	59
						<b>132 230</b>

## ARIZONA

A&M leads, 1-0

10/21/1921		H	College Station	W	17	13
------------	--	---	-----------------	---	----	----

## ARKANSAS

Arkansas leads, 41-27-3

1903		H	College Station	W	6	0
1910		A	Fayetteville	L	0	5
1912		N	Dallas	W	27	0
10/15/1927		H	College Station	W	40	6
10/27/1928		A	Fayetteville	L	12	27
10/26/1929		H	College Station	L	13	14
10/25/1930		A	Little Rock	L	0	13
11/ 3/1934		H	College Station	T	7	7
11/ 2/1935		A	Little Rock	L	7	14
10/31/1936		H	College Station	L	0	18
10/30/1937	—/20	A	Fayetteville	L	13	26
10/29/1938		H	College Station	W	13	7
11/ 4/1939	5/—	A	Fayetteville	W	27	0
11/ 2/1940	5/—	H	College Station	W	17	0
11/ 1/1941	5/—	A	Little Rock	W	7	0
10/31/1942		H	College Station	W	41	0
10/30/1943	19/—	A	Fayetteville	W	13	0
11/ 4/1944		H	College Station	L	6	7
11/ 3/1945		A	Fayetteville	W	34	0
11/ 2/1946		H	College Station	L	0	7
11/ 1/1947		A	Fayetteville	T	21	21
10/30/1948		H	College Station	L	6	28
10/29/1949		A	Fayetteville	L	6	27
11/ 4/1950		H	College Station	W	42	13
11/ 3/1951	18/—	A	Fayetteville	L	21	33
11/ 1/1952		H	College Station	W	31	12
10/31/1953		A	Little Rock	L	14	41
10/30/1954		H	College Station	L	7	14
10/29/1955	11/—	A	Fayetteville	T	7	7
11/ 3/1956	5/—	H	College Station	W	27	0
11/ 2/1957	1/11	A	Fayetteville	W	7	6
11/ 1/1958		H	College Station	L	8	21
10/31/1959	—/17	A	Fayetteville	L	7	12
10/29/1960	—/12	H	College Station	L	3	7
11/ 4/1961		A	Fayetteville	L	8	15
11/ 3/1962	—/ 8	H	College Station	L	7	17
11/ 2/1963		A	Little Rock	L	7	21
10/31/1964	—/ 4	H	College Station	L	0	17
10/30/1965	—/ 2	A	Little Rock	L	0	31
10/29/1966	—/ 9	H	College Station	L	0	34
11/ 4/1967		H	College Station	W	33	21
11/ 2/1968	—/17	H	College Station	L	22	25
11/ 1/1969	—/ 4	A	Fayetteville	L	13	35
10/31/1970	—/ 8	H	College Station	L	6	45
10/30/1971	—/ 8	A	Little Rock	W	17	9
11/ 4/1972	—/20	H	College Station	W	10	7
11/ 3/1973		A	Fayetteville	L	10	14
11/ 2/1974	8/—	H	College Station	W	20	10
12/ 6/1975	2/18	A	Little Rock	L	6	31
11/13/1976	17/14	A	Little Rock	W	31	10
11/12/1977	11/ 8	H	College Station	L	20	26
11/18/1978	—/13	A	Little Rock	L	7	26
11/17/1979	—/ 9	H	College Station	L	10	22
11/15/1980		A	Fayetteville	L	24	27
11/14/1981	—/16	H	College Station	L	7	10
11/13/1982	—/10	A	Little Rock	L	0	35
11/12/1983		H	College Station	W	36	23
11/17/1984		A	Fayetteville	L	0	28

11/16/1985	—/ 9	H	College Station	W	10	6
11/15/1986	7/17	A	Little Rock	L	10	14
11/14/1987	19/20	H	College Station	W	14	0
11/12/1988	—/11	A	Fayetteville	L	20	25
11/24/1989	14/10	H	College Station	L	22	23
11/17/1990		A	Fayetteville	W	20	16
11/16/1991	13/—	H	College Station	W	13	3
10/ 3/2009		N	Arlington	L	19	47
<i>(Cowboys Stadium)</i>						
10/ 9/2010	—/11	N	Arlington	L	17	24
<i>(Cowboys Stadium)</i>						
10/1/2011	14/18	N	Arlington	L	38	42
<i>(Cowboys Stadium)</i>						
9/29/2012		H	College Station	W	58	10
9/28/2013	9/—	A	Fayetteville	W	45	33
9/27/2014	6/—	N	Arlington (OT)	W	35	28
<i>(Cowboys Stadium)</i>						

1105 1203

## ARKANSAS A&M

(now called Arkansas-Monticello) A&M leads, 1-0

10/17/1924		H	College Station	W	40	0
------------	--	---	-----------------	---	----	---

## ARKANSAS STATE

A&M leads, 3-1

9/17/1983		H	College Station	W	38	0
9/29/1984		H	College Station	W	22	21
8/30/2003		H	College Station	W	26	11
8/30/2008		H	College Station	L	14	18
						<b>100 50</b>

## ARMY

A&M leads, 3-1

10/ 4/1969		A	West Point	W	20	13
9/30/1972		H	College Station	L	14	24
9/16/2006		N	San Antonio	W	28	24
<i>(Alamodome)</i>						
9/27/2008		H	College Station	W	21	17
						<b>83 78</b>

## AUBURN

A&M leads, 4-1

1911		H	College Station	W	16	0
1/ 1/1986	11/16	N	Dallas	W	36	16
<i>(Cotton Bowl)</i>						
10/27/2012	22/—	A	Auburn	W	63	21
10/19/2013	7/24	H	College Station	L	41	45
11/ 08/2014	—/3	A	Auburn	W	41	38
						<b>201 120</b>

## AUSTIN COLLEGE

A&M leads, 12-0

1896		H	College Station	W	22	4
1897		H	College Station	W	4	0
1898		H	College Station	W	22	6
1905		H	College Station	W	18	11
1909		H	College Station	W	17	0
1910		H	College Station	W	27	5
1911		H	College Station	W	33	0
1912		H	College Station	W	57	0
1913		H	College Station	W	6	0
1914		H	College Station	W	32	0
1915		H	College Station	W	40	0
10/ 5/1917		H	College Station	W	66	0
						<b>344 26</b>

## BAYLOR

A&M leads, 68-31-9

1899		H	College Station	W	33	0
1901		H	College Station	W	6	0
1901		H	College Station	L	6	17
1901		H	College Station	L	0	46
1902		H	College Station	W	11	6

1902		H	College Station	W	22	0
1903		H	College Station	T	0	0
1903		H	College Station	W	18	0
1903		H	College Station	W	5	0
1904		H	College Station	W	5	0
1904		H	College Station	W	10	0
1905		H	College Station	W	42	0
1905		H	College Station	W	17	5
1908		H	College Station	L	5	6
1909		H	College Station	W	9	6
1911		H	College Station	W	22	11
1912		H	College Station	W	53	0
1913		H	College Station	T	14	14
11/11/1916		A	Waco	W	3	0
11/10/1917		A	Waco	W	7	0
11/ 9/1918		A	Waco	W	19	0
11/ 8/1919		A	Waco	W	10	0
11/ 6/1920		A	Waco	W	24	0
11/ 5/1921		A	Waco	W	14	3
11/ 4/1922		A	Waco	L	7	13
11/ 3/1923		A	Waco	T	0	0
11/ 1/1924		A	Waco	L	7	15
10/31/1925		A	Waco	W	13	0
10/30/1926		A	Waco	L	9	20
10/24/1931		H	College Station	W	33	7
10/22/1932		A	Waco	T	0	0
10/28/1933		H	College Station	W	14	7
10/27/1934		A	Waco	W	10	7
10/26/1935		H	College Station	L	6	14
10/24/1936	14/—	A	Waco	T	0	0
10/23/1937	13/18	H	College Station	L	0	13
10/22/1938	17/—	A	Waco	T	6	6
10/28/1939	5/—	H	College Station	W	20	0
10/26/1940	4/—	A	Waco	W	14	7
10/25/1941	9/—	H	College Station	W	48	0
10/24/1942		A	Waco	L	0	6
10/27/1945		H	College Station	W	19	13
10/26/1946		A	Waco	W	17	0
10/25/1947		H	College Station	W	24	0
10/23/1948		A	Waco	L	14	20
10/22/1949	—/11	H	College Station	L	0	21
10/28/1950	13/—	A	Waco	L	20	27
10/27/1951	16/ 7	H	College Station	T	21	21
10/25/1952		A	Waco	L	20	21
10/24/1953	15/ 6	H	College Station	L	13	14
10/23/1954		A	Waco	L	7	20
10/22/1955	12/16	H	College Station	W	19	7
10/27/1956	7/ 8	A	Waco	W	19	13
10/26/1957	2/—	H	College Station	W	14	0
10/25/1958		A	Waco	W	33	27
10/24/1959		H	College Station	L	0	13
10/22/1960	—/ 7	A	Waco	L	0	14
10/28/1961		H	College Station	W	23	0
10/27/1962		A	Waco	W	6	3
10/26/1963		H	College Station	L	7	34
10/24/1964		A	Waco	L	16	20
10/23/1965		H	College Station	L	0	31
10/22/1966		A	Waco	W	17	13
10/28/1967		H	College Station	W	21	3
10/26/1968		A	Waco	L	9	10
10/25/1969		H	College Station	W	24	0
10/24/1970		A	Waco	L	24	29
10/23/1971		H	College Station	W	10	9
10/28/1972		A	Waco	L	13	15
10/27/1973		H	College Station	W	28	22
10/26/1974	8/—	A	Waco	W	20	0
10/25/1975	5/—	H	College Station	W	19	10
10/16/1976		H	College Station	W	24	0
10/15/1977	13/—	A	Waco	W	38	31
10/21/1978	12/—	H	College Station	L	6	24
9/15/1979		A	Waco	L	7	17
10/18/1980	—/13	H	College Station	L	7	46
10/17/1981		A	Waco	L	17	19
10/16/1982		H	College Station	W	28	23
10/15/1983		A	Waco	T	13	13
10/20/1984		H	College Station	L	16	20



10/19/1985	—/14	A	Waco	L	15	20
10/18/1986	11/20	H	College Station	W	31	30
10/17/1987		A	Waco	W	34	10
10/15/1988		H	College Station	W	28	14
10/21/1989	23/—	A	Waco	W	14	11
10/20/1990	25/—	H	College Station	T	20	20
10/19/1991	19/16	A	Waco	W	34	12
10/24/1992	5/—	H	College Station	W	19	13
10/16/1993	13/—	A	Waco	W	34	17
10/15/1994	7/—	H	College Station	W	41	21
10/21/1995	22/—	A	Waco	W	24	9
11/ 9/1996		A	Waco	W	24	7
11/ 8/1997	21/—	H	College Station	W	38	10
10/17/1998	10/—	A	Waco	W	35	14
10/ 9/1999	13/—	H	College Station	W	45	13
10/14/2000		A	Waco	W	24	0
10/ 6/2001	24/—	H	College Station	W	16	10
10/12/2002		A	Waco	W	41	0
10/11/2003		H	College Station	W	73	10
10/30/2004	17/—	A	Waco (OT)	L	34	35
10/ 1/2005		H	College Station (OT)	W	16	13
10/28/2006	22/—	A	Waco	W	31	21
9/29/2007		H	College Station	W	34	10
11/15/2008		A	Waco	L	21	41
11/21/2009		H	College Station	W	38	3
11/13/2010		A	Waco	W	42	30
10/15/2011	19/—	H	College Station	W	55	26

2036 1272

### BOSTON COLLEGE

*BC leads, 3-1*

9/29/1973		H	College Station	L	24	32
9/23/1978	9/—	A	Chestnut Hill	W	37	2
9/19/1981		A	Chestnut Hill	L	12	13
9/ 4/1982		H	College Station	L	16	38

89 85

### BRYAN AFB

*A&M leads, 2-0*

9/25/1943		H	College Station	W	48	6
9/23/1944		H	College Station	W	39	0

87 6

### BYU

*BYU leads, 2-1*

9/ 8/1979	14/—	N	Houston (Rice Stadium)	L	17	18
12/29/1990	—/13	N	San Diego (Holiday Bowl)	W	65	14
8/24/1996	12/—	A	Provo (Pigskin Classic)	L	37	41

119 73

### CALIFORNIA

*Cal leads, 2-1*

9/ 5/1981		A	Berkeley	W	29	28
9/ 3/1983		A	College Station	L	17	19
12/28/2006	21/20	N	San Diego (Holiday Bowl)	L	10	45

56 92

### CAMP MABRY

*A&M leads, 1-0*

11/23/1918		H	College Station	W	19	6
------------	--	---	-----------------	---	----	---

### CAMP TRAVIS

*A&M leads, 1-0*

11/ 2/1918		H	College Station	W	12	0
------------	--	---	-----------------	---	----	---

### CAMP TRAVIS REMOUNT

*A&M leads, 1-0*

12/ 7/1918		H	College Station	W	60	0
------------	--	---	-----------------	---	----	---

### CENTENARY

*Centenary leads, 6-3*

10/13/1928		H	College Station	L	0	6
11/ 1/1930		H	College Station	W	7	6
10/31/1931		A	Shreveport	W	7	0
10/29/1932		A	Shreveport	L	0	7
11/ 4/1933		A	Shreveport	L	0	20
10/13/1934		N	Beaumont	L	0	13
10/12/1935		A	Shreveport	L	6	7
11/21/1936	14/—	A	Shreveport	L	0	3
9/30/1939		H	College Station	W	14	0

34 62

### CENTRE COLLEGE

*A&M leads, 1-0*

1/ 1/1922		N	Dallas (Dixie Classic)	W	22	14
-----------	--	---	---------------------------	---	----	----

### CINCINNATI

*A&M leads, 1-0*

10/ 2/1971		H	College Station	L	0	17
------------	--	---	-----------------	---	---	----

### THE CITADEL

*A&M leads, 1-0*

9/ 2/2006		H	College Station	W	35	3
-----------	--	---	-----------------	---	----	---

### CLEMSON

*A&M leads, 3-1*

10/ 6/1973		A	Clemson	W	30	15
9/14/1974		H	College Station	W	24	0
9/18/2004		H	College Station	W	27	6
9/ 3/2005	17/—	A	Clemson	L	24	25

105 46

### COLORADO

*CU leads, 6-3*

9/23/1995	3/ 7	A	Boulder	L	21	29
9/28/1996	—/12	H	College Station	L	10	24
10/ 4/1997	17/16	A	Boulder	W	16	10
10/ 7/2000		H	College Station	L	19	26
10/13/2001	25/20	A	Boulder	L	21	31
10/23/2004	17/—	H	College Station (OT)	W	29	26
10/ 8/2005		A	Boulder	L	20	41
11/ 1/2008		H	College Station	W	24	17
11/ 7/2009		A	Boulder	L	34	35

194 239

### CORPUS CHRISTI NAS

*CC NAS leads, 1-0*

10/10/1942		A	Corpus Christi	L	7	18
------------	--	---	----------------	---	---	----

### DALLAS UNIV

*A&M leads, 3-0*

1911		H	College Station	W	24	0
11/23/1916		H	College Station	W	20	6
10/12/1917		H	College Station	W	98	0

142 6

### DANIEL BAKER

*A&M leads, 3-0*

1906		H	College Station	W	34	0
1912		H	College Station	W	50	0
10/ 1/1920		H	College Station	W	110	0

194 0

### DEAF INSTITUTE

*A&M leads, 1-0*

1904		H	College Station	W	49	0
------	--	---	-----------------	---	----	---

### ELLINGTON FIELD

*A&M leads, 1-0*

9/24/1945		H	College Station	W	54	0
-----------	--	---	-----------------	---	----	---

### FLORIDA

*Florida leads, 2-1*

10/13/1962		A	Gainesville	L	6	42
1/ 2/1977	10/—	N	El Paso (Sun Bowl)	W	37	14
9/8/2012	—/23	H	College Station	L	17	20

60 76

### FLORIDA STATE

*FSU leads, 4-0*

10/ 7/1967	—/—	H	College Station	L	18	19
10/ 5/1968	17/—	A	Tallahassee	L	14	20
1/ 1/1992	9/ 5	N	Dallas (Cotton Bowl)	L	2	10
8/31/1998	14/ 2	N	East Rutherford, NJ (Kickoff Classic)	L	14	23

48 72

### FORDHAM

*A&M leads, 1-0*

1/ 1/1941	6/12	N	Dallas (Cotton Bowl)	W	13	12
-----------	------	---	-------------------------	---	----	----

### FT. WORTH UNIV.

*A&M leads, 2-0*

1898		H	College Station	W	28	0
1907		H	College Station	W	34	0

62 0

### FRESNO STATE

*A&M leads, 1-0*

9/ 8/2007	23/—	H	College Station (307)	W	47	45
-----------	------	---	-----------------------	---	----	----

### GALVESTON BALL HS

*A&M leads, 1-0-1*

1894		H	College Station	W	14	6
1896		H	College Station	T	0	0

14 6

### GEORGIA

*A&M leads, 3-2*

12/ 8/1950		N	College Park, MD (Presidential Cup)	W	40	20
10/ 3/1953	—/18	N	Dallas	W	14	12
10/ 2/1954		A	Athens	W	6	0
9/13/1980	—/12	A	Athens	L	0	42
12/28/2009		N	Shreveport, LA (Independence Bowl)	L	20	44

80 118

### GEORGIA TECH

*series tied, 1-1*

9/25/1965		A	Atlanta	W	14	10
9/17/1966		A	Atlanta	L	3	38

17 48

### HARDIN-SIMMONS

*A&M leads, 1-0*

10/ 3/1936		A	Abilene	W	3	0
------------	--	---	---------	---	---	---

### HASKELL INSTITUTE

*A&M leads, 5-3*

1906		H	College Station	W	32	6
1907		H	College Station	W	5	0
1908		H	College Station	L	0	23
1909		H	College Station	W	15	0
1913		H	College Station	L	0	28
1914		N	Fort Worth	L	0	10
1915		N	Dallas	W	21	7
10/28/1916		N	Dallas	W	13	6

86 80

### HAWAI'I

*A&M leads, 1-0*

9/ 1/1990	13/—	A	Honolulu	W	28	13
-----------	------	---	----------	---	----	----

## HENRY COLLEGE

### A&M leads, 1-0

1900 H College Station W 44 0

## HOUSTON HS

### A&M leads, 3-2

1896 H College Station W 28 0  
1897 H College Station L 0 10  
1898 H College Station W 51 0  
1898 H College Station L 0 6  
1899 H College Station W 43 0

122 16

## HOUSTON

### A&M leads, 19-12-3

9/20/1952 A Houston W 21 13  
9/26/1953 H College Station T 14 14  
10/ 9/1954 A Houston L 7 10  
10/ 1/1955 H College Station W 21 3  
10/13/1956 9/- A Houston T 14 14  
10/12/1957 3/- H College Station W 28 6  
9/27/1958 A Houston L 7 39  
10/10/1959 H College Station W 28 6  
10/ 8/1960 A Houston L 0 17  
9/23/1961 H College Station T 7 7  
9/24/1962 A Houston L 3 6  
10/12/1963 H College Station W 23 13  
9/25/1964 A Houston L 0 10  
10/ 9/1965 H College Station W 10 7  
9/25/1976 9/- A Houston L 10 21  
12/ 3/1977 17/- H College Station W 27 7  
10/14/1978 6/17 A Houston L 0 33  
10/13/1979 -/ 7 H College Station L 14 17  
10/11/1980 A Houston L 13 17  
10/10/1981 H College Station W 7 6  
10/ 9/1982 A Houston L 20 24  
10/ 8/1983 H College Station W 30 7  
10/13/1984 A Houston L 7 9  
10/12/1985 H College Station W 43 16  
10/11/1986 14/- A Houston W 19 7  
10/10/1987 H College Station W 22 17  
10/ 8/1988 A Houston W 30 16  
10/14/1989 -/ 8 H College Station W 17 13  
10/13/1990 20/12 A Houston L 31 36  
10/26/1991 13/- H College Station W 27 18  
11/12/1992 4/- A Houston W 38 30  
10/ 9/1993 14/- H College Station W 34 10  
10/ 8/1994 10/- A Houston W 38 7  
10/28/1995 19/- H College Station W 31 7

641 490

## HOUSTON YMCA

### A&M leads, 1-0

1905 H College Station W 29 0

## HOWARD PAYNE

### A&M leads, 3-1

10/18/1919 H College Station W 12 0  
9/30/1921 H College Station W 14 7  
9/29/1922 H College Station L 7 13  
9/28/1923 H College Station W 21 0

54 20

## IDAHO

### A&M leads, 1-0

9/17/2011 9/- H College Station W 37 7

37 7

## ILLINOIS

### A&M leads, 2-0

9/27/1975 8/- H College Station W 43 13  
10/ 2/1976 A Champaign W 14 7

57 20

## IOWA

### A&M leads, 1-0

10/10/1931 N Dallas W 29 0

## IOWA STATE

### A&M leads, 10-1

12/20/1978 -/19 A Birmingham, AL W 28 12

(Hall of Fame Bowl)

9/22/1984 H College Station W 38 17  
10/12/1996 A Ames W 24 21  
10/11/1997 13/- H College Station W 56 17  
10/21/2000 A Ames W 30 7  
10/27/2001 H College Station W 24 21  
10/ 9/2004 A Ames W 34 3  
10/29/2005 H College Station L 14 42  
10/25/2008 A Ames W 45 35  
10/31/2009 H College Station W 35 10  
10/22/2011 17/- A Ames W 33 17

361 202

## KANSAS

### A&M leads, 9-2

10/ 5/1974 5/- A Lawrence L 10 28  
9/10/1977 9/- H College Station W 28 14  
9/ 9/1978 16/- A Lawrence W 37 10  
10/ 3/1998 18/- A Lawrence W 24 21  
10/16/1999 11/- H College Station W 34 17  
10/19/2002 A Lawrence W 47 22  
11/ 1/2003 H College Station W 45 33  
10/ 7/2006 A Lawrence W 21 18  
10/27/2007 -/12 H College Station L 11 19  
10/23/2010 A Lawrence W 42 10  
11/19/2011 H College Station W 61 7

360 166

## KANSAS CITY MEDICS

### series tied, 0-0-1

1900 H College Station T 6 6

## KANSAS STATE

### A&M leads, 8-7

1912 H College Station L 10 13  
1913 H College Station L 0 12  
10/12/1929 N Dallas W 19 0  
10/ 4/1975 6/- A Manhattan W 10 0  
9/18/1976 11/- H College Station W 34 14  
10/19/1996 -/19 H College Station L 20 23  
10/18/1997 14/20 A Manhattan L 17 36  
12/ 5/1998 10/ 2 N St Louis (2OT) W 36 33  
(Big 12 Championship)  
10/28/2000 -/10 H College Station W 26 10  
10/20/2001 A Manhattan W 31 24  
10/ 2/2004 H College Station W 42 30  
10/22/2005 A Manhattan W 30 28  
10/11/2008 H College Station L 30 44  
10/17/2009 A Manhattan L 14 62  
11/12/2011 -/14 A Manhattan (4OT) L 50 53

369 382

## KENTUCKY

### series tied, 1-1

10/ 4/1952 H College Station L 7 10  
9/19/1953 A Lexington W 7 6

14 16

## LAMAR

### A&M leads, 1-0

9/ 6/2014 6/- H College Station W 73 3

73 3

## LOUISIANA-LAFAYETTE

### A&M leads, 5-1

9/15/1990 12/- H College Station W 63 14  
9/28/1991 H College Station W 34 7  
9/14/1996 25/- A Lafayette L 22 29  
9/20/1997 H College Station W 66 0  
8/31/2002 23/- H College Station W 31 7  
9/ 9/2006 H College Station W 51 7

267 64

## LOUISIANA-MONROE

### A&M leads, 3-0

9/21/1985 H College Station W 31 17  
9/15/2007 25/- H College Station W 54 14  
11/ 1/2014 H College Station W 21 16

106 47

## LSU

### LSU leads, 30-20-3

1899 H College Station W 52 0  
1906 H College Station W 22 12  
1907 H College Station W 11 5  
1908 H College Station L 0 26  
1913 H College Station T 7 7  
1914 N Dallas W 63 9  
10/14/1916 N Dallas L 0 13  
10/27/1917 N San Antonio W 27 0  
10/16/1920 H College Station T 0 0  
10/15/1921 A Baton Rouge L 0 6  
10/20/1922 A Baton Rouge W 46 0  
10/20/1923 A Baton Rouge W 28 0  
9/26/1942 A Baton Rouge L 7 16  
10/09/1943 A Baton Rouge W 28 13  
1/01/1944 N Miami (Orange Bowl) L 14 19  
10/14/1944 A Baton Rouge W 7 0  
10/13/1945 17/- H College Station L 12 31  
10/12/1946 A Baton Rouge L 9 33  
10/11/1947 A Baton Rouge L 13 19  
10/ 9/1948 A Baton Rouge L 13 14  
10/ 8/1949 A Baton Rouge L 0 34  
9/24/1955 -/16 N Dallas W 28 0  
9/29/1956 11/- A Baton Rouge W 9 6  
9/17/1960 A Baton Rouge L 0 9  
9/30/1961 A Baton Rouge L 7 16  
9/17/1962 -/ 5 A Baton Rouge L 0 21  
9/21/1963 A Baton Rouge L 6 14  
9/19/1964 A Baton Rouge L 6 9  
9/18/1965 -/ 8 A Baton Rouge L 0 10  
10/ 8/1966 A Baton Rouge T 7 7  
9/30/1967 A Baton Rouge L 6 17  
9/21/1968 -/18 A Baton Rouge L 12 13  
9/20/1969 A Baton Rouge L 6 35  
9/19/1970 -/12 A Baton Rouge W 20 18  
9/18/1971 A Baton Rouge L 0 37  
9/23/1972 -/ 9 A Baton Rouge L 17 42  
9/22/1973 -/11 A Baton Rouge L 23 28  
9/21/1974 12/ 7 A Baton Rouge W 21 14  
9/20/1975 11/- A Baton Rouge W 39 8  
9/13/1986 7/14 A Baton Rouge L 17 35  
9/ 2/1987 15/ 6 H College Station L 3 17  
9/ 3/1988 11/17 A Baton Rouge L 0 27  
9/ 2/1989 -/ 7 H College Station W 28 16  
9/29/1990 11/- A Baton Rouge L 8 17  
9/14/1991 20/- H College Station W 45 7  
9/ 5/1992 7/- A Baton Rouge W 31 22  
9/ 4/1993 5/- H College Station W 24 0  
9/ 3/1994 15/- A Baton Rouge W 18 13  
9/ 2/1995 3/- H College Station W 33 17  
1/ 7/2010 17/11 N Arlington (Cowboys Stadium) L 41 24  
10/20/2012 20/6 H College Station L 19 24  
11/23/2013 10/18 A Baton Rouge L 10 34  
11/27/2014 H College Station L 17 23

860 837

LOUISIANA TECH						
A&M leads, 10-0						
9/26/1981	H	College Station	W	43	7	
9/25/1982	H	College Station	W	38	27	
10/31/1987	H	College Station	W	32	3	
11/ 5/1988	H	College Station	W	56	17	
10/ 5/1996	H	College Station	W	63	13	
9/12/1998	18/-	H	College Station	W	28	7
9/ 4/1999	7/-	N	Shreveport	W	37	17
<i>(Independence Stadium)</i>						
9/28/2002	24/-	H	College Station	W	31	3
9/23/2006	H	College Station	W	45	14	
10/13/2012	22/23	N	Shreveport	W	59	57
<i>(Independence Stadium)</i>						
<b>432 165</b>						

LOUISVILLE						
A&M leads, 3-0						
11/ 7/1992	5/-	H	College Station	W	40	18
11/13/1993	11/20	H	College Station	W	42	7
11/12/1994	9/-	A	Louisville	W	26	10
<b>108 33</b>						

MANHATTAN COLLEGE						
A&M leads, 2-0						
12/ 5/1936	H	College Station	W	13	6	
10/ 2/1937	A	New York City	W	14	7	
<b>27 13</b>						

MARSHALL						
A&M leads, 1-0						
1910	H	College Station	W	48	0	

MARYLAND						
A&M leads, 2-0						
9/21/1957	2/-	N	Dallas	W	21	13
10/11/1958	A	College Park	W	14	10	
<b>35 23</b>						

McNEESE STATE						
A&M leads, 1-0						
9/ 1/2001	H	College Station	W	38	24	

MEMPHIS						
A&M leads, 2-0						
9/30/1978	8/-	H	College Station	W	58	0
9/29/1979	A	Memphis	W	17	7	
<b>75 7</b>						

MIAMI (FLA.)						
Miami leads, 2-1						
12/ 8/1944	A	Miami	W	70	14	
9/20/2007	20/-	A	Miami	L	17	34
9/20/2008	H	College Station	L	23	41	
<b>110 89</b>						

MICHIGAN						
Michigan leads, 2-1						
10/ 3/1970	-/ 8	A	Ann Arbor	L	10	14
10/ 1/1977	5/ 3	A	Ann Arbor	L	3	41
12/29/1995	19/14	N	San Antonio	W	22	20
<i>(Alamo Bowl)</i>						
<b>35 75</b>						

MICHIGAN STATE						
MSU leads, 2-1						
12/ 8/1934	N	San Antonio	L	13	26	
10/11/1952	-/ 1	A	East Lansing	L	6	48
9/26/1959	-/19	A	East Lansing	W	9	7
<b>28 81</b>						

MIDDLE TENN. STATE						
A&M leads, 1-0						
11/16/1995	15/-	H	College Station	W	56	14

OLE MISS						
A&M leads, 6-1						
1911	H	College Station	W	17	0	
1914	N	Dallas	W	14	7	
9/13/1975	9/-	H	College Station	W	7	0
9/ 6/1980	A	Jackson, Miss.	W	23	20	
<i>(Veterans Mem'l Stadium)</i>						
10/6/2012	A	Oxford, Miss.	W	30	27	
10/12/2013	A	Oxford, Miss.	W	41	38	
10/11/2014	14/3	H	College Station	L	20	35
<b>152 127</b>						

MISSISSIPPI STATE						
A&M leads, 4-4						
1912	H	College Station	W	41	7	
1913	H	College Station	L	0	6	
1915	H	College Station	L	0	7	
10/ 9/1937	H	College Station	W	14	0	
12/31/2000	N	Shreveport (OT)	L	41	43	
<i>(Independence Bowl)</i>						
11/ 3/2012	16/17	A	Starkville, Miss.	W	38	13
11/ 9/2013	13/-	H	College Station	W	51	41
10/ 4/2014	6/12	A	Starkville, Miss.	L	31	48
<b>216 165</b>						

MISSOURI						
A&M leads, 8-7						
9/ 5/1957	5/-	H	College Station	W	28	0
10/ 4/1958	H	College Station	W	12	0	
9/19/1992	5/-	A	Columbia	W	26	13
9/18/1993	16/-	H	College Station	W	73	0
11/14/1998	6/13	H	College Station	W	17	14
11/13/1999	23/-	A	Columbia	W	51	14
11/16/2002	H	College Station (2OT)	L	27	33	
11/15/2003	A	Columbia	L	22	45	
10/14/2006	-/19	H	College Station	W	25	19
11/10/2007	-/ 7	A	Columbia	L	26	40
10/16/2010	-/ 12	H	College Station	L	9	30
10/29/2011	16/-	H	College Station (OT)	L	38	31
11/24/2012	9/-	H	College Station	W	59	29
11/30/2013	21/5	A	Columbia	L	21	28
11/15/2014	H	College Station	L	27	34	
<b>461 330</b>						

MISSOURI SCHOOL OF MINES						
A&M leads, 2-0						
1915	H	College Station	W	33	3	
11/17/1916	H	College Station	W	77	0	
<b>110 3</b>						

MONTANA STATE						
A&M leads, 1-0						
9/ 1/2007	H	College Station	W	38	7	

NEBRASKA						
Nebraska leads, 10-4						
10/ 4/1930	A	Lincoln	L	0	13	
10/ 8/1955	A	Lincoln	W	27	0	
9/27/1969	A	Lincoln	L	0	14	
9/25/1971	-/ 1	A	Lincoln	L	7	34
9/16/1972	-/ 9	A	Lincoln	L	7	37
8/27/1988	10/ 2	N	Anaheim, CA	L	14	23
<i>(Pigskin Classic)</i>						
12/ 6/1997	14/ 2	N	San Antonio	L	15	54
<i>(Big 12 Championship)</i>						
10/10/1998	18/ 2	H	College Station	W	28	21
11/ 6/1999	18/ 9	A	Lincoln	L	0	37
10/26/2002	H	College Station	L	31	38	
10/18/2003	-/14	A	Lincoln	L	12	48
11/11/2006	24/-	H	College Station	L	27	28
10/20/2007	A	Lincoln	W	36	14	
11/20/2010	18/9	H	College Station	W	9	6
<b>213 367</b>						

NEVADA						
A&M leads, 1-0						
9/23/1950	N	San Antonio	W	48	18	

NEW MEXICO						
A&M leads, 3-0						
10/16/1926	H	College Station	W	63	0	
9/ 6/2008	A	Albuquerque	W	28	22	
9/ 5/2009	H	College Station	W	41	6	
<b>132 28</b>						

NEW YORK UNIV.						
A&M leads, 1-0						
11/11/1941	A	New York City	W	49	7	

NORTH TEXAS						
A&M leads, 7-0						
11/ 3/1928	H	College Station	W	44	0	
9/21/1946	H	College Station	W	47	0	
9/20/1986	16/-	H	College Station	W	48	28
9/22/1990	12/-	H	College Station	W	40	8
9/21/1996	H	College Station	W	55	0	
9/27/1997	18/-	N	Irving	W	36	10
<i>(Texas Stadium)</i>						
9/26/1998	17/-	H	College Station	W	28	9
<b>298 54</b>						

NORTH TEXAS AC						
A&M leads, 1-0-1						
10/23/1943	13/-	A	Arlington	T	0	0
10/28/1944	A	Arlington	W	61	0	
<b>61 0</b>						

NORTHWESTERN						
A&M leads, 1-0						
12/31/2011	N	Houston	W	38	7	
<i>(Meineke Car Care Bowl of Texas)</i>						

NOTRE DAME						
ND leads, 3-2						
1/ 1/1988	15/13	N	Dallas (Cotton Bowl)	W	35	10
1/ 1/1993	4/ 5	N	Dallas (Cotton Bowl)	L	3	28
1/ 1/1994	7/ 4	N	Dallas (Cotton Bowl)	L	21	24
9/ 2/2000	25/-	A	South Bend	L	10	24
9/29/2001	H	College Station	W	24	3	
<b>93 89</b>						

OHIO STATE						
OSU leads, 4-0						
9/28/1963	A	Columbus	L	0	17	
9/26/1970	-/ 1	A	Columbus	L	13	56
1/ 1/1987	8/11	N	Dallas (Cotton Bowl)	L	12	28
1/ 1/1999	8/ 3	N	New Orleans	L	14	24
<i>(Sugar Bowl)</i>						
<b>39 125</b>						

OKLAHOMA						
OU leads, 19-12						
1903	H	College Station	L	0	6	
1907	H	College Station	W	19	0	
1909	H	College Station	W	14	8	
1912	H	College Station	W	28	6	
10/ 7/1944	A	Norman	L	14	21	
10/ 6/1945	H	College Station	W	19	14	
10/ 5/1946	A	Norman	L	7	10	
10/ 4/1947	A	Norman	L	14	26	
10/ 2/1948	A	Norman	L	14	42	
10/ 1/1949	A	Norman	L	13	33	
10/ 7/1950	-/ 6	A	Norman	L	28	34
10/ 6/1951	4/11	H	College Station	W	14	7
9/11/1993	5/17	A	Norman	L	14	44
9/10/1994	16/15	A	Norman	W	36	14
11/16/1996	H	College Station	W	33	16	
11/15/1997	18/-	A	Norman	W	51	7
11/ 7/1998	7/-	H	College Station	W	29	0
10/23/1999	13/-	A	Norman	L	6	51

HISTORY



11/11/2000	23/ 1	H	College Station	L	31	35
11/10/2001	—/ 3	A	Norman	L	10	31
11/ 9/2002	—/ 1	H	College Station	W	30	26
11/ 8/2003	—/ 1	A	Norman	L	0	77
11/ 6/2004	—/ 2	H	College Station	L	35	42
11/12/2005		A	Norman	L	30	36
11/ 4/2006	21/18	H	College Station	L	16	17
11/ 3/2007	—/ 5	A	Norman	L	14	42
11/ 8/2008	—/ 6	H	College Station	L	28	66
11/14/2009		A	Norman	L	10	65
11/ 6/2010	—/ 11	H	College Station	W	33	19
11/ 5/2011	—/ 6	A	Norman	L	25	41
1/ 4/2012	10/12	N	Arlington	W	41	13

(Cotton Bowl))

656 849

## OKLAHOMA STATE

### A&M leads, 17-10

1913	H	College Station	L	0	3
1914	H	College Station	W	24	0
10/31/1919	H	College Station	W	28	0
10/30/1920	A	Stillwater	W	35	0
10/28/1921	H	College Station	W	23	7
9/23/1939	A	Stillwater	W	32	0
9/27/1952	N	Dallas	W	14	7
9/25/1954	N	Dallas	L	6	14
12/12/1981	N	Shreveport	W	33	16

(Independence Bowl)

10/24/1983	H	College Station	L	15	34	
9/24/1988	—/18	A	Stillwater	L	15	52
11/ 2/1996	—/—	A	Stillwater	W	38	19
11/ 1/1997	25/19	H	College Station (OT)	W	28	25
10/31/1998	8/—	A	Stillwater	W	17	6
10/30/1999	22/—	H	College Station	W	21	3
11/ 4/2000	24/—	A	Stillwater	W	21	16
9/22/2001	H	College Station	W	21	7	
11/ 2/2002	A	Stillwater	L	23	28	
10/25/2003	—/18	H	College Station	L	10	38
10/16/2004	23/15	A	Stillwater	W	36	20
10/15/2005	H	College Station	W	62	23	
10/21/2006	25/—	A	Stillwater (OT)	W	34	33
10/ 6/2007	H	College Station	W	24	23	
10/ 4/2008	—/21	A	Stillwater	L	28	56
10/10/2009	—/15	H	College Station	L	31	36
9/30/2010	A	Stillwater	L	35	38	
9/24/2011	8/ 7	H	College Station	L	29	30

683 534

## OUACHITA

### A&M leads, 1-0

10/27/1922	N	Dallas	W	19	6
------------	---	--------	---	----	---

## PENN STATE

### PSU leads, 3-1

9/22/1979	—/ 6	A	State College	W	27	14
9/20/1980	—/11	A	College Station	L	9	25
12/28/1999	18/13	N	San Antonio	L	0	24

(Alamo Bowl)

12/29/2007	N	San Antonio	L	17	24
------------	---	-------------	---	----	----

(Alamo Bowl)

53 87

## PHILLIPS UNIV.

### A&M leads, 1-0

10/22/1920	H	College Station	W	47	0
------------	---	-----------------	---	----	---

## PITTSBURGH

### Pitt leads, 2-1

12/30/1989	16/23	N	El Paso	L	28	31
------------	-------	---	---------	---	----	----

(John Hancock Bowl)

9/ 7/2002	20/—	A	Pittsburgh	W	14	12
9/27/2003	—/17	H	College Station	L	26	37

68 80

## POLYTECHNIC COLLEGE

### A&M leads, 1-0

1913	H	College Station	W	19	6
------	---	-----------------	---	----	---

## PURDUE

### Purdue leads, 1-0

9/23/1967	N	Dallas	L	20	24
-----------	---	--------	---	----	----

## REAM FIELD

### A&M leads, 1-0

10/26/1918	H	College Station	W	6	0
------------	---	-----------------	---	---	---

## RICE

### A&M leads, 52-27-2

1914	H	College Station	W	32	7	
1915	A	Houston	L	0	7	
11/ 4/1916	A	Houston	L	0	20	
11/29/1917	A	Houston	W	10	0	
11/16/1920	H	College Station	W	7	0	
11/11/1921	A	Houston	T	7	7	
11/18/1922	H	College Station	W	24	0	
11/18/1923	A	Houston	L	6	7	
11/14/1924	H	College Station	W	13	6	
11/14/1925	A	Houston	W	17	0	
11/12/1926	H	College Station	W	20	0	
11/11/1927	A	Houston	W	14	0	
11/16/1928	H	College Station	W	19	0	
11/16/1929	A	Houston	W	26	6	
11/15/1930	H	College Station	L	0	7	
11/14/1931	A	Houston	W	7	0	
11/11/1932	H	College Station	W	14	7	
11/18/1933	A	Houston	W	27	0	
11/17/1934	H	College Station	L	6	25	
11/16/1935	A	Houston	L	10	17	
10/10/1936	A	Houston	W	3	0	
11/13/1937	—/15	A	Houston	T	6	6
11/12/1938	H	College Station	W	27	0	
11/18/1939	2/—	A	Houston	W	19	0
11/16/1940	3/—	H	College Station	W	25	0
11/15/1941	4/—	A	Houston	W	19	6
11/14/1942	A	Houston	T	0	0	
11/13/1943	14/—	A	Houston	W	20	0
11/18/1944	A	Houston	W	19	6	
11/17/1945	A	Houston	L	0	6	
11/16/1946	—/14	H	College Station	L	10	27
11/15/1947	A	Houston	L	7	41	
11/13/1948	H	College Station	L	6	28	
11/12/1949	—/ 7	A	Houston	L	0	13
11/18/1950	12/—	H	College Station	L	13	21
11/17/1951	A	Houston	L	13	28	
11/15/1952	H	College Station	L	6	16	
11/13/1953	—/16	A	Houston	L	7	34
11/13/1954	H	College Station	L	19	29	
11/12/1955	9/—	A	Houston	W	20	12
11/17/1956	5/—	H	College Station	W	21	7
11/16/1957	1/20	A	Houston	L	6	7
11/15/1958	A	Houston	W	28	21	
11/14/1959	A	Houston	L	2	7	
11/12/1960	—/16	A	Houston	L	14	21
11/18/1961	A	Houston	L	7	21	
11/17/1962	A	Houston	L	3	23	
11/16/1963	A	Houston	W	13	6	
11/14/1964	A	Houston	L	8	19	
11/13/1965	A	Houston	W	14	13	
11/12/1966	A	Houston	W	7	6	
11/18/1967	A	Houston	W	18	3	
11/16/1968	H	College Station	W	24	14	
11/15/1969	A	Houston	L	6	7	
11/14/1970	H	College Station	L	17	18	
11/13/1971	A	Houston	W	18	13	
11/18/1972	H	College Station	L	14	20	
11/17/1973	A	Houston	L	20	24	
11/16/1974	10/—	H	College Station	W	37	7
11/15/1975	3/—	A	Houston	W	33	14
10/23/1976	H	College Station	W	57	34	
10/22/1977	12/—	A	Houston	W	28	14
10/28/1978	H	College Station	W	38	21	
10/27/1979	A	Houston	W	41	15	
10/25/1980	H	College Station	L	6	10	
10/24/1981	A	Houston	W	51	26	
10/23/1982	H	College Station	W	49	7	
10/22/1983	A	Houston	W	29	10	

10/27/1984	H	College Station	W	38	14	
10/26/1985	A	Houston	W	43	28	
10/25/1986	10/—	H	College Station	W	45	10
10/24/1987	A	Houston	W	34	21	
10/22/1988	H	College Station	W	24	10	
10/28/1989	21/—	A	Houston	W	45	7
10/27/1990	H	College Station	W	41	15	
11/ 2/1991	12/—	A	Houston	W	38	21
10/17/1992	5/—	H	College Station	W	35	9
10/23/1993	11/—	A	Houston	W	38	10
10/22/1994	6/—	H	College Station	W	7	0
11/ 9/1995	18/—	A	Houston	W	17	10
9/31/2013	6/—	H	College Station	W	52	31
9/13/2014	5/—	H	College Station	W	38	10

1602 993

## ST. EDWARDS

### A&M leads, 1-0

1902	H	College Station	W	11	0
------	---	-----------------	---	----	---

## SAM HOUSTON STATE

### A&M leads, 12-0

10/ 3/1919	H	College Station	W	77	0	
9/22/1923	H	College Station	W	53	0	
10/23/1925	H	College Station	W	77	0	
10/ 5/1932	H	College Station	W	26	0	
10/ 6/1933	H	College Station	W	34	14	
9/22/1934	H	College Station	W	28	0	
9/27/1935	A	Huntsville	W	25	0	
9/26/1936	H	College Station	W	39	6	
9/27/1941	H	College Station	W	54	0	
9/ 6/1997	H	College Station	W	59	6	
11/17/2012	9/—	H	College Station	W	47	28
9/ 7/2013	6/—	H	College Station	W	65	28

584 82

## SAN FRANCISCO

### A&M leads, 2-0

11/11/1936	15/—	A	San Francisco	W	38	14
12/ 4/1937	A	San Francisco	W	42	0	

80 14

## SANTA CLARA

### series tied, 1-1

10/ 8/1938	H	College Station	L	0	7
10/ 6/1939	A	Santa Clara	W	7	3

7 10

## SEWANEE

### A&M leads, 5-2-1

1899	H	College Station	L	0	10
1904	H	College Station	L	5	17
10/13/1923	N	Dallas	W	14	0
10/11/1924	N	Dallas	W	7	0
10/10/1925	N	Dallas	T	6	6
10/ 9/1926	N	Dallas	W	6	3
10/ 8/1927	N	Dallas	W	18	0
10/ 6/1928	N	Dallas	W	69	0

125 36

## SMU

### A&M leads, 45-29-7

10/23/1916	H	College Station	W	62	0
10/11/1919	A	Dallas	W	16	0
10/ 9/1920	H	College Station	W	3	0
10/12/1921	A	Dallas	W	13	0
11/11/1922	A	Dallas	L	6	17
10/26/1923	H	College Station	L	0	10
10/25/1924	A	Dallas	T	7	7
10/16/1925	H	College Station	W	7	0
10/23/1926	A	Dallas	L	7	9
11/ 5/1927	A	Dallas	W	39	13
11/10/1928	A	Dallas	T	19	19
11/ 9/1929	H	College Station	L	7	12
11/ 8/1930	A	Dallas	L	7	13
11/ 7/1931	H	College Station	L	0	8
11/ 5/1932	A	Dallas	T	0	0
11/11/1933	H	College Station	L	0	19

11/10/1934	A	Dallas	L	0	28	
12/ 7/1935	H	College Station	L	0	24	
11/ 7/1936	A	Dallas	W	22	6	
11/ 6/1937	H	College Station	W	14	0	
11/ 5/1938	A	Dallas	L	7	10	
11/11/1939	2/13	H	College Station	W	6	2
11/ 9/1940	4/14	A	Dallas	W	19	7
11/ 8/1941	5/--	H	College Station	W	21	10
11/ 7/1942	A	Dallas	W	27	20	
11/ 6/1943	16/--	H	College Station	W	22	0
11/11/1944	A	Dallas	W	39	6	
11/10/1945	H	College Station	W	3	0	
11/ 9/1946	A	Dallas	W	14	0	
11/ 8/1947	--/ 3	H	College Station	L	0	13
11/ 6/1948	--/ 8	A	Dallas	L	14	20
11/ 5/1949	--/ 9	H	College Station	T	27	27
11/11/1950	--/ 7	A	Dallas	W	25	20
11/10/1951	H	College Station	T	14	14	
11/ 8/1952	A	Dallas	L	13	21	
11/ 7/1953	H	College Station	L	0	23	
11/ 6/1954	A	Dallas	L	3	6	
11/ 5/1955	12/--	H	College Station	W	13	2
11/10/1956	5/--	A	Dallas	W	33	7
11/ 9/1957	1/--	H	College Station	W	19	6
11/ 8/1958	--/20	A	Dallas	L	0	33
11/ 7/1959	H	College Station	L	11	14	
11/ 5/1960	A	Dallas	T	0	0	
11/11/1961	H	College Station	W	25	12	
11/10/1962	A	Dallas	W	12	7	
11/ 9/1963	H	College Station	L	7	9	
11/ 7/1964	A	Dallas	W	23	0	
11/ 6/1965	H	College Station	L	0	10	
11/ 5/1966	A	Dallas	L	14	21	
9/16/1967	H	College Station	L	17	20	
11/ 9/1968	A	Dallas	L	23	36	
11/ 8/1969	H	College Station	W	20	10	
11/ 7/1970	A	Dallas	L	3	6	
11/ 6/1971	H	College Station	W	27	10	
11/11/1972	A	Dallas	W	27	17	
11/10/1973	H	College Station	W	45	10	
11/ 9/1974	5/--	A	Dallas	L	14	18
11/ 8/1975	4/--	H	College Station	W	36	3
10/30/1976	A	Dallas	W	36	0	
10/29/1977	12/--	H	College Station	W	38	21
11/ 4/1978	A	Dallas	W	20	17	
11/ 3/1979	H	College Station	W	47	14	
11/ 1/1980	--/19	A	Dallas	L	0	27
10/31/1981	--/13	H	College Station	L	7	27
10/30/1982	--/ 4	A	Dallas	L	9	47
10/29/1983	--/10	H	College Station	L	7	10
11/ 3/1984	--/19	A	Dallas	L	20	28
11/ 2/1985	--/19	H	College Station	W	19	17
11/ 1/1986	10/--	A	Dallas	W	39	35
11/ 4/1989	20/--	H	College Station	W	63	14
11/ 3/1990	A	Dallas	W	38	17	
11/23/1991	12/--	H	College Station	W	65	6
10/31/1992	5/--	A	Dallas	W	41	7
10/30/1993	11/--	H	College Station	W	37	13
10/29/1994	7/--	N	San Antonio	T	21	21
<i>(Alamodome)</i>						
10/14/1995	22/--	H	College Station	W	20	17
9/17/2005	H	College Station	W	66	8	
9/ 4/2011	8/--	H	College Station	W	46	14
9/15/2012	A	Dallas	W	48	3	
9/21/2013	9/--	H	College Station	W	42	13
9/20/2013	6/--	A	Dallas	W	58	6
<b>1639 1017</b>						

### SOUTH CAROLINA

#### A&M leads, 1-0

8/28/2014	21/9	A	Columbia	W	52	28
<b>52 28</b>						

### SOUTH CAROLINA STATE

#### A&M leads, 1-0

9/22/2012	--/--	H	College Station	W	70	14
<b>70 14</b>						

### SOUTHERN CALIFORNIA

#### USC leads, 3-0

10/10/1964	A	Los Angeles	L	7	31	
12/22/1975	6/--	N	Memphis	L	0	20
<i>(Liberty Bowl)</i>						
12/31/1977	17/20	N	Houston	L	28	47
<i>(Bluebonnet Bowl)</i>						
<b>35 98</b>						

### SOUTHERN MISSISSIPPI

#### A&M leads, 7-0

10/ 3/1959	A	Hattiesburg	W	7	3	
9/27/1986	14/--	H	College Station	W	16	7
9/26/1987	16/--	N	Jackson, MS	W	27	14
9/30/1989	22/--	H	College Station	W	31	14
9/24/1994	12/--	H	College Station	W	41	17
9/19/1998	17/--	A	Hattiesburg	W	24	6
9/25/1999	5/--	H	College Station	W	23	6
<b>169 67</b>						

### SOUTHWESTERN

#### A&M leads, 18-0

1908	H	College Station	W	32	0
1910	H	College Station	W	6	0
1911	H	College Station	W	22	0
10/ 6/1916	H	College Station	W	6	0
10/22/1917	H	College Station	W	20	0
11/16/1918	H	College Station	W	7	0
11/20/1919	H	College Station	W	7	0
10/14/1922	H	College Station	W	33	0
10/ 5/1923	H	College Station	W	13	0
10/ 3/1924	H	College Station	W	54	0
10/ 2/1925	H	College Station	W	23	6
10/ 2/1926	H	College Station	W	35	0
10/ 1/1927	H	College Station	W	31	0
9/29/1928	H	College Station	W	21	0
9/28/1929	H	College Station	W	54	7
9/27/1930	H	College Station	W	43	0
9/26/1931	H	College Station	W	33	0
9/20/1947	H	College Station	W	48	0
<b>488 13</b>					

### STANFORD

#### A&M leads, 1-0

8/26/1992	7/17	N	Anaheim, CA	W	10	7
<i>(Pigskin Classic)</i>						

### STEPHEN F. AUSTIN

#### A&M leads, 3-0

11/ 2/1929	H	College Station	W	54	0
9/21/1935	H	College Station	W	37	6
9/ 4/2011	H	College Station	W	48	7
<b>139 13</b>					

### TARLETON STATE

#### A&M leads, 2-0

9/20/1924	H	College Station	W	40	0
9/26/1931	H	College Station	W	21	0
<b>61 0</b>					

### TEMPLE

#### Temple leads, 2-0

10/ 5/1934	A	Philadelphia	L	6	40
10/ 5/1935	H	College Station	L	0	14
<b>6 54</b>					

### TENNESSEE

#### Tennessee leads, 2-0

12/27/1957	8/13	N	Jacksonville, FL	L	0	3
<i>(Gator Bowl)</i>						
1/ 1/2005	20/15	N	Dallas	L	7	38
<i>(Cotton Bowl)</i>						
<b>7 41</b>						

### TEXAS A&I

#### A&M leads, 5-0-1

10/ 8/1932	H	College Station	W	14	0
10/13/1933	H	College Station	W	17	0
9/29/1934	H	College Station	T	14	14
9/24/1938	H	College Station	W	52	0
9/28/1940	H	College Station	W	26	0
10/ 4/1941	N	San Antonio	W	41	0
<b>164 14</b>					

### TCU

#### A&M leads, 56-29-7

1897	H	College Station	L	6	30	
1898	A	Waco	W	16	0	
1902	A	Waco	W	22	0	
1903	A	Waco	W	11	0	
1903	H	College Station	W	16	0	
1903	H	College Station	W	14	6	
1904	H	College Station	W	29	0	
1905	H	College Station	W	20	0	
1905	A	Waco	W	24	11	
1906	A	Waco	W	42	0	
1906	A	Waco	W	22	0	
1907	H	College Station	W	32	5	
1908	A	Waco	W	13	10	
1909	H	College Station	T	0	0	
1910	H	College Station	W	35	0	
1910	A	Fort Worth	W	23	6	
1914	H	College Station	W	40	0	
1915	A	Fort Worth	W	13	10	
11/15/1919	H	College Station	W	48	0	
11/ 7/1924	H	College Station	W	28	0	
11/ 7/1925	A	Fort Worth	L	0	3	
11/ 5/1926	H	College Station	T	13	13	
10/22/1927	A	Fort Worth	T	0	0	
10/20/1928	H	College Station	L	0	6	
10/19/1929	A	Fort Worth	L	7	13	
10/18/1930	H	College Station	L	0	3	
10/17/1931	A	Fort Worth	L	0	6	
10/15/1932	H	College Station	L	0	17	
10/21/1933	A	Fort Worth	L	7	13	
10/20/1934	H	College Station	L	0	13	
10/19/1935	A	Fort Worth	L	14	19	
10/17/1936	H	College Station	W	18	7	
10/16/1937	A	Fort Worth	T	7	7	
10/15/1938	H	College Station	L	6	34	
10/21/1939	9/--	A	Fort Worth	W	20	6
10/19/1940	2/--	H	College Station	W	21	7
10/18/1941	14/--	A	Fort Worth	W	14	0
10/17/1942	--/17	H	College Station	L	2	7
10/16/1943	18/--	A	Fort Worth	W	13	0
10/21/1944	H	College Station	L	7	13	
10/20/1945	A	Fort Worth	L	12	13	
10/19/1946	H	College Station	W	14	0	
10/18/1947	A	Fort Worth	L	0	26	
10/16/1948	H	College Station	L	14	27	
10/15/1949	A	Fort Worth	L	6	28	
10/21/1950	H	College Station	W	42	23	
10/20/1951	6/--	A	Fort Worth	L	14	20
10/18/1952	H	College Station	T	7	7	
10/17/1953	A	Fort Worth	W	20	7	
10/16/1954	H	College Station	L	20	21	
10/15/1955	19/ 7	A	Fort Worth	W	19	16
10/20/1956	14/ 4	H	College Station	W	7	6
10/19/1957	3/--	A	Fort Worth	W	7	0
10/18/1958	--/20	H	College Station	L	8	24
10/17/1959	A	Fort Worth	L	6	39	
10/15/1960	H	College Station	T	14	14	
10/21/1961	A	Fort Worth	L	14	15	
10/20/1962	H	College Station	L	14	20	
10/19/1963	A	Fort Worth	T	14	14	
10/17/1964	H	College Station	L	9	14	
10/16/1965	A	Fort Worth	L	9	17	
10/15/1966	H	College Station	W	35	7	
10/21/1967	A	Fort Worth	W	20	0	
10/19/1968	H	College Station	W	27	7	
10/18/1969	A	Fort Worth	L	6	16	
10/17/1970	H	College Station	L	15	31	
10/20/1971	A	Fort Worth	L	3	14	

10/21/1972	H	College Station	L	10	13
10/20/1973	A	Fort Worth	W	35	16
10/19/1974	8/—	H College Station	W	17	0
10/18/1975	5/—	A Fort Worth	W	14	6
11/20/1976	11/—	H College Station	W	59	10
11/19/1977	14/—	A Fort Worth	W	52	23
11/25/1978	H	College Station	W	15	7
11/24/1979	A	Fort Worth	W	30	7
11/22/1980	H	College Station	W	13	10
11/21/1981	H	College Station	W	37	7
11/20/1982	H	College Station	W	34	14
11/19/1983	A	Fort Worth	W	20	10
11/24/1984	—/17	H College Station	W	35	21
11/23/1985	19/—	A Fort Worth	W	53	6
11/22/1986	13/—	H College Station	W	74	10
11/21/1987	16/—	A Fort Worth	W	42	24
11/19/1988	H	College Station	W	18	0
9/16/1989	21/—	A Fort Worth	W	44	7
11/24/1990	H	College Station	W	56	10
11/7/1991	12/—	A Fort Worth	W	44	7
11/21/1992	4/—	H College Station	W	37	10
11/20/1993	10/—	A Fort Worth	W	59	3
11/19/1994	9/—	H College Station	W	34	17
11/23/1995	16/—	A Fort Worth	W	38	6
12/28/2001	N	Houston	W	28	9

(galleryfurniture.com Bowl)

1877 944

## TEXAS

Texas leads, 76-37-5

1894	A	Austin	L	0	38
1898	A	Austin	L	0	48
1899	N	San Antonio	L	0	6
1900	N	San Antonio	L	0	5
1900	A	Austin	L	0	11
1901	N	San Antonio	L	0	17
1901	A	Austin	L	0	32
1902	N	San Antonio	T	0	0
1902	A	Austin	W	11	0
1903	A	Austin	L	6	29
1904	A	Austin	L	6	34
1905	A	Austin	L	0	27
1906	A	Austin	L	0	24
1907	N	Dallas	T	0	0
1907	A	Austin	L	6	11
1908	N	Houston	L	8	24
1908	A	Austin	L	12	28
1909	N	Houston	W	23	0
1909	A	Austin	W	5	0
1910	N	Houston	W	14	8
1911	A	Austin	L	0	6
1915	H	College Station	W	13	0
11/30/1916	A	Austin	L	7	21
11/20/1917	H	College Station	W	7	0
11/28/1918	A	Austin	L	0	7
11/27/1919	H	College Station	W	7	0
11/25/1920	A	Austin	L	3	7
11/24/1921	H	College Station	T	0	0
11/30/1922	A	Austin	W	14	7
11/29/1923	H	College Station	L	0	6
11/27/1924	A	Austin	L	0	7
11/26/1925	H	College Station	W	28	0
11/25/1926	A	Austin	L	5	14
11/24/1927	H	College Station	W	28	7
11/29/1928	A	Austin	L	0	19
11/28/1929	H	College Station	W	13	0
11/27/1930	A	Austin	L	0	26
11/26/1931	H	College Station	W	7	6
11/24/1932	A	Austin	L	0	21
11/30/1933	H	College Station	T	10	10
11/29/1934	A	Austin	L	0	13
11/28/1935	H	College Station	W	20	6
11/26/1936	H	College Station	L	0	7
11/25/1937	H	College Station	W	7	0
11/24/1938	A	Austin	L	6	7
11/30/1939	1/—	H College Station	W	20	0
11/28/1940	2/—	A Austin	L	0	7
11/27/1941	2/10	H College Station	L	0	23
11/26/1942	—/18	A Austin	L	6	12
11/25/1943	16/12	H College Station	L	13	27

11/30/1944	A	Austin	L	0	6
11/29/1945	—/10	H College Station	L	10	20
11/28/1946	—/20	A Austin	L	7	24
11/27/1947	—/7	H College Station	L	13	32
11/25/1948	A	Austin	T	14	14
11/24/1949	H	College Station	L	14	42
11/30/1950	—/5	A Austin	L	0	17
11/29/1951	—/16	H College Station	W	22	21
11/27/1952	—/10	A Austin	L	12	32
11/26/1953	—/11	H College Station	L	12	21
11/25/1954	A	Austin	L	13	22
11/24/1955	8/—	H College Station	L	6	21
11/29/1956	4/—	A Austin	W	34	21
11/28/1957	4/—	H College Station	L	7	9
11/27/1958	A	Austin	L	0	27
11/26/1959	—/4	H College Station	L	17	20
11/24/1960	A	Austin	L	14	21
11/23/1961	—/5	H College Station	L	0	25
11/22/1962	—/4	A Austin	L	3	13
11/28/1963	—/1	H College Station	L	13	15
11/26/1964	—/5	A Austin	L	7	26
11/25/1965	H	College Station	L	17	21
11/24/1966	A	Austin	L	14	22
11/27/1967	H	College Station	W	10	7
11/28/1968	—/6	A Austin	L	14	35
11/27/1969	—/1	H College Station	L	12	49
11/26/1970	—/1	A Austin	L	14	52
11/25/1971	—/12	H College Station	L	14	34
11/23/1972	—/6	A Austin	L	3	38
11/22/1973	—/11	H College Station	L	13	42
11/29/1974	8/17	A Austin	L	3	32
11/28/1975	2/5	H College Station	W	20	10
11/25/1976	11/—	A Austin	W	27	3
11/26/1977	12/1	H College Station	L	28	57
12/2/1978	—/14	A Austin	L	7	22
12/1/1979	—/6	H College Station	W	13	7
11/29/1980	A	Austin	W	24	14
11/26/1981	—/7	H College Station	L	13	21
11/25/1982	A	Austin	L	16	53
11/26/1983	—/2	H College Station	L	13	45
12/1/1984	—/13	A Austin	W	37	12
11/28/1985	15/18	H College Station	W	42	10
11/27/1986	10/—	A Austin	W	16	3
11/26/1987	15/—	H College Station	W	20	13
11/24/1988	A	Austin	W	28	24
12/2/1989	16/—	H College Station	W	21	10
12/1/1990	—/5	A Austin	L	27	28
11/28/1991	10/—	H College Station	W	31	14
11/26/1992	4/—	A Austin	W	34	13
11/25/1993	8/—	H College Station	W	18	9
11/5/1994	11/—	A Austin	W	34	10
12/2/1995	16/6	H College Station	L	6	16
11/29/1996	A	Austin	L	15	51
11/28/1997	15/—	H College Station	W	27	16
11/27/1998	6/—	A Austin	L	24	26
11/26/1999	24/7	H College Station	W	20	16
11/24/2000	22/12	A Austin	L	17	43
11/23/2001	—/5	H College Station	L	7	21
11/29/2002	—/10	A Austin	L	20	50
11/28/2003	—/6	H College Station	L	15	46
11/26/2004	22/5	A Austin	L	13	26
11/25/2005	—/2	H College Station	L	29	40
11/24/2006	—/11	A Austin	W	12	7
11/23/2007	—/12	H College Station	W	38	30
11/27/2008	—/4	A Austin	L	9	49
11/26/2009	—/3	H College Station	L	39	49
11/25/2010	17/—	A Austin	W	24	17
11/24/2011	H	College Station	L	25	27

1447 2297

## TEXAS STATE

A&M leads, 2-0

10/3/1919	H	College Station	W	28	0
9/22/2005	H	College Station	W	44	31

72 31

## TEXAS TECH

A&M leads, 37-32-1

11/28/1927	H	College Station	W	47	6
9/24/1932	N	Amarillo	W	7	0
10/3/1942	H	College Station	W	19	0
10/2/1943	A	Lubbock	W	13	0
9/30/1944	N	San Antonio	W	27	14
9/29/1945	A	Lubbock	W	16	6
9/28/1946	N	San Antonio	L	0	6
9/27/1947	N	San Antonio	W	29	7
9/25/1948	N	San Antonio	L	14	20
9/24/1949	N	San Antonio	W	26	17
9/30/1950	N	San Antonio	W	34	13
9/29/1951	10/—	N Dallas	W	20	7
10/10/1953	A	Lubbock	W	27	14
10/18/1954	—/19	H College Station	L	9	41
10/6/1956	11/—	N Dallas	W	40	7
9/28/1957	2/—	A Lubbock	W	21	0
9/20/1958	20/—	N Dallas	L	14	15
9/19/1959	N	Dallas	L	14	20
9/24/1960	H	College Station	T	14	14
10/7/1961	A	Lubbock	W	38	7
10/6/1962	H	College Station	W	7	3
10/5/1963	A	Lubbock	L	0	10
10/3/1964	H	College Station	L	12	16
10/2/1965	A	Lubbock	L	16	20
10/1/1966	H	College Station	W	35	14
10/14/1967	A	Lubbock	W	28	24
10/12/1968	H	College Station	L	16	21
10/11/1969	A	Lubbock	L	9	13
10/10/1970	H	College Station	L	7	21
10/16/1971	A	Lubbock	L	7	28
10/14/1972	H	College Station	L	14	17
10/13/1973	A	Lubbock	L	16	28
10/12/1974	16/7	H College Station	W	28	7
10/11/1975	6/—	A Lubbock	W	38	9
10/9/1976	17/15	H College Station	L	16	27
9/24/1977	6/7	A Lubbock	W	33	17
10/7/1978	7/—	H College Station	W	38	9
10/6/1979	A	Lubbock	L	20	21
10/4/1980	H	College Station	W	41	21
10/3/1981	A	Lubbock	W	24	23
10/2/1982	H	College Station	L	15	24
10/1/1983	A	Lubbock	L	0	3
10/6/1984	H	College Station	L	12	30
10/5/1985	A	Lubbock	W	28	27
10/4/1986	14/—	H College Station	W	45	8
10/3/1987	15/—	A Lubbock	L	21	27
10/1/1988	H	College Station	W	50	15
10/7/1989	19/—	A Lubbock	L	24	27
10/6/1990	19/—	H College Station	W	28	24
10/5/1991	23/—	A Lubbock	W	37	14
10/3/1992	5/—	H College Station	W	19	17
10/2/1993	14/—	A Lubbock	W	31	6
10/1/1994	10/—	H College Station	W	23	17
10/7/1995	8/—	A Lubbock	L	7	14
10/26/1996	H	College Station	L	10	13
10/25/1997	20/—	A Lubbock	L	13	16
10/24/1998	8/25	H College Station	W	17	10
10/2/1999	5/—	A Lubbock	L	19	21
9/30/2000	H	College Station	W	33	15
11/3/2001	24/—	A Lubbock	L	0	12
10/5/2002	23/—	H College Station (OT)	L	47	48
10/4/2003	A	Lubbock	L	28	59
11/13/2004	22/—	H College Station (OT)	W	32	25
11/5/2005	—/16	A Lubbock	L	17	56
9/30/2006	H	College Station	L	27	31
10/13/2007	A	Lubbock	L	7	35
10/18/2008	—/7	H College Station	L	25	43
10/24/2009	—/21	A Lubbock	W	52	30
10/30/2010	H	College Station	W	45	27
10/8/2011	24/—	A Lubbock	W	45	40

1596 1287

## TRANSYLVANIA (KY.)

series tied, 1-1

1905	H	College Station	L	6	29
1910	H	College Station	W	33	0

39 29



<b>TRINITY</b>					
<b>A&amp;M leads, 18-1-2</b>					
1902	H	College Station	T	0	0
1902	H	College Station	W	34	0
1903	H	College Station	W	16	0
1903	H	College Station	L	0	18
1905	H	College Station	W	24	0
1908	H	College Station	W	6	0
1909	H	College Station	W	47	0
1912	H	College Station	W	59	0
1913	H	College Station	W	7	0
1914	H	College Station	T	0	0
1915	H	College Station	W	62	0
10/24/1919	H	College Station	W	42	0
9/26/1924	H	College Station	W	33	0
9/25/1925	H	College Station	W	20	10
9/24/1926	H	College Station	W	26	0
9/23/1927	H	College Station	W	45	0
9/22/1928	H	College Station	W	21	0
9/23/1933	H	College Station	W	38	0
10/15/1951	A	San Antonio	W	53	14
10/ 1/1960	A	San Antonio	W	14	0
10/14/1961	A	San Antonio	W	55	0
					<b>602 42</b>

<b>TULANE</b>						
<b>A&amp;M leads, 10-5</b>						
1899	H	College Station	W	22	0	
1902	H	College Station	W	17	5	
1906	H	College Station	W	18	0	
1907	H	College Station	W	18	6	
1910	H	College Station	W	17	0	
1912	H	College Station	W	41	0	
11/ 2/1917	H	College Station	W	35	0	
10/ 5/1929	A	New Orleans	L	10	13	
10/11/1930	N	Dallas	L	9	19	
10/ 3/1931	A	New Orleans	L	0	7	
10/ 1/1932	A	New Orleans	L	14	26	
9/30/1933	A	New Orleans	W	13	6	
1/ 1/1940	1/ 5	A	New Orleans	W	14	13
<i>(Sugar Bowl)</i>						
9/24/1966	A	New Orleans	L	13	21	
9/28/1968	A	New Orleans	W	35	3	
					<b>276 119</b>	

<b>TULSA</b>					
<b>A&amp;M leads, 6-2</b>					
10/10/1922	N	Dallas	L	10	13
10/ 1/1938	H	College Station	W	20	0
10/ 5/1940	N	San Antonio	W	41	6
9/28/1985	H	College Station	W	45	10

9/21/1991	15/-	A	Tulsa	L	34	35
9/12/1992	7/-	H	College Station	W	19	9
9/16/1995	3/-	H	College Station	W	52	9
9/18/1999	7/-	H	College Station	W	62	13
					<b>283 95</b>	

<b>UAB</b>						
<b>A&amp;M leads, 1-0</b>						
9/26/2009		H	College Station	W	56	19

<b>UCLA</b>						
<b>series tied, 2-2</b>						
10/12/1940		A	Los Angeles	W	7	0
9/21/1951	6/-	A	Los Angeles	W	21	14
9/16/1955	-/ 1	A	Los Angeles	L	0	21
1/ 1/1998	20/ 5	N	Dallas (Cotton Bowl)	L	23	29
					<b>51 64</b>	

<b>UT ARLINGTON</b>						
<b>A&amp;M leads, 1-0</b>						
9/18/1982		H	College Station	W	61	22

<b>UTAH</b>						
<b>A&amp;M leads, 2-1</b>						
11/14/1936	15/-	H	College Station	W	20	7
9/ 6/2003		H	College Station	W	28	26
9/ 2/2004	-/19	A	Salt Lake City	L	21	41
					<b>69 74</b>	

<b>UTAH STATE</b>						
<b>A&amp;M leads, 1-0</b>						
9/19/2009		H	College Station	W	38	30

<b>UTEP</b>						
<b>A&amp;M leads, 3-0</b>						
9/ 1/1984		H	College Station	W	20	17
9/16/2000		H	College Station	W	45	17
11/ 2/2013	14/-	H	College Station	W	57	7
					<b>122 41</b>	

<b>VILLANOVA</b>						
<b>series tied, 2-2</b>						
10/14/1939		H	College Station	W	33	7
9/18/1948		A	Philadelphia	L	14	34
9/17/1949		H	College Station	L	0	35
9/22/1956	9/-	H	College Station	W	19	0
					<b>66 76</b>	

<b>VIRGINIA TECH</b>						
<b>series tied, 2-2</b>						
9/11/1976	14/-	H	College Station	W	19	0
9/17/1977	7/-	A	Blacksburg	W	27	6
9/21/2002	19/ 7	H	College Station	L	3	13
9/18/2003	-/ 8	A	Blacksburg	L	19	35
					<b>68 54</b>	

<b>VMI</b>						
<b>A&amp;M leads, 1-0</b>						
10/14/1950		H	College Station	W	52	0

<b>WASHINGTON</b>						
<b>A&amp;M leads, 2-1</b>						
9/28/1974	9/-	A	Seattle	W	28	15
9/19/1987	-/10	H	College Station	W	29	12
9/ 9/1989	15/-	A	Seattle	L	6	19
					<b>63 46</b>	

<b>WASHINGTON STATE</b>						
<b>A&amp;M leads, 2-0</b>						
12/ 6/1941	9/19	N	Tacoma, WA	W	7	0
12/ 5/1942		H	College Station	W	21	0
					<b>28 0</b>	

<b>WAXAHACHIE AC</b>						
<b>A&amp;M leads, 1-0</b>						
1900		H	College Station	W	11	0

<b>WEST VIRGINIA</b>						
<b>A&amp;M leads, 1-0</b>						
12/29/2014		N	Memphis, Tenn	W	45	37
<i>(AutoZone Liberty Bowl)</i>						

<b>WICHITA STATE</b>						
<b>A&amp;M leads, 4-0</b>						
9/12/1970		H	College Station	W	41	14
9/11/1971		H	College Station	W	41	7
9/ 9/1972		A	Wichita	W	36	13
9/15/1973		H	College Station	W	48	0
					<b>166 34</b>	

<b>WYOMING</b>						
<b>A&amp;M leads, 3-0</b>						
9/ 9/2000		H	College Station	W	51	3
9/ 6/2001		A	Laramie	W	28	20
9/11/2004		H	College Station	W	31	0
					<b>110 23</b>	

# OVERTIME HISTORY

Overall: 8-6 Home: 5-3 Away: 1-2 Neutral: 2-1

Overtime in college football was introduced for the 1995 bowl season. 1996 marked the first full season of OT.

DATE	FINAL SCORE	OTs	SITE	4QTR*
Nov. 1, 1997	A&M 28 .....Oklahoma State 25	1	College Station	22-22
Dec. 5, 1998	A&M 36 .....Kansas State 33	2	St. Louis	(Big 12 Championship) 27-27
Dec. 31, 2000	Mississippi State 43 .....A&M 41	1	Shreveport, La.	(Independence Bowl) 35-35
Oct. 5, 2002	Texas Tech 48 .....A&M 47	1	College Station	41-41
Nov. 16, 2002	Missouri 33 .....A&M 27	2	College Station	24-24
Oct. 23, 2004	A&M 29 .....Colorado 26	1	College Station	26-26
Oct. 30, 2004	Baylor 35 .....A&M 34	1	Waco	27-27
Nov. 13, 2004	A&M 32 .....Texas Tech 25	1	College Station	25-25
Oct. 1, 2005	A&M 16 .....Baylor 13	1	College Station	10-10
Oct. 21, 2006	A&M 34 .....Oklahoma State 33	1	Stillwater, Okla.	27-27
Sept. 8, 2007	A&M 47 .....Fresno State 45	3	College Station	29-29
Oct. 29, 2011	Missouri 38 .....A&M 31	1	College Station	31-31
Nov. 12, 2011	Kansas State 53 .....A&M 50	4	Manhattan, Kansas	31-31
Sept. 27, 2014	A&M 35 .....Arkansas 28	1	Arlington, Texas	(AT&T Stadium) 28-28

\* score at end of regulation

# - TEXAS A&M ATTENDANCE RECORDS -

## 80,000-PLUS CROWDS AT KYLE FIELD (63)

1. Ole Miss	Oct. 11, 2014	110,633
2. LSU	Nov. 27, 2014	105,829
3. Missouri	Nov. 15, 2014	104,756
4. Lamar	Sept. 6, 2014	104,728
5. Rice	Sept. 13, 2014	103,867
6. ULM	Nov. 1, 2014	100,922
7. Nebraska	Nov. 20, 2010	90,079
8. Texas	Nov. 24, 2011	88,645
9. Alabama	Sept. 14, 2013	87,596
10. Mississippi State	Nov. 9, 2013	88,504
11. Texas	Nov. 23, 2007	88,253
12. Texas	Nov. 23, 2001	87,555
13. LSU	Oct. 20, 2012	87,429
14. Baylor	Oct. 15, 2011	87,361
15. Oklahoma State	Sept. 25, 2011	87,358
16. Missouri	Nov. 24, 2012	87,222
17. Notre Dame	Sept. 29, 2001	87,206
18. Oklahoma	Nov. 11, 2000	87,188
19. Auburn	Oct. 13, 2013	87,165
20. UTEP	Nov. 2, 2013	87,126
21. Florida	Sept. 8, 2012	87,114
22. Sam Houston State	Nov. 17, 2012	87,101
23. SMU	Sept. 4, 2011	86,951
24. Missouri	Oct. 29, 2011	86,934
25. Sam Houston State	Sept. 7, 2013	86,800
26. South Carolina State	Sept. 22, 2012	86,775
27. Rice	Aug. 31, 2013	86,686
28. Idaho	Sept. 17, 2011	86,623
29. Texas	Nov. 25, 2005	86,617
30. Vanderbilt	Oct. 26, 2013	86,584
31. SMU	Sept. 21, 2013	86,542
32. Texas Tech	Oct. 5, 2002	86,478
33. Arkansas	Sept. 29, 2012	86,442
34. Kansas	Nov. 19, 2011	86,411
35. Oklahoma State	Oct. 6, 2007	86,217
36. Iowa State	Oct. 29, 2005	86,172
37. Texas	Nov. 26, 1999	86,128
38. Texas Tech	Oct. 18, 2008	86,012
39. Texas Tech	Sept. 30, 2006	85,979
40. Oklahoma	Nov. 4, 2006	85,697
41. Iowa State	Oct. 27, 2001	85,661
42. Oklahoma	Nov. 8, 2008	85,603
43. Kansas	Oct. 27, 2007	85,341
44. Texas	Nov. 26, 2009	84,671
45. Texas Tech	Oct. 30, 2010	84,479
46. Miami	Sept. 20, 2008	84,165
47. Texas	Nov. 28, 2003	84,094
48. Army	Sept. 27, 2008	84,090
49. Oklahoma	Nov. 9, 2002	84,036
50. Virginia Tech	Sept. 21, 2002	83,746
51. Texas Tech	Sept. 30, 2000	83,644
52. Missouri	Oct. 16, 2010	83,453
53. Nebraska	Nov. 11, 2006	83,336
54. Baylor	Sept. 29, 2007	82,970
55. Oklahoma State	Sept. 22, 2001	82,601
56. Baylor	Oct. 6, 2001	82,589
57. Texas Tech	Nov. 13, 2004	82,278
58. Baylor	Nov. 21, 2009	82,106
59. Oklahoma	Nov. 6, 2010	81,392
60. Stephen F. Austin	Sept. 4, 2010	81,287
61. Oklahoma	Nov. 6, 2004	81,125
62. Nebraska	Oct. 26, 2002	81,054
63. Kansas State	Oct. 28, 2000	80,659

## TOP 50 CROWDS, ALL VENUES

1. OLE MISS	Oct. 11, 2014	110,633
2. LSU	Nov. 27, 2014	105,829
3. at Michigan	Oct. 1, 1977	104,802
4. MISSOURI	Nov. 15, 2014	104,756
5. LAMAR	Sept. 6, 2014	104,728
6. RICE	Sept. 13, 2014	103,867
7. ULM	Nov. 1, 2014	100,922
8. at Alabama	Nov. 18, 2014	101,821
10. at Texas	Nov. 25, 2010	100,752
11. at Texas	Nov. 27, 2008	98,621
12. at LSU	Nov. 23, 2013	92,949
13. NEBRASKA	Nov. 20, 2010	90,079
14. TEXAS	Nov. 24, 2011	88,645
15. MISSISSIPPI STATE	Nov. 9, 2013	88,504
16. TEXAS	Nov. 23, 2007	88,253
17. ALABAMA	Sept. 14, 2013	87,596
18. TEXAS	Nov. 23, 2001	87,555
19. at Auburn	Nov. 9, 2014	87,451
20. LSU	Oct. 20, 2012	87,429
21. BAYLOR	Oct. 15, 2011	87,361
22. OKLAHOMA STATE	Sept. 25, 2011	87,358
23. Missouri	Nov. 24, 2012	87,222
24. NOTRE DAME	Sept. 29, 2001	87,206
25. OKLAHOMA	Nov. 11, 2000	87,188
26. AUBURN	Oct. 19, 2013	87,165
27. UTEP	Nov. 2, 2013	87,126
28. Florida	Sept. 8, 2012	87,114
29. Sam Houston State	Nov. 17, 2012	87,101
30. Oklahoma	Jan. 4, 2013	87,025
<i>(Cotton Bowl - Cowboys Stadium, Arlington, Texas)</i>		
31. SMU	Sept. 4, 2011	86,951
32. MISSOURI	Oct. 29, 2011	86,934
33. SAM HOUSTON STATE	Sept. 7, 2013	86,800
34. South Carolina State	Sept. 22, 2012	86,775
35. RICE	Aug. 31, 2013	86,686
36. IDAHO	Sept. 17, 2011	86,623
37. TEXAS	Nov. 25, 2005	86,617
38. VANDERBILT	Oct. 26, 2013	86,584
39. SMU	Sept. 21, 2013	86,542
40. TEXAS TECH	Oct. 5, 2002	86,478
41. Arkansas	Sept. 29, 2012	86,442
42. KANSAS	Nov. 19, 2011	86,411
43. OKLAHOMA STATE	Oct. 6, 2007	86,217
44. TEXAS	Nov. 26, 1999	86,128
45. TEXAS TECH	Oct. 18, 2008	86,012
46. at Oklahoma	Nov. 5, 2011	85,709
47. at Ohio State	Sept. 26, 1970	85,657
48. OKLAHOMA	Nov. 8, 2008	85,603
49. KANSAS	Oct. 27, 2007	85,341
50. at Auburn	Oct. 27, 2012	85,119

## 75,000-PLUS CROWDS, ROAD VENUES (41)

1. Michigan	Oct. 1, 1977	104,802
2. Alabama	Oct. 18, 2014	101,821
Alabama	Nov. 10, 2012	101,821
4. Texas	Nov. 25, 2010	100,752
5. Texas	Nov. 27, 2008	98,621
6. LSU	Nov. 23, 2013	92,949
7. Auburn	Nov. 8, 2014	87,451
8. Oklahoma	Jan. 4, 2013	87,025
<i>(Cotton Bowl - Cowboys Stadium, Arlington, Texas)</i>		
9. Oklahoma	Nov. 5, 2011	85,709
10. Ohio State	Sept. 26, 1970	85,657
11. at Auburn	Oct. 27, 2012	85,119
12. Oklahoma	Nov. 3, 2007	85,044
13. Oklahoma	Nov. 14, 2009	85,013
14. Nebraska	Oct. 20, 2007	84,473
15. Texas	Nov. 24, 2000	84,012
16. Texas	Nov. 26, 2004	83,891
17. Texas	Nov. 29, 2002	83,711
18. Texas	Nov. 27, 1998	83,687
19. Oklahoma	Nov. 8, 2003	83,461
20. vs LSU	Jan. 7, 2010	83,514
<i>(Cotton Bowl-Cowboys Stadium, Arlington, Texas)</i>		
21. South Carolina	Aug. 28, 2014	82,487
22. Texas	Dec. 1, 1990	82,518
23. Texas	Nov. 5, 1994	82,312
24. Texas	Nov. 29, 1996	81,887
25. Texas	Dec. 1, 1984	81,309
26. Texas	Nov. 26, 1992	81,170
27. Notre Dame	Sept. 2, 2000	80,232
28. Clemson	Sept. 3, 2005	80,000
29. LSU	Sept. 13, 1986	79,713
30. LSU	Sept. 3, 1988	79,018
31. Texas	Nov. 24, 1988	77,809
32. Nebraska	Nov. 6, 1999	77,705
33. LSU	Sept. 29, 1990	77,703
34. Nebraska	Oct. 18, 2003	77,604
35. Texas	Nov. 29, 1974	77,584
36. Penn State	Sept. 22, 1979	77,576
37. vs Ohio State	Jan. 1, 1999	76,503
<i>(Sugar Bowl - SuperDome, New Orleans, La.)</i>		
38. Nebraska	Sept. 16, 1972	76,042
39. vs Tennessee	Jan. 1, 2005	75,704
<i>(Cotton Bowl - Cotton Bowl, Dallas, Texas)</i>		
40. Oklahoma	Nov. 10, 2001	75,525
41. LSU	Sept. 3, 1994	75,504

## YEAR-BY-YEAR SEASON AVERAGES

YEAR	GAMES	AVERAGE
2014	6	105,122
2013	8	87,125
2012	6	87,014
2011	7	87,183
2010	7	82,477
2009	7	76,800
2008	7	82,193
2007	7	82,207
2006	7	75,985
2005	6	79,732
2004	6	74,498
2003	7	76,243
2002	7	80,198
2001	6	82,711
2000	6	77,579
1999	6	73,126
1998	6	58,292
1997	6	61,918
1996	6	63,272
1995	6	62,457
1994	6	62,877
1993	6	59,608
1992	6	58,768
1991	6	63,318
1990	6	54,252
1989	6	61,771
1988	6	57,576
1987	6	66,623
1986	6	59,662
1985	6	56,332
1984	7	45,783
1983	7	58,409
1982	7	55,941
1981	5	63,833
1980	5	60,432
1979	5	57,980
1978	5	52,269
1977	5	53,930
1976	6	48,395
1975	5	50,546
1974	5	43,867
1973	5	40,426
1972	5	34,924
1971	5	32,863



## TOP SEASON AVERAGES

### HOME

YEAR	AVERAGE	YEAR	AVERAGE
1. 2014	105,122	9. 2002	80,198
2. 2011	87,183	10. 2005	79,731
3. 2012	87,125	11. 2000	77,579
4. 2012	87,014	12. 2009	76,800
5. 2001	82,711	13. 2003	76,243
6. 2010	82,477	14. 2006	75,985
7. 2007	82,207	15. 2004	74,498
8. 2008	82,193	16. 1999	73,126

### AWAY

YEAR	AVERAGE	YEAR	AVERAGE
1. 2014	73,614	9. 2010	59,591
2. 2012	73,409	10. 2009	58,727
3. 2007	66,915	11. 2000	57,912
4. 2003	66,691	12. 1994	57,034
5. 2011	63,282	13. 2004	56,400
6. 1986	61,806	14. 1982	55,522
7. 2012	66,665	15. 1974	54,978
8. 1999	61,492	16. 1998	54,879

### OVERALL

YEAR	AVERAGE	YEAR	AVERAGE
1. 2014	86,015	9. 2008	70,181
2. 2012	81,429	10. 2000	68,639
3. 2011	76,152	11. 2002	67,572
4. 2012	75,315	12. 1999	67,309
5. 2007	75,091	13. 2001	66,292
6. 2010	74,218	14. 2004	65,449
7. 2003	72,263	15. 1986	60,734
8. 2009	70,365	16. 1994	60,221

# KYLE FIELD HISTORY/TIMELINE

## KYLE FIELD TIMELINE

<b>Spring 1905</b>	E.J. Kyle, professor of horticulture and staunch supporter of Aggie athletics, donates 400x400 foot all-purpose athletic area. Two seats of bleachers were built to accommodate 500 spectators.
<b>1906</b>	Grateful Corps of Cadets met in old chapel to express their appreciation for Kyle and named the new field for him. Not officially, but the name stuck.
<b>1907</b>	Kyle purchased grand stands from the Bryan Fair Association with a personal check and moved them to Kyle Field.
<b>1915</b>	Kyle Field seating is raised to 6,800.
<b>1923</b>	Seating increased to 8,500.
<b>1927</b>	Construction begins on concrete stands.
<b>1929</b>	New \$365,000 concrete stadium is complete in time for the Texas A&M vs. Texas clash on Thanksgiving. The stadium features 32,890 permanent seats and 5,000 temporary seats.
<b>1956</b>	Texas A&M Board of Directors officially named Kyle Field after Edwin Jackson Kyle, '99.
<b>1967</b>	Second decks added.
<b>1970</b>	Artificial turf installed.
<b>1980</b>	Third decks finished, new press box, suites dedicated against Penn State. Capacity 70,016.
<b>1982</b>	Seats on east side narrowed. Capacity 72,387.
<b>1992</b>	Seats widened and capacity moves back to 70,210.
<b>1996</b>	Natural grass returns.
<b>1998</b>	Construction on The Zone is underway, capacity is limited to 58,292.
<b>1999</b>	The Zone is complete and capacity increases to 82,600.
<b>2008</b>	Refiguring suites places capacity to 83,002.
<b>2012</b>	Student seating changes makes Kyle Field capacity 82,589.
<b>2013</b>	Texas A&M received approval from Board of Regents to proceed with \$450 million redevelopment of Kyle Field. Renovation and expansion will start immediately after 2013 season and is scheduled to be completed in time for the 2015 season.



## The Home of the 12th Man

**Regarded as one of the nation's most intimidating road venues, Texas A&M's Kyle Field has been the home of the Aggie football team since 1905.**

Over the past two years, Kyle Field has undergone one of the largest and most extensive redevelopment projects in the history of collegiate athletics. The redeveloped Kyle Field will feature an expanded seating capacity of 102,512, making it one of the five largest stadiums in collegiate football. The \$485 million redevelopment featured two phases and will make its debut for the 2015 season. The Aggies drew more than 100,000 fans to Kyle Field for all seven games in 2014, including the stadium record of 110,633 for the Ole Miss contest.

Prior to the redevelopment, the most recent major improvement was the \$32.9 million north end zone expansion, which was completed in 1999. The formation of the Bernard C. Richardson Zone raised Kyle Field's capacity to 82,589. "The Zone" opened at full capacity for the first time for the annual Texas A&M-Texas grudge match in 1999 and a then state-record football crowd of 86,128 watched the Aggies tally a hard-fought 20-16 victory over the arch rival Longhorns. The stadium record was broken six times since the 1999 game and stood at 90,079 (9-6 win over Nebraska in 2010) prior to the redevelopment.

The Aggies have always been tough to beat at Kyle Field with an all-time record of 397-159-19 (70.7 winning percentage) on their home field.

Kyle Field was named for Edwin Jackson Kyle, who served as Texas A&M's dean of agriculture and athletic council president. Kyle donated a 400 x 400-foot area of the southern edge of campus that

### KYLE FIELD FACTS

- Home of the Aggies since 1905.
- Capacity for the 2015 season is 102,512.
- A crowd of 110,633 on Oct. 11, 2014, to see the Aggies face Ole Miss was the largest to see a football game in the state of Texas and the most in SEC history.
- Texas A&M announced a \$450 million redevelopment of Kyle Field in May of 2013 that will begin at conclusion of 2013 season. One of the largest college football stadium redevelopments in history, it is scheduled to be completed in time for the 2015 season.
- With 30,000 Texas A&M students at football games, Kyle Field hosts the largest student crowd in the nation.

had been assigned to him for horticultural experiments.

The permanent seating on the east and west sides of Kyle Field were added in 1927 and the horseshoe was completed in 1929. The stadium was expanded in 1967 to include two decks of grandstands, and the third decks were added to the east and west sides in 1980. The Aggies played on grass through the 1960s, but A&M became one of the many schools that switched to artificial turf in the early 1970s. Grass returned to Kyle Field in 1996 and the Aggies currently play on grass.



# — ALL-TIME RECORD AT KYLE FIELD —

391-157-19 all-time on site, 290-143-12 in stadium (built 1927)

<b>THE 1900s</b> (24-4-1)	<b>THE 1920s</b> (37-7-3)	<b>THE 1940s</b> (22-17-1)	<b>THE 1960s</b> (14-18-3)	<b>THE 1980s</b> (45-17)	<b>THE 2000s</b> (42-24)
1905 ..... 6-1	1920 ..... 3-0-1	1940 ..... 4-0	1960 ..... 0-1-2	1980 ..... 2-3	2000 ..... 4-2
1906 ..... 5-0	1921 ..... 3-0-1	1941 ..... 4-1	1961 ..... 2-1-1	1981 ..... 3-3	2001 ..... 5-1
1907 ..... 6-0	1922 ..... 2-1	1942 ..... 3-1	1962 ..... 1-2	1982 ..... 5-2	2002 ..... 3-4
1908 ..... 2-3	1923 ..... 3-2	1943 ..... 2-1	1963 ..... 1-3	1983 ..... 3-4	2003 ..... 4-3
1909 ..... 5-0-1	1924 ..... 6-0	1944 ..... 1-2	1964 ..... 0-2	1984 ..... 5-2	2004 ..... 5-1
	1925 ..... 5-0	1945 ..... 4-2	1965 ..... 1-3	1985 ..... 6-0	2005 ..... 4-2
	1926 ..... 3-0-1	1946 ..... 2-2	1966 ..... 2-1	1986 ..... 6-0	2006 ..... 4-3
	1927 ..... 5-0	1947 ..... 2-2	1967 ..... 3-2	1987 ..... 5-1	2007 ..... 6-1
	1928 ..... 4-2	1948 ..... 0-3	1968 ..... 2-2	1988 ..... 5-1	2008 ..... 2-5
	1929 ..... 3-2	1949 ..... 0-3-1	1969 ..... 2-1	1989 ..... 5-1	2009 ..... 5-2
<b>THE 1910s</b> (52-7-3)	<b>THE 1930s</b> (32-15-3)	<b>THE 1950s</b> (19-17-4)	<b>THE 1970s</b> (32-18)	<b>THE 1990s</b> (55-4-1)	<b>THE 2010s</b> (23-11)
1910 ..... 6-0	1930 ..... 2-2	1950 ..... 3-1	1970 ..... 1-4	1990 ..... 5-0-1	2010 ..... 6-1
1911 ..... 6-0	1931 ..... 4-1	1951 ..... 2-0-2	1971 ..... 3-2	1991 ..... 6-0	2011 ..... 4-3
1912 ..... 7-1	1932 ..... 3-1	1952 ..... 1-2-1	1972 ..... 1-4	1992 ..... 6-0	2012 ..... 4-2
1913 ..... 3-4-2	1933 ..... 4-1-1	1953 ..... 0-3-1	1973 ..... 3-2	1993 ..... 6-0	2013 ..... 6-2
1914 ..... 4-0-1	1934 ..... 1-2-2	1954 ..... 0-4	1974 ..... 5-0	1994 ..... 6-0	2014 ..... 3-3
1915 ..... 4-2	1935 ..... 2-3	1955 ..... 3-1	1975 ..... 5-0	1995 ..... 5-1	
1916 ..... 4-0	1936 ..... 4-2	1956 ..... 4-0	1976 ..... 5-1	1996 ..... 3-3	
1917 ..... 5-0	1937 ..... 3-1	1957 ..... 4-1	1977 ..... 3-2	1997 ..... 6-0	
1918 ..... 5-0	1938 ..... 4-2	1958 ..... 1-2	1978 ..... 4-1	1998 ..... 6-0	
1919 ..... 8-0	1939 ..... 5-0	1959 ..... 1-3	1979 ..... 2-2	1999 ..... 6-0	

**KYLE FIELD RECORD CROWD**  
110,633 fans, most in SEC history



# ALL-TIME TELEVISION APPEARANCES

## 2014 (8-5)

vs. West Virginia †	ESPN	N	W	45 - 37
LSU	ESPN	N	L	17 - 23
Missouri	SEC NTK	N	L	27 - 34
at Auburn	CBS	N	W	41 - 38
ULM	SEC NTK	N	W	21 - 16
at Alabama	CBS	N	L	0 - 59
Ole Miss	ESPN	N	L	20 - 35
at Mississippi State	ESPN	N	L	31 - 48
vs. Arkansas (Arlington)	CBS	N	W	35 - 28
at SMU	ABC	R	W	58 - 6
Rice	ESPN2	N	W	37 - 10
Lamar	SEC NTK	N	W	73 - 3
at South Carolina †	SEC NTK	N	W	52 - 28

† AutoZone Liberty Bowl, Liberty Bowl Stadium, Memphis, Tenn.

## 2013 (8-4)

vs. Duke †	ESPN	N	W	52 - 48
at Missouri	ESPN	N	L	21 - 28
at LSU	CBS	N	L	10 - 34
Mississippi State	CBS	N	W	51 - 41
UTEP	ESPN2	N	W	57 - 7
Vanderbilt	SEC TV	R	W	56 - 24
Auburn	CBS	N	L	41 - 45
at Ole Miss	ESPN	N	W	41 - 38
at Arkansas	ESPN2	N	W	45 - 33
SMU	ESPNU	N	W	42 - 13
Alabama	CBS	N	L	42 - 49
Rice	ESPN	N	W	51 - 31

† Chick-fil-A Bowl, Georgia Dome, Atlanta, Ga.

## 2012 (10-2)

vs. Oklahoma †	Fox	N	W	41 - 13
Missouri	ESPN2	N	W	59 - 29
at Alabama	CBS	N	W	29 - 24
at Mississippi State	ESPN	N	W	38 - 13
at Auburn	ESPNU	N	W	63 - 21
LSU	ESPN	N	L	19 - 24
vs. Louisiana Tech ‡	ESPNU	N	W	59 - 57
at Ole Miss	ESPNU	N	W	30 - 27
Arkansas	SEC Network	R	W	58 - 10
South Carolina State	FSN	N	W	70 - 14
at SMU	FSN	N	W	48 - 3
Florida	ESPN	N	L	17 - 20

† AT&T Cotton Bowl, Cowboys Stadium, Arlington, Texas  
‡ Independence Stadium, Shreveport, La.

## 2011 (6-6)

vs. Northwestern†	ESPN	N	W	33 - 22
Texas	ESPN	N	L	25 - 27
Kansas	FSN	R	W	61 - 7
at Kansas State	ABC	R	L	50 - 53
at Oklahoma	ABC	R	L	25 - 41
Missouri	FX	N	L	31 - 38
at Iowa State	ABC	R	W	33 - 17
Baylor	FX	N	W	55 - 28
at Texas Tech	FX	N	W	45 - 40
vs. Arkansas (Arlington)	ESPN	N	L	38 - 42
Oklahoma State	ABC	R	L	29 - 30
SMU	FSN	N	W	46 - 14

† Meineke Car Care Bowl of Texas, Reliant Stadium, Houston

## 2010 (5-4)

vs. LSU†	Fox	N	L	24 - 41
at Texas	ESPN	N	W	24 - 17
Nebraska	ABC	N	W	9 - 6
at Baylor	FSN	R	W	42 - 30
Oklahoma	FSN	R	W	33 - 19
at Kansas	FSN	R	W	45 - 10
Missouri	FSN	R	L	9 - 30
vs. Arkansas (Arlington)	ABC	R	L	17 - 24
at Oklahoma State	ESPN	N	L	35 - 38

† Cotton Bowl, Cowboys Stadium, Arlington, Texas



## 2009 (0-7)

vs. Georgia†	ESPN2	N	L	20 - 44
Texas	ESPN	N	L	39 - 49
at Oklahoma	FSN	N	L	10 - 65
at Colorado	FCS	N	L	34 - 35
at Kansas State	FCS	N	L	14 - 62
Oklahoma State	FSN	N	L	31 - 36
vs. Arkansas (Arlington)	ESPN2	N	L	19 - 47

† Independence Bowl, Independence Stadium, Shreveport, La.

## 2008 (3-4)

Texas	ESPN	N	L	9 - 49
Oklahoma	ABC	R	L	28 - 66
at Iowa State	FCS	N	W	49 - 35
Texas Tech	FSN	N	L	25 - 43
Army	Versus	N	W	21 - 17
Miami	ABC	R	L	23 - 41
at New Mexico	Versus	N	W	28 - 22

## 2007 (4-6)

vs. Penn State†	ESPN	N	L	17 - 24
Texas	ABC	N	W	38 - 30
at Missouri	FSN	N	L	26 - 40
at Oklahoma	ABC	S/N	L	14 - 42
Kansas	ESPN2	N	L	11 - 19
at Texas Tech	ABC	R	L	7 - 35
Oklahoma State	FSN	N	W	24 - 23
Baylor	Versus	N	W	34 - 10
at Miami	ESPN	N	L	17 - 34
Fresno State	FSN	N	W	47 - 45

† Alamo Bowl, Alamodome, San Antonio, Texas

## 2006 (4-4)

vs. California†	ESPN	N	L	10 - 45
at Texas	ABC	N	W	12 - 7
Nebraska	ABC	R	L	27 - 28
Oklahoma	ABC	S/N	L	16 - 17
Missouri	ABC	R	W	25 - 19
at Kansas	FSN	N	W	21 - 18
Texas Tech	ABC	R	L	27 - 31
vs. Army (San Antonio)	ESPN2	N	W	28 - 24

† Holiday Bowl, Qualcomm Stadium, San Diego, Calif.

## 2005 (3-6)

Texas	ABC	N	L	29 - 40
at Oklahoma	ABC	R	L	30 - 36
at Texas Tech	FSN	N	L	17 - 56
Iowa State	ABC	R	L	14 - 42
at Colorado	FSN	N	L	20 - 41
Baylor	FSN	N	W	16 - 13
Texas State	FSN	R	W	44 - 31
SMU	FSN	N	W	66 - 8
at Clemson	ABC	R	L	24 - 25

## 2004 (5-4)

vs. Tennessee†	FOX	N	L	7 - 38
at Texas	ABC	N	L	13 - 26
Texas Tech	ABC	R	W	32 - 25
Oklahoma	ABC	R	L	35 - 42
at Oklahoma State	FSN	N	W	36 - 20
Kansas State	TBS	N	W	42 - 30
Clemson	TBS	N	W	27 - 6
Wyoming	FSN	N	W	31 - 0
at Utah	ESPN	N	L	21 - 41

† Cotton Bowl, Dallas, Texas

## 2003 (0-8)

Texas	ABC	N	L	15 - 46
at Missouri	FSN	R	L	22 - 45
at Oklahoma	ABC	R	L	0 - 77
Oklahoma State	ABC	R	L	10 - 38
at Nebraska	FSN	R	L	12 - 48
at Texas Tech	FSN	N	L	28 - 59
Pittsburgh	ABC	R	L	26 - 37
at Virginia Tech	ESPN	N	L	19 - 35

## 2002 (2-5)

at Texas	ABC	N	L	50 - 20
Oklahoma	ABC	R	W	30 - 26
at Oklahoma State	FSN	R	L	23 - 28
Nebraska	TBS	N	L	31 - 8
at Baylor	FSN	R	W	41 - 0
Virginia Tech	ABC	R	L	3 - 13
at Pittsburgh	ESPN	N	L	14 - 12

HISTORY

**2001 (3-2)**

vs. TCU†	ESPN	N	W	28 - 9
Texas	ABC	N	L	7 - 21
at Oklahoma	ABC	R	L	10 - 31
Notre Dame	ABC	R	W	24 - 3
at Wyoming	ESPN2	N	W	28 - 20

† galleryfurniture.com Bowl, Astrodome, Houston

**2000 (5-4)**

vs. Mississippi State†	ESPN	N	L	41 - 43
at Texas	ABC	N	L	17 - 43
Oklahoma	ABC	R	L	31 - 35
Kansas State	ABC	R	W	26 - 10
at Iowa State	ABC	R	W	30 - 7
at Baylor	FSN	R	W	24 - 0
Texas Tech	FSN	R	W	33 - 15
Wyoming	FSN	N	W	51 - 3
at Notre Dame	NBC	N	L	10 - 24

† Independence Bowl, Independence Stadium, Shreveport, La.

**1999 (4-4)**

vs. Penn State†	ESPN	N	L	0 - 24
Texas	ABC	N	W	20 - 16
at Missouri	FSN	R	W	51 - 14
at Nebraska	ABC	R	L	0 - 37
at Oklahoma	FSN	N	L	6 - 51
Kansas	FSN	R	W	34 - 17
at Texas Tech	FSN	N	L	19 - 21
Southern Miss	ABC	R	W	23 - 6

† Alamo Bowl, Alamodome, San Antonio, Texas

**1998 (8-3)**

vs. Ohio State	ABC	N	L	14 - 24
vs. Kansas State^	ABC	N	W	36 - 33
at Texas	ABC	N	L	24 - 26
Missouri	FSN	R	W	17 - 14
Oklahoma	FX	N	W	29 - 0
at Oklahoma State	FSN	N	W	17 - 6
Texas Tech	ABC	R	W	17 - 10
Nebraska	ABC	R	W	28 - 21
at Kansas	FSN	R	W	24 - 21
at Southern Miss	FSN	N	W	24 - 6
vs. Florida State*	ABC	N	L	14 - 23

† Sugar Bowl, SuperDome, New Orleans, La

^ Big 12 Championship, Trans World Dome, St. Louis.

\* Kickoff Classic, Giants Stadium, East Rutherford, N.J.

**1997 (5-3)**

vs. UCLA†	CBS	N	L	23 - 29
vs. Nebraska^	ABC	N	L	15 - 54
Texas	ABC	N	W	27 - 16
at Oklahoma	FSN	N	W	51 - 7
Oklahoma State	FSN	N	W	28 - 25
at Kansas State	ABC	R	L	17 - 36
at Colorado	ABC	R	W	16 - 10
SW LOUISIANA	FSN	R	W	66 - 0

† Cotton Bowl, Dallas, Texas

^ Big 12 Championship, Alamodome, San Antonio.

**1996 (3-5)**

at Texas	ABC	N	L	15 - 52
Oklahoma	ABC	R	W	33 - 16
at Baylor	ABC	R	W	24 - 7
Texas Tech	FSN	R	L	10 - 13
Kansas State	FSN	N	L	20 - 23
at Iowa State	FSN	R	W	24 - 21
Colorado	ABC	R	L	10 - 24
at BYU^	ABC	N	L	37 - 41

^ Pigskin Classic, Cougar Stadium, Provo, Utah

**1995 (4-2)**

vs. Michigan†	ESPN	N	W	22 - 20
Texas	ABC	N	L	6 - 16
at Rice	ESPN	N	W	17 - 10
at Colorado	ABC	N	L	21 - 29
Tulsa	Raycom	R	W	52 - 9
LSU	ABC	R	W	33 - 17

† Alamo Bowl, Alamodome, San Antonio, Texas

**1993 (8-2)**

vs. Notre Dame†	NBC	N	L	21 - 24
Texas	ESPN	N	W	18 - 9
at TCU	Raycom	R	W	59 - 3
Louisville	ESPN	N	W	42 - 7
at Baylor	Raycom	R	W	34 - 17
Houston	Raycom	R	W	34 - 10
at Texas Tech	ABC	R	W	31 - 6
Missouri	Raycom	R	W	73 - 0
at Oklahoma	ABC	R	L	14 - 44
LSU	ABC	R	W	24 - 0

† Cotton Bowl, Dallas, Texas

**1992 (8-1)**

vs. Notre Dame†	NBC	N	L	3 - 28
at Texas	ESPN	N	W	34 - 13
TCU	ABC	R	W	37 - 10
at Houston	ESPN	N	W	38 - 30
Louisville	ABC	R	W	40 - 18
Baylor	ABC	R	W	19 - 13
Texas Tech	Raycom	R	W	19 - 17
at LSU	ABC	R	W	31 - 22
vs. Stanford^	Raycom	N	W	10 - 7

† Cotton Bowl, Dallas, Texas

^ Pigskin Classic, Anaheim Stadium, Anaheim, Calif.

**1991 (6-2)**

vs. Florida State†	CBS	N	L	2 - 10
Texas	ESPN	N	W	31 - 14
Arkansas	ESPN	N	W	13 - 3
at TCU	ESPN	N	W	44 - 7
at Baylor	ABC	R	W	34 - 12
at Texas Tech	Raycom	R	W	37 - 14
at Tulsa	Raycom	R	L	34 - 35
LSU	Raycom	R	W	45 - 7

† Cotton Bowl, Dallas, Texas

**1990 (3-1)**

vs. BYU†	ESPN	N	W	65 - 14
at Texas	CBS	N	L	27 - 28
TCU	Raycom	R	W	56 - 10
at Hawai'i	ESPN	N	W	28 - 13

† Holiday Bowl, Jack Murphy Stadium, San Diego, Calif.

**1989 (2-4)**

vs. Pittsburgh†	CBS	N	L	28 - 31
Texas	ESPN	N	W	21 - 10
Arkansas	CBS	N	L	22 - 23
at Texas Tech	Raycom	R	L	24 - 28
at Washington	ABC	R	L	6 - 19
LSU	ESPN	N	W	28 - 16

† John Hancock Bowl, Sun Bowl, El Paso, Texas.

**1988 (2-2)**

Alabama	ESPN	N	L	10 - 30
at Texas	ESPN	N	W	28 - 24
TCU	Raycom	R	W	18 - 0
vs. Nebraska†	Raycom	N	L	14 - 23

† Kickoff Classic, Giants Stadium, East Rutherford, N.J.

**1987 (5-2)**

vs. Notre Dame†	CBS	N	W	35 - 10
Texas	ESPN	N	W	20 - 13
at TCU	Raycom	R	W	42 - 24
at Baylor	Raycom	R	W	34 - 10
at Texas Tech	Raycom	R	L	21 - 27
Washington	ESPN	N	W	29 - 12
LSU	ESPN	N	L	3 - 17

† Cotton Bowl, Dallas

**A&M'S RECORD BY NETWORK**

	APPS	OVERALL	HOME	AWAY	NEUTRAL	BOWLS
<b>ABC</b>	<b>94</b>	<b>37-57</b>	<b>22-23</b>	<b>13-30</b>	<b>1-5</b>	<b>0-2</b>
national	34	7-27	4-9	2-14	1-4	—
regional	61	31-30	18-14	12-16	0-1	—
<b>ESPN</b>	<b>51</b>	<b>28-23</b>	<b>12-8</b>	<b>11-10</b>	<b>5-5</b>	<b>5-5</b>
<b>ESPN2</b>	<b>9</b>	<b>6-3</b>	<b>2-1</b>	<b>3-0</b>	<b>1-2</b>	<b>0-1</b>
<b>ESPN2</b>	<b>9</b>	<b>6-3</b>	<b>2-1</b>	<b>3-0</b>	<b>1-2</b>	<b>0-1</b>
<b>ESPNU</b>	<b>4</b>	<b>4-0</b>	<b>1-0</b>	<b>2-0</b>	<b>1-0</b>	<b>—</b>
<b>FCS</b>	<b>2</b>	<b>0-2</b>	<b>—</b>	<b>0-2</b>	<b>—</b>	<b>—</b>
<b>FSN</b>	<b>42</b>	<b>27-15</b>	<b>15-5</b>	<b>12-10</b>	<b>—</b>	<b>—</b>
national	24	14-10	9-3	5-7	—	—
regional	18	13-5	6-2	7-3	—	—
<b>Versus</b>	<b>3</b>	<b>3-0</b>	<b>2-0</b>	<b>1-0</b>	<b>—</b>	<b>—</b>
<b>CBS</b>	<b>25</b>	<b>8-17</b>	<b>1-7</b>	<b>2-5</b>	<b>5-5</b>	<b>4-5</b>
national	24	8-16	1-7	2-5	5-5	—
regional	1	0-1	0-1	—	—	—
<b>SEC Network</b>	<b>4</b>	<b>3-1</b>	<b>2-1</b>	<b>1-0</b>	<b>—</b>	<b>3-1</b>
<b>SEC TV</b>	<b>2</b>	<b>2-0</b>	<b>2-0</b>	<b>—</b>	<b>—</b>	<b>—</b>
<b>FCS</b>	<b>1</b>	<b>1-0</b>	<b>—</b>	<b>0-1</b>	<b>—</b>	<b>—</b>
<b>FOX</b>	<b>3</b>	<b>1-2</b>	<b>—</b>	<b>—</b>	<b>1-2</b>	<b>1-2</b>
<b>FX</b>	<b>4</b>	<b>3-1</b>	<b>2-1</b>	<b>1-0</b>	<b>—</b>	<b>—</b>
<b>NBC</b>	<b>5</b>	<b>1-4</b>	<b>0-1</b>	<b>0-1</b>	<b>1-2</b>	<b>0-2</b>
<b>TBS</b>	<b>4</b>	<b>2-1-1</b>	<b>2-1</b>	<b>0-0-1</b>	<b>—</b>	<b>—</b>
<b>Raycom</b>	<b>21</b>	<b>15-6</b>	<b>8-1</b>	<b>6-4</b>	<b>1-1</b>	<b>—</b>
national	2	1-1	—	—	1-1	—
regional	19	14-5	8-1	6-4	0-0	—
<b>Mizlou</b>	<b>3</b>	<b>2-1</b>	<b>—</b>	<b>—</b>	<b>2-1</b>	<b>2-1</b>
<b>Gaylord</b>	<b>3</b>	<b>3-0</b>	<b>3-0</b>	<b>—</b>	<b>—</b>	<b>—</b>
<b>Total</b>	<b>264</b>	<b>151-136-1</b>	<b>76-51</b>	<b>56-63-1</b>	<b>18-23</b>	<b>13-17</b>
		<b>(.526)</b>	<b>(.598)</b>	<b>(.471)</b>	<b>(.439)</b>	<b>(.433)</b>





1986 (4-3)				
vs. Ohio State†	CBS	N	L	12 - 28
at Texas	ESPN	N	W	16 - 3
TCU	Raycom	R	W	74 - 10
at Arkansas (Little Rock)	ABC	R	L	10 - 14
Baylor	ABC	R	W	31 - 30
at Houston	Raycom	R	W	19 - 7
at LSU	ESPN	N	L	17 - 35

† Cotton Bowl, Dallas.

1985 (4-1)				
vs. Auburn†	CBS	N	W	36 - 16
Texas	ESPN	N	W	42 - 10
Arkansas	ESPN	N	W	10 - 6
SMU	ESPN	N	W	19 - 17
at Alabama (Birmingham)	ESPN	N	L	10 - 23

† Cotton Bowl, Dallas.

1984 (4-2)				
at Texas	ESPN	N	W	37 - 12
at Arkansas	Raycom	R	L	0 - 28
Texas Tech	Raycom	R	L	12 - 30
Arkansas St.	Gaylord	R	W	22 - 21
Iowa State	Gaylord	R	W	38 - 17
Texas-El Paso	Gaylord	R	W	20 - 17

1983 (0-2-1)				
Texas	ABC	N	L	13 - 45
at Baylor	WTBS	N	T	13 - 13
Oklahoma State	CBS	N	L	15 - 34

1982 (0-3)				
at SMU	CBS	N	L	9 - 47
Texas Tech	CBS	R	L	15 - 24
Boston College	ABC	N	L	16 - 38

1981 (1-1)				
vs. Oklahoma State†	Mizlou	N	W	33 - 16
Arkansas	ABC	R	L	7 - 10

† Independence Bowl, Independence Stadium, Shreveport, La.

1980 (0-1)				
at SMU	ABC	R	L	0 - 27

1979 (1-0)				
SMU	ABC	R	W	47 - 14

1978 (2-2)				
vs. Iowa State†	Mizlou	N	W	28 - 12
at Texas	ABC	N	L	7 - 22
at Arkansas (Little Rock)	ABC	R	L	7 - 26
at SMU	ABC	R	W	20 - 17

† Hall of Fame Bowl, Legion Field, Birmingham, Ala.

1977 (1-2)				
vs. USC†	Mizlou	N	L	28 - 47
Houston	ABC	R	W	27 - 7
at Michigan	ABC	N	L	3 - 41

† Bluebonnet Bowl, Astrodome, Houston

1976 (4-0)				
vs. Florida†	CBS	N	W	37 - 14
at Texas	ABC	R	W	27 - 3
at Arkansas	ABC	N	W	31 - 10
at SMU	ABC	R	W	36 - 0

† Sun Bowl, El Paso, Texas.

1975 (2-2)				
vs. USC†	ABC	N	L	0 - 20
Arkansas	ABC	N	L	6 - 31
Texas	ABC	R	W	20 - 10
at Illinois	ABC	R	W	43 - 13

† Liberty Bowl, Memphis, Tenn.

1974 (1-1)				
at Texas	ABC	R	L	3 - 32
at Texas Tech	ABC	R	W	28 - 7

1972 (0-1)				
at Texas	ABC	N	L	3 - 38

1969 (0-1)				
Arkansas	ABC	R	L	13 - 35

1968 (0-1)				
at Texas	ABC	N	L	14 - 35

1967 (1-1)				
vs. Alabama†	CBS	N	W	20 - 16
SMU	CBS	N	L	17 - 20

† Cotton Bowl, Dallas.

1964 (0-1)				
at Texas		R	L	7 - 26

1963 (0-1)				
Texas	CBS	N	L	13 - 15

1962 (0-1)				
at Texas	CBS	N	L	3 - 13

1961 (0-1)				
Texas	ABC	N	L	0 - 25

1960 (0-1)				
at Texas	ABC	N	L	14 - 21

1959 (0-1)				
Arkansas		R	L	7 - 12

1958 (0-1)				
at Texas	ABC	N	L	0 - 27

1957 (1-2)				
vs. Tennessee†	CBS	N	L	0 - 3
vs. Maryland (Dallas)	NBC	N	W	21 - 13
Texas		R	L	7 - 9

† Gator Bowl, Jacksonville, Fla.

1956 (1-0)				
at Arkansas		R	W	27 - 0

1955 (0-1)				
Texas	NBC	N	L	6 - 21

1952 (0-1)				
at Texas		R	L	12 - 32



# ALL-TIME HEAD COACHES

YEARS	COACH (ES)	TENURE	OVERALL				CONFERENCE			
			W	L	T	PCT.	W	L	T	PCT.
1894	F.D. Perkins	1	1	1	0	.500	-	-	-	-
1896	A.M. Soule / H.W. South	1	2	0	1	.833	-	-	-	-
1897	C.W. Taylor	1	1	2	0	.333	-	-	-	-
1898	H.W. Williams	1	4	2	0	.667	-	-	-	-
1899-1901	W.A. Murray	3	7	8	1	.469	-	-	-	-
1902-1904	J.E. Platt	3	18	5	1	.771	-	-	-	-
1905-1906	W.E. Bachman	2	13	3	0	.813	-	-	-	-
1907	L.L. Larson	1	6	1	1	.813	-	-	-	-
1908	N.A. Merriam	1	3	5	0	.375	-	-	-	-
1909-1941	Charles B. Moran	6	38	8	4	.800	-	-	-	-
1915-1916	E.H. Harian	2	12	5	0	.706	3	2	0	.600
1917-1928	D.X. Bible	11	72	19	8	.768	28	15	7	.630
1918	D.V. Graves	1	6	1	0	.857	1	1	0	.500
1929-1933	Madison Bell	5	24	21	3	.531	8	14	3	.380
1934-1947	Homer Norton	14	82	53	9	.601	42	35	6	.542
1948-1950	Harry Stiteler	3	8	21	2	.274	3	13	2	.222
1951-1953	Raymond George	3	12	14	4	.467	3	12	3	.250
1954-1957	Paul "Bear" Bryant	4	25	14	2	.622	14	9	1	.604
1958-1961	Jim Myers	4	12	24	4	.333	5	18	3	.250
1962-1964	Hank Foldberg	3	6	23	1	.217	5	15	1	.262
1965-1971	Gene Stallings	7	27	45	1	.377	19	30	0	.388
1972-1978	Emory Bellard	6	48	27	0	.640	29	18	0	.617
1978-1981	Tom Wilson	3	21	19	0	.525	14	15	0	.483
1982-1988	Jackie Sherrill	7	52	28	1	.648	36	17	1	.676
1989-2002	R.C. Slocum	14	123	47	2	.721	78	28	2	.731
2003-2007	Dennis Franchione	5	32	28	0	.533	19	21	0	.475
2007 (interim)	Gary Darnell	-	0	1	0	0.00	-	-	-	-
2008-2011	Mike Sherman	4	25	25	0	.500	15	18	0	.454
2011 (interim)	Tim DeRuyter	-	1	0	0	1.00	-	-	-	-
2012-Pres.	Kevin Sumlin	3	28	11	0	.718	13	11	0	.572



**HOMER NORTON's** 1939 Aggies won the National Championship with a 14-13 win over Tulane in the Sugar Bowl.



**PAUL "BEAR" BRYANT** led Texas A&M to two top-10 finishes and a SWC Championship.



**EMORY BELLARD** (right, with Curtis Dickey) posted three 10-win seasons and won a SWC Championship.

## COACHING LEADERS

(by Winning Pct. – minimum four seasons)

COACH	SEASONS	RECORD	PCT.
Charles B. Moran	6	38-8-4	.800
D.X. Bible	11	72-19-9	.768
R.C. Slocum	14	123-47-2	.721
Jackie Sherrill	7	52-28-1	.648
Emory Bellard	6	48-27	.640
Paul "Bear" Bryant	4	25-14-2	.622
Homer Norton	14	82-53-9	.601
Dennis Franchione	5	32-28	.533
Madison Bell	5	24-21-3	.531

(by Victories)

COACH	SEASONS	WINS
R.C. Slocum	14	123
Homer Norton	14	82
D.X. Bible	11	72
Jackie Sherrill	7	52
Emory Bellard	6	48
Charles B. Moran	6	38
Dennis Franchione	5	32
Kevin Sumlin	3	28
Gene Stallings	7	27



**JACKIE SHERRILL** is hoisted off the field by Sammy O'Brient and Ray Childress after the 1984 win over Texas.

# ALL-TIME ASSISTANT COACHES

NAME	YEARS	SEASONS
Amedee, Lynn	1985-87	3
Anderson, B.J.	2012-14	3
Anderson, Frank	1920-24,'30,'45	7
Andrews, H.R.	1911	1
Ashenbeck, Harvey	1971	1
Avezzano, Joe	1985-88	4
Babers, Dino	2001-02	2
Bailey, Sam	1957	1
Bain, Ty	1961	1
<b>BANKS, JEFF</b>	<b>2013-</b>	<b>3RD</b>
Bartosh, Gil	1973	1
Bassett, Charlie	1927-28	2
Bennett, Phil	1980-82, 95-96	5
Beaty, David	2012-14	3
Bible, Dana X.	1916	1
Boyd, Bob	1985-88	4
Bradley, Doug	1958-59	2
Bradshaw, Charles	1970	1
Brown, Leonard	1962-64	3
Campbell, Dean	1975-77, 79-81	6
<b>CHAVIS, JOHN</b>	<b>2015-</b>	<b>1ST</b>
<b>CHRISTENSEN, DAVE</b>	<b>2015-</b>	<b>1ST</b>
Claiborne, Jerry	1954-56	3
Clay, Bill	2006-07	1
Conley, Scott	1981	1
Cromwell, Nolan	2008-09	2
Culley, David	1991-93	3
Cure, Wayne	1947	1
Cutchin, Phil	1954-57	4
D'Alessandris, Joe	1994	1
Darnell, Gary	2006-07	2
Davie, Bob	1985-93	9
Davis, Greg	1979-84	6
Dawson, Dog	1949-50	2
DeBesse, Bob	2006-2007	2
Deloach, Gary	1981	1
DeRuyter, Tim	2010-11	2
DeWare, Jr., Charles	1937-42, 47-48	8
Dillingham, Dutch	1930-33	4
Dimmitt, Lil	1935-44	10
Doll, Kirk	1988-93, 2008-09	8
Dorr, Ray	1997-00	4
Dubose, Bill	1948-50	3
Duncan, Bill	1952-53	2
Edmondson, Heck	1918	1
Eggen, Stan	2003-07	5
Eillis, Tom	1960-61	2
Ensminger, Steve	1994-96	3
Ewall, Walter	1930	1
Faircloth, Dalton	1950-53	4
Faulkinberry Russ	1958-59	2
Faulkner, Harry	1939-40	2
Fobbs, Lee	2003-05	3
Foldberg, Hank	1951	1
Ford, Robert	1989-90	2
Frankie, Johnnie	1945-47	3
Gabrel, Pug	1971	1
George, Ray	1951	1
Graves, D.V.	1917-19	2
Grimes, J.B.	1998-02	5
Haffner, George	1979	1
<b>HAGEN, MARK</b>	<b>2013-</b>	<b>3RD</b>
Hallman, Curley	1982-87	6
Hankwitz, Mike	1997-02	6
Harlan, E.B.	1916	1
Hayes, Tom	1989-90	2
Helduser, Jim Bob	2003-07	5

NAME	YEARS	SEASONS
Helms, Jake	1966-69	4
Helms, Jim	1982-90	9
Higginbotham, R.G.	1930-32	3
Hoener, Pete	2000	1
Hohn, Caesar	1913	1
Hollingshead, Tam	1994-02	9
Holmes, Klepton	1929-32, 51	5
House, H.H.	1922-23	2
Hubbard, Cal	1933	1
Huggins, Lide	1966-69	4
Hughes, Travis	1960-61	2
Hurlbut, Jack	1965-71	7
Hurt, Ben	1972-74	3
Irvin, Barlow	1932-33, 48	3
James, Bill	1935-48	14
James, Pat	1954-57	4
Johnson, Dick	1962-64	3
Johnson, Bill	1992-99	8
Jones, Bill	1958-59	2
Jones, Pete, Dean	1944	1
Jordan, Randy	2008-11	4
<b>JOSEPH, TERRY</b>	<b>2013-</b>	<b>2ND</b>
Karow, Marty	1938-42, 45-46	7
Keith, Bobby Drake	1960-61	2
Keller, Jim	1968-71	4
Kines, Joe	2008-09	2
King, J.T.	1957	1
Kingsbury, Kliff	2012-	1
Kirksey, Larry	2000	1
Koch, Botchey	1945-47	3
Koenning, Jr., Les	1994-96, 03-07	8
Kragthorpe, Steve	1997-00, (spring 2010)	4
Kubiak, Gary	1992-93	2
LaGrasta, Dan	1972-81	10
Lair, Matt	1959-60	2
Laslie, Carnie	1957	1
Lee, Swede	1972	1
Livingston, Lawrence	1998-99	2
Malone, Van	2006-09	4
Marks, Bobby	1969-71	3
Marshall, Steve	1997	1
Mattison, Greg	1989-91	3
<b>MCKINNEY, CLARENCE</b>	<b>2012-</b>	<b>4TH</b>
McMillian, Charles	2008-11	4
McMurtry, Paul	1951-52	2
McNulty, J.C.	1909-11	3
McQuillan, Hub	1935-40	6
Michalske, Mike	1953	1
Michels, John	1958	1
Milus, Ron	1999	1
Moise, R.L.	1914	1
Moore, Bud	1965-70	6
<b>MORREHEAD, AARON</b>	<b>2015-</b>	<b>1ST</b>
Moser, Chuck	1974-75, 78	3
Napper, Charles	1979	1
Nguyen, Dat	2010-11	2
Nolan, Willis	1933	1
Norris, Rex	1972	1
O'Brien, Jack	1962-64	3
Owens, Jim	1954-56	3
Pardee, Jack	1965	1
Pearce, John	1989-91	3
Pettibone, Jerry	1982-84	3
Phillips, O.A. "Bum"	1957	1
Pickett, Tom	1947	1
Pierce, Johnny	1923-24	2
Polian, Brian	2012-	1

NAME	YEARS	SEASONS
Pope, Kenith	2003-07	5
Powell, Dee	1965-72	8
<b>PRICE, TERRY</b>	<b>2012-</b>	<b>4TH</b>
Pugh, George	1982-88	7
Pustejovsky, Ed	1981	1
Rader, Dick	1980-81	2
Randall, Craig	1962-64	3
Register, Paul	1972-88	17
Reid, John	1929-31	3
Robbins, Cooper	1952	1
Robertson, Melvin	1972-78	7
Rollins, J.W.	1935-42	8
Roper, Bobby	1982-84	3
Rossley, Tom	2008-11	4
Rothgeb, C.J.	1920-21, 25-26	4
Rucker, Ken	1994-97, 02	5
Ruel, Pat	1982-84	3
Schmidt, Neil	1962-64	3
Sikes, J.V.	1935-37	3
Sherman, Mike	1989-93, 95-96	7
Sherrod, Bud	1958-59	2
Shoemaker, Perron	1949-50	2
Slade, Larry	1994-98	5
Slocum, R.C.	1972-80, 82-88	15
Slocum, Shawn	1991-97, 00-02	10
Smith, Elmer	1954-71	18
Smith, Manning	1934-44	11
Smith, Melvin	2003-05	3
Smith, Ralph	1965-69	5
Snyder, Mark	2012-14	3
<b>SPAVITAL, JAKE</b>	<b>2013-</b>	<b>3RD</b>
Stanley, Bob	1973-81	9
Steinke, Gil	1949-53	5
Stiles, Jess	1979-81	3
Stiteler, Harry	1947	1
Sumlin, Kevin	2001-02	2
Taylor, Loyd	1965-69	5
Thurmond, Chris	2003-05	3
Tipps, Tom	1954-56	3
Thomas, Jack	1961	1
Todd, Dick	1949-50	2
Toledo, Bob	1989-93	5
Tommerdahl, Mark	2003-07	5
Torbush, Carl	2003-05	3
Toth, Nick	2010-11	2
Tuberville, Tommy	1994	1
Turner, Jim	2008-11	4
Turner, Ron	1988	1
Unbehagen, Ted	1980	1
Utay, Joe	1913	1
Van Zandt, Lance	1971	1
Wahlberg, Joe	1962-64	3
Wallerstedt, Matt	2012	1
Walters, Trent	1991-93	3
Walters, Troy	2010-11	2
Watson, Don	1965-69	5
Weddell, Alan	1998-02	5
Welch, Barney	1970-71	2
Wigginton, Donnie	1972-77	6
Williams, Terrell	2010-11	2
Willis, Nick	1936	1
Wilson, Tom	1975-78	4
Wyatt, Buddy	2000-02, 2008-09	6
Yates, Marcel	2012-13	2
Young, John Paul	1970-77	8
Zapalac, Willie	1953-60	8

current assistants highlighted

# NATIONAL AWARD WINNERS

## HEISMAN TROPHY

NAME	YEARS	ELECTED
John David Crow	RB	1957
Johnny Manziel	QB	2012

## DAVEY O'BRIEN AWARD

Johnny Manziel QB 2012

## MANNING AWARD

Johnny Manziel QB 2012

## OUTLAND TROPHY

Luke Joeckel OL 2012

## LOMBARDI AWARD

Dat Nguyen LB 1998

## BUTKUS AWARD

Von Miller LB/DE 2010

## LOU GROZA AWARD

Randy Bullock PK 2011

# ALL-AMERICANS

First-team honorees by AP, AFCA, FWAA, Sporting News and Walter Camp

YEAR	PLAYER	POSITION
2014	Cedric Ogbuehi	OL
2013	Mike Evans	WR
2013	Drew Kaser	P
2012	Johnny Manziel	QB
2012, 13	Jake Matthews	OL
2012	Luke Joeckel	OL
2012	Damontre Moore	DE
2011	Randy Bullock	PK
2009, 10	Von Miller	DL/LB
1999	Jason Webster	DB
1998, 99	Shane Lechler	P
1998	Dat Nguyen	LB
1996	Keith Mitchell	LB

YEAR	PLAYER	POSITION
1995	Ray Mickens	DB
1995	Brandon Mitchell	DE
1994, 95	Leeland McElroy	RB / KR
1994	Antonio Armstrong	LB
1993	Sam Adams	DE
1993	Aaron Glenn	DE
1992	Patrick Bates	FS
1992	Marcus Buckley	LB
1991	Kevin Smith	CB
1990	Mike Arthur	OC
1988, 90	Darren Lewis	RB
1987	John Roper	LB
1985, 86	Johnny Holland	LB

YEAR	PLAYER	POSITION
1983, 84	Ray Childress	DT
1978, 79	Jacob Green	DE
1976, 78	Tony Franklin	PK
1976	Robert Jackson	LB
1976	Lester Hayes	FS
1975	Ed Simonini	LB
1975	Garth Ten Napel	LB
1974, 75	Pat Thomas	CB
1970	Dave Elmendorf	FS
1968	Rolf Krueger	OT
1968	Tommy Maxwell	FS
1968	Steve O'Neal	P
1967, 68	Bill Hobbs	LB

YEAR	PLAYER	POSITION
1966	Maurice Moorman	OT
1957	John David Crow	RB
1956, 57	Charlie Krueger	OT
1956	Dennis Goehring	OG
1956	Jack Pardee	FB
1951, 52	Jack Little	FB
1950	Bob Smith	RB
1940	Marshall Robnett	OG
1939, 40	John Kimbrough	RB
1939	Joe Boyd	OT
1936, 37	Joe Routt	OG

# ALL-CONFERENCE HONOREES

## SOUTHWEST CONFERENCE

1915	John Garrity, E N.M. Braumiller, G
1916	Newt Settegast, T Jim Crow, T
1917	Tim Griesenbeck, E Ox Ford, T E.S. Wilson, G Rip Collins, B Jack Mahan, B
1918	No selections from A&M
1919	E.S. Wilson, G W.E. Murrah, G C.R. Drake, T R.G. Higginbotham, HB Jack Mahan, F Scott Alexander, E
1920	W.E. Murrah, E C.R. Drake, T R.G. Higginbotham, HB Jack Mahan, F T.F. Wilson, E
1921	Sam Sanders, B T.F. Wilson, E W.E. Murrah, G
1922	W.D. Johnson, G T.F. Wilson, E

1923	A.J. Evans, E W.D. Johnson, G
1924	W.W. Wilson, B Neeley Allison, E
1925	Joel Hunt, HB L.G. Dietrich, T W.M. Dansby, G Barlow Irvin, T W.W. Wilson, B
1926	Joel Hunt, HB L.G. Dietrich, T J.A. Tektorik, G J.B. Sikes, E C.D. Watts, C
1927	Joel Hunt, QB J.V. Sikes, E J.G. Holmes, G A.C. Sprott, T E.E. Fegari, G W.S. Lister, T
1928	Z.W. Bartlett, C H.E. Burgess, F S.J. Petty, E
1929	Tommy Mills, QB Charlie Richter, G
1930	Adrian Tracey, E

1931	Carl Moulden, G Cliff Domingue, QB Charlie Malone, E
1932	Willis Nolan, C Charley Cummings, T
1933	Ted Spencer, F Ray Murray, E W.T. Jordan, T
1934	John Crow, G
1936	Joe Routt, G Charles DeWare, C Roy Young, T
1937	Joe Routt, G Roy Young, T Dick Todd, HB Virgil Jones, G
1938	Dick Todd, HB Joe Boyd, T
1939	Joe Boyd, T John Kimbrough, F Marshall Robnett, G Herb Smith, E Jim Thomason, HB
1940	James Sterling, E John Kimbrough, F Marshall Robnett, G Jim Thomason, HB Ernie Pannell, T

1941	Derace Moser, RB James Sterling, E Bill Sibley, C Martin Ruby, T
1942	Bill Henderson, E Felix Bucek, G Cullen Rogers, B Leo Daniels, B
1943	Marian Flanagan, B M.E. Settegast, E Goble Bryant, T Jim Hallmark, B
1944	Monty Moncrief, T Clarence Howell, E Paul Yates, F
1945	Monty Moncrief, G Grant Darnell, G Preston Smith, HB Bob Goode, HB
1946	Monty Moncrief, T
1947	Jim Winkler, T
1948	Jim Winkler, T Bob Goode, HB Odell Stautzenberger, G Andy Hillhouse, E
1949	Bob Smith, F

1950	Bob Smith, F Max Greiner, T Andy Hillhouse, E Carl Molberg, G
1951	Jack Little, T Glenn Lippmann, B Hugh Meyer, C Yale Lary, B Billy Tidwell, B
1952	Jack Little, T Ray Graves, QB Joe Boring, S
1953	Don Ellis, QB
1954	Elwood Kettler, QB Bennie Sinclair, E
1955	Gene Stallings, E Dennis Goehring, G
1956	Jack Pardee, F Lloyd Hale, C Dennis Goehring, G John David Crow, HB John Tracey, E Charlie Krueger, T Roddy Osborne, QB
1957	John David Crow, HB Charles Krueger, T Bobby Marks, E

1958	Charles Milstead, QB John Tracey, E
1959	No selections from A&M
1960	Sam Byer, F
1961	Jerry Hopkins, C
1962	Jerry Hopkins, C
1963	Ronney Moore, G
1964	Ray Gene Hinze, OT Mike Pittman, DHB
1965	Ken (Dude) McLean, OE Joe Wellborn, LB
1966	Maurice Moorman, OT Gary Kovar, OG Wendell Houseley, OHB
1967	Edd Hargett, QB Bob Long, OE Tommy Maxwell, S Rolf Krueger, DT Bill Hobbs, LB Grady Allen, DE Larry Stegent, OHB Steve O'Neal, P Dan Schneider, OT
1968	Edd Hargett, QB Steve O'Neal, P Rolf Krueger, DT Bill Hobbs, LB Mike DeNiro, DE
1969	Larry Stegent, TB Lynn Odom, DG Dave Elmendorf, S Mike DeNiro, DE Ross Brupbacher, E
1970	Homer May, E Dave Elmendorf, S
1971	Leonard Forey, G David Hoot, S Boice Best, DT Grady Hoermann, LB Buster Callaway, T Mark Green, HB
1972	Grady Hoermann, LB Boice Best, DT Robert Murski, CB Ed Simonini, LB
1973	Ed Simonini, LB Don Long, DE Skip Walker, HB
1974	Pat Thomas, CB Ed Simonini, LB Tim Gray, CB Warren Trahan, DT Bubba Bean, OHB Randy Haddox, PLK Glenn Bujnoch, OT Garth Ten Napel, LB Mark Stanley, P

1975	Ed Simonini, LB Pat Thomas, CB Garth Ten Napel, LB Bubba Bean, HB Edgar Fields, DT Blake Schwarz, DE Jimmy Dean, DT Jackie Williams, S Lester Hayes, S Richard Osborne, TE Glenn Bujnoch, OT Tank Marshall, DE Bruce Welch, OG Robert Jackson, LB
1976	Jimmy Dean, DT Edgar Fields, DT Tony Franklin, K Gary Haack, TE Lester Hayes, S Robert Jackson, LB Tank Marshall, DE Frank Myers, T Dennis Swilley, G George Woodard, F
1977	Mark Dennard, C Frank Myers, OT Cody Risien, OT Carl Grulich, S
1978	Curtis Dickey, TB Tony Franklin, K Jacob Green, DE Russell Mikeska, TE Cody Risien, OT
1979	Jacob Green, DE Gerald Carter, SE Ed Pustejovsky, OG
1980	No selections from A&M
1981	No selections from A&M
1982	Domingo Bryant, DB David Hardy, K
1983	Rich Siler, TE Ray Childress, DE / T
1984	Ray Childress, DE / T
1985	Johnny Holland, LB Doug Williams, OT Kevin Murray, QB Domingo Bryant, DB Anthony Toney, F Jeff Nelson, FLK Rod Saddler, DE Randy Dausin, OG
1986	Kevin Murray, QB Rod Bernstine, TE Johnny Holland, LB Roger Vick, F Keith Woodside, HB Scott Slater, K Jay Muller, DE Kip Corrington, DB Louis Cheek, OT Terrance Brooks, DB
1987	Rod Harris, split end

	Louis Cheek, OT Matt Wilson, C Scott Slater, K Sammy O'Brien, DG John Roper, LB Kip Corrington, FS
1988	Darren Lewis, RB Jerry Fontenot, G Matt McCall, T John Roper, LB Aaron Wallace, LB Mickey Washington, CB
1989	Mike Jones, TE Kevin Smith, DB William Thomas, LB Aaron Wallace, LB Richmond Webb, OT
1990	Darren Lewis, RB Mike Arthur, C Matt McCall, OT William Thomas, LB Kevin Smith, CB
1991	Kevin Smith, CB Bucky Richardson, QB Quentin Coryatt, LB Greg Hill, RB Keith Alex, OT Marcus Buckley, LB John Ellisor, OT Patrick Bates, FS
1992	Marcus Buckley, LB John Ellisor, G David Davis, P Patrick Bates, FS Greg Schorp, TE Aaron Glenn, CB Chris Dausin, C Terry Venetoulis, PLK Greg Hill, RB Sam Adams, DE
1993	Sam Adams, DE Jason Atkinson, LB Calvin Collins, OG Chris Dausin, C Eric England, DE Aaron Glenn, CB Tyler Harrison, OG Greg Hill, RB Jason Mathews, OT Leeland McElroy, KR Ray Mickens, CB Greg Schorp, TE Antonio Shorter, LB Lance Teichelman, NG Rodney Thomas, RB Dexter Wesley, OT
1994	Antonio Armstrong, LB Calvin Collins, OL Leeland McElroy, KR Ray Mickens, CB Brandon Mitchell, DL Rodney Thomas, RB
1995	Reggie Brown, LB

	Albert Connell, WR Hunter Goodwin, OL Donovan Greer, CB Leeland McElroy, RB / KR Ray Mickens, CB Brandon Mitchell, DL Keith Mitchell, LB
--	--

## BIG 12 CONFERENCE

1996	(1) Calvin Collins, OL (1) Brandon Mitchell, DL (2) Albert Connell, WR (2) Keith Mitchell, DL/LB (2) Dat Nguyen, ILB
1997	(1) Dat Nguyen, LB (1) Shane Lechler, P (2) Steve McKinney, OL (2) Dante Hall, KR (3) Kyle Bryant, K
1998	(1) Dat Nguyen, LB (1) Shane Lechler, P (3) Rex Tucker, OL (3) Rich Coady, DB (3) Warrick Holdman, LB
1999	(1) Shane Lechler, P (2) Seimisi Heimuli, OL (2) Jason Webster, DB
2000	(1) Robert Ferguson, WR (1) Seth McKinney, OL (1) Jason Glenn, DL/LB (2) Ja'Mar Toombs, RB (3) Terence Kitchens, K
2001	(1) Sammy Davis, DB (1) Seth McKinney, OL (3) Terrence Kiel, DB
2002	(2) Taylor Whitley, OL (2) Greg Porter, TE (2) Ty Warren, DE/LB (3) Bethel Johnson, WR
2003	(2) Terrence Murphy, WR (2) Courtney Lewis, RB (3) Geoff Hangartner, OL
2004	(1) Terrence Murphy, WR (1) Mike Montgomery, DL (2) Reggie McNeal, QB (2) Todd Pegram, K (2) Byron Jones, DB
2005	(2) Justin Warren, LB (2) Todd Pegram, K
2006	(1) Melvin Bullitt, DB (2) Martellus Bennett, TE (2) Jorvorskie Lane, RB (2) Chris Alexander, FB (2) Cody Wallace, OL
2007	(1) Cody Wallace, OL (2) Chris Alexander, FB (2) Chris Harrington, DL (2) Misi Tupe, LB (2) Justin Brantly, P
2008	(1) Justin Brantly, P

	(2) Jorvorskie Lane, FB
2009	(1) Von Miller, DL (2) Jerrod Johnson, QB (2) Jamie McCoy, FB (2) Lee Grimes, OL (2) Trent Hunter, DB
2010	(1) Jeff Fuller, WR (1) Von Miller, DL (2) Matt Allen, OL (2) Coryell Judie, DB
2011	(1) Randy Bullock, PK (1) Luke Joeckel, OL (1) Sean Porter, LB (2) Cyrus Gray, RB (2) Ryan Swope, WR (2) Tony Jerod-Eddie, DE

## SOUTHEASTERN CONFERENCE

2012	(1) Luke Joeckel, OL (1) Johnny Manziel, QB (1) Jake Matthews, OL (1) Damontre Moore, DE (2) Ryan Swope, WR
2013	(1) Mike Evans, WR (1) Drew Kaser, P (1) Johnny Manziel, QB (1) Jake Matthews, OL
2014	(1) Cedric Ogbuehi, OL (2) Myles Garrett, DE (2) Josh Reynolds, WR (2) Josh Lambo, PK (2) Myles Garrett, DE (HM) Speedy Noil, AP



# CONFERENCE AWARD WINNERS

## OFFENSIVE PLAYER OF THE YEAR

Johnny Manziel ..... 2012..... SEC  
 Johnny Manziel ..... 2012.....AP

## DEFENSIVE PLAYER OF THE YEAR

Dat Nguyen, LB..... 1998.. Big 12

## FRESHMAN OF THE YEAR

Johnny Manziel ..... 2012..... SEC  
 Johnny Manziel ..... 2012.....AP

## OFFENSIVE FRESHMAN OF THE YEAR

Christine Michael, RB ..... 2009.. Big 12

## OFFENSIVE NEWCOMER OF THE YEAR

Robert Ferguson, WR ..... 2000.. Big 12

## DEFENSIVE NEWCOMER OF THE YEAR

Misi Tupe, LB ..... 2006.. Big 12

## OFFENSIVE LINEMAN OF THE YEAR

\*Jake Matthews ..... 2013..... SEC  
 \*Luke Joeckel ..... 2012..... SEC  
 Cody Wallace..... 2007.. Big 12  
 \* -- Jacobs Blocking Trophy

## COACH OF THE YEAR

Kevin Sumlin (co).....2012 ..... SEC  
 Kevin Sumlin.....2012 .....AP

## SEC ALL-FRESHMAN

Johnny Manziel, QB.....2012  
 Mike Evans, WR.....2012  
 Trey Williams, RS .....2012

## 10<sup>TH</sup> ANNIVERSARY TEAM

Seth McKinney ..... OL.. Big 12  
 Dat Nguyen .....LB.. Big 12  
 Shane Lechler ..... P.. Big 12

## PLAYER OF THE WEEK

### Offensive

Kyle Allen, QB ..... 11/10/14..... SEC  
 Kenny Hill, QB..... 9/1/14..... SEC  
 Johnny Manziel, QB..... 10/14/13..... SEC  
 Johnny Manziel, QB..... 9/29/12..... SEC  
 Johnny Manziel, QB..... 10/13/12..... SEC  
 Johnny Manziel, QB..... 11/10/12..... SEC  
 Christine Michael ..... 10/03/11.. Big 12  
 Cyrus Gray, RB ..... 11/29/10.. Big 12  
 Stephen McGee, QB..... 10/22/07.. Big 12  
 Stephen McGee, QB..... 10/09/06.. Big 12  
 Reggie McNeal, QB..... 9/19/05.. Big 12  
 Reggie McNeal, QB..... 10/18/04.. Big 12  
 Reggie McNeal, QB..... 11/09/02.. Big 12  
 Dustin Long, QB (co)..... 10/05/02.. Big 12  
 Brannndon Stewart, QB .. 11/03/97.. Big 12

### Offensive Line

Jake Matthews, OT ..... 9/29/12..... SEC

### Defensive Lineman

Damontre Moore, DE (co).....09/2/12 ..... SEC  
 Damontre Moore, DE.....10/20/12 ..... SEC

### Defensive

Deshazor Everett ..... 9/29/14..... SEC  
 Tony Jerod-Eddie ..... 09/06/11.. Big 12  
 Von Miller, LB/DE ..... 11/29/10.. Big 12  
 Michael Hodges, LB ..... 11/22/10.. Big 12  
 Von Miller, LB/DE ..... 11/15/10.. Big 12  
 Michael Hodges, LB ..... 11/08/10.. Big 12  
 Trent Hunter, DB..... 09/29/08.. Big 12  
 Mark Dodge, LB..... 11/27/06.. Big 12  
 Erik Mayes, CB..... 09/20/04.. Big 12  
 Ty Warren, DE (co)..... 09/21/02.. Big 12  
 Brian Gamble, LB..... 10/14/00.. Big 12  
 Jason Webster, CB ..... 09/27/99.. Big 12  
 Dat Nguyen, LB..... 11/16/98.. Big 12  
 Warrick Holdman, LB..... 10/12/98.. Big 12  
 Dat Nguyen, LB..... 10/05/98.. Big 12  
 Dat Nguyen, LB..... 12/01/97.. Big 12

### Special Teams

Dustin Harris, PR ..... 9/22/2012..... SEC  
 Dustin Harris, PR ..... 10/10/11.. Big 12  
 Dustin Harris, PR ..... 11/21/11.. Big 12  
 Coryell Judie, KR..... 11/08/10.. Big 12  
 Coryell Judie, KR..... 11/15/10.. Big 12  
 Cyrus Gray, KR ..... 11/09/09.. Big 12  
 Cyrus Gray, KR ..... 11/10/08.. Big 12  
 Todd Pegram, K ..... 10/25/04.. Big 12  
 Terence Kitchens, K ..... 09/06/99.. Big 12  
 Chris Taylor, WR..... 11/02/98.. Big 12  
 Shane Lechler, P ..... 10/26/98.. Big 12  
 Shane Lechler, P ..... 12/01/97.. Big 12  
 Dante Hall, RB ..... 09/22/97.. Big 12

### Freshman

Johnny Manziel, QB..... 9/15/12..... SEC  
 Johnny Manziel, QB (tri) .. 9/29/12..... SEC  
 Johnny Manziel, QB..... 10/6/12..... SEC  
 Johnny Manziel, QB..... 10/13/12..... SEC  
 Johnny Manziel, QB..... 10/27/12..... SEC  
 Johnny Manziel, QB..... 11/3/12..... SEC  
 Johnny Manziel, QB..... 11/10/12..... SEC  
 Johnny Manziel, QB..... 11/17/12..... SEC  
 Johnny Manziel, QB..... 11/14/12..... SEC

# VARIOUS FOOTBALL HONORS

## NFL HALL OF FAME

NAME	YEARS	ELECTED
Yale Lary	1949-51	1979

## COTTON BOWL HALL OF FAME

NAME	ELECTED
Johnny Holland, linebacker	2000
John Kimbrough, fullback	2000
Gene Stallings, head coach	2005
Dat Nguyen, linebacker	2007
Jackie Sherrill, head coach	2010
Kevin Murray, quarterback	2012

## NATIONAL FOOTBALL FOUNDATION HALL OF FAME

### Players

NAME	POS.	YEARS	ELECT
John Kimbrough	Fullback	1939-40	1954
Joe Routh	Guard	1935-37	1962
Joel Hunt	Halfback	1925-27	1967
Joe Utay	Halfback	1905-07	1974
John David Crow	Halfback	1955-57	1976
Charlie Krueger	Tackle	1955-57	1983
Jack Pardee	Fullback	1954-56	1986
Dave Elmendorf	Def. Back	1971-79	1996
Ray Childress	Def. Line	1981-84	2010

### Coaches

NAME	YEARS	ELECT
Dana X. Bible	1917; 1919-28	1951
Madison Bell	1929-33	1955
Homer Norton	1934-46	1971
Paul "Bear" Bryant	1954-57	1986
Gene Stallings	1965-71	2010
R.C. Slocum	1989-2002	2012

## TEXAS SPORTS HALL OF FAME

NAME	POS.	YEARS	ELECT
Joe Routh	player	1935-37	1952
John Kimbrough	player	1938-40	1958
Joel Hunt	player	1925-27	1958
Dana X. Bible	coach	1917; 19-28	1959
Madison Bell	coach	1929-33	1960
Homer Norton	coach	1934-46	1968
Dick Todd	player	1936-38	1968
Bill Henderson	player	1940-42	1974
J.V. "Siki" Sikes	player	1925-27	1977
John David Crow	player	1955-57	1982
Joe Utay	player	1905-07	1984
Gen. Bob Neyland	player	1915	1985

NAME	POS.	YEARS	ELECT
Field Scovell	player	1928	1985
Charles H. Moser	asst. coach	1974-80	1986
Jack Pardee	player	1954-56	1987
Ken Hall	player	1955-56	1994
Yale Lary	player	1948-51	1994
Emory Ballard	coach	1972-78	1995
Gene Stallings	player/coach	1954-56; 65-71	1996
O.A. "Bum" Phillips	asst. coach	1954-57	1999
Bobby Joe Conrad	player	1955-57	2003
R.C. Slocum	coach	1989-2002	2005
Ray Childress	player	1981-84	2008

# ACADEMIC HONORS

## ACADEMIC ALL-AMERICANS

Jack Pardee .....	1956
Steve Luebbehusen .....	1971
Kevin Monk .....	1976, 1977
Kip Corrington .....	1985, 1986, 1987
Seth McKinney .....	2001
Michael Hodges .....	2010

## ACADEMIC ALL-CONFERENCE

(information unavailable prior to 1987 season)

### Southwest Conference

1987	Kip Corrington	DB
	Basil Jackson	LB
	Craig Stump	QB
1988	Bill Cavanaugh	OL
	Lance Pavlas	QB
	Scott Slater	PK
1989	Lance Pavlas	QB
1990	Lance Pavlas	QB
	Greg Lakin	OL
1991	Greg Lakin	OL
1992	Kyle Maxfield	DB
1993	Kyle Maxfield	DB
1994	Gene Lowery	WR
	Kyle Maxfield	DB
	Tim Vordenbaumen	OL
1995	Dennis Allen	DB
	Stormy Case	QB

### Big 12 Conference

1996	Brandon Jennings	DB
	Jason Webster	DB
	Christopher Thierry	LB
	James Vincent	P
1997	Chris Cole	WR
	Ronald Patton	DB
	Chris Thierry	LB
1998	Greg Knutson*	TE
	Seth McKinney*	OL
	Evan Perroni*	DL
	Christian Rodriguez	LB
1999	Seth McKinney	OL
	Evan Perroni	DL
	Christian Rodriguez	LB
2000	Andre Brooks*	OL
	Sammy Davis	DB
	Michael de la Torre	TE
	Maurice Harris	RB
	Seth McKinney	OL
	Evan Perroni	DL
	Christian Rodriguez	LB
	Taylor Whitley	OL
	Cornelius Anthony	LB
	Jarrold Penright	LB
	Ty Warren	DL
2001	Jay Brooks	DB



**MICHAEL HODGES**

	Michael de la Torre	TE
	Mark Farris	QB
	Seth McKinney	OL
	Evan Perroni	DL
	Christian Rodriguez	LB
	Taylor Whitley	OL
	Chance Pearce	SNP
	Cody Scates	P/PK
2002	John Kirk	OL
	Tyre Post	RB
	Taylor Whitley	OL
	Matt Douglas	DB
	Blake Kendrick	LB
	John Pierson	PK
	Scott Stickane	LB
	Jaxson Appel	DB
	Thomas Carriger	TE
	Haven Massey	TE
	Tim Philbeck	WR
	Jesse Woods	WR
	Nick Losada*	DL
	Terrence Murphy*	WR
	Anthony Squillante*	DB
	David Ross*	DL
2003	John Kirk	OL
	Don Muhlbach	SNP
	Scott Stickane	LB
	Keith Joseph	RB
	Anthony Squillante	DB
	Frederick Woods	LB
	Todd Pegram	PK
	Chad Schroeder	WR
	Taylor Schuster	OL
	John Ray*	DB
2004	Dominique Steamer	DL
	Ryan White	TE
	Chris Yoder	OL
	David Anderson*	DB
	Chris Harrington*	DL
	Blake Kendrick*	LB
	Terrence Murphy*	WR
	Todd Pegram*	PK
	Chad Schroeder*	WR
2005	Ty Branyon	QB
	Jay Doerfler	PK
	Stephen McGee	QB
	Layne Neumann	PK
	John Ray	DB
	David Anderson*	RB
	John David Nicholson*	OL
	Chad Schroeder*	WR
	Cody Wallace*	OL
2006	Greg Boothe	RB

	Nathan Haile	LB
	Matt LaFon	DB
	Jordan Peterson	DB
	Cody Wallace	OL
	Stephen McGee*	QB
	Chad Schroeder*	WR
2007	David Latham	DB
	Stephen McGee	QB
	Jordan Peterson	DB
	Cody Wallace	OL
	Andrew Key*	TE
	Chris Yoder*	OL
2008	Justin Brantly	P
	Stephen McGee	QB
	Ryan Tannehill	WR
	Travis Schneider*	OL
2009	Ryan O'Bryant	FB
	Michael Shumard	OL
	Cole Graybill	FB
	Jordan Peterson	DB
	Ryan Tannehill	QB/WR
	Trent Hunter*	DB
	Matt Allen*	OL
	Derek Dumas*	LB
	Bradley Stephens*	RB
	Jeff Wood*	QB
2010	Cody Beyer	WR
	Ben Bredthauer	DS
	Blane Cheatham	DB
	Evan Eike	OL
	Ryan Epperson	P
	Michael Hodges	LB
	Roger Holland	OL
	Ryan Tannehill	QB/WR
	Steven Terrell	DB
	Anthony Vela	RB
	Randy Bullock*	PK
	Michael Ebbitt*	DL
	Michael Lamothe*	TE
	Spencer Nealy*	DE
	Hutson Prioleau*	TE
	Derrick Stephens*	LB
	Nick Trice*	WR
	Cody Williams*	DL
2011	Ben Bredthauer	SN
	Randy Bullock*	PK
	Steve Campbell*	DB
	Blane Cheatham	DB
	Tommy Dorman	TE
	Evan Eike	OL
	Ryan Epperson	P
	Trent Hunter*	DB
	Toney Hurd Jr.*	DB

Michael Lamothe*	TE
Jacob Russell	LB
Jonathan Stewart*	LB
Ryan Tannehill	QB
Steven Terrell	DB
Michael Walker	WR
Allen Woodum*	OL

\* indicates 2nd team

### SEC Academic Honor Roll

2012	Taylor Bertolet	PLK
	Devonta Burns	DB
	Ryan Epperson	P
	Alex Freeman	SNP
	Matthew Fritsche	DB
	Desmond Gardiner	DB
	Garrett Gramling	OL
	Dylan Guthrie	OL
	Clay Honeycutt	DB
	Shep Klinke	OL
	Michael Lamothe	TE
	Patrick Lewis	OL
	Jonathan Mathis	DL
	Jake Matthews	OL
	Sam Moeller	DB
	Uzoma Nwachukwu	WR
	Justin Ortega	SNP
	Michael Osadebey	LB
	Rylan Riney	DB
	Jacob Russell	LB
	Caden Smith	OL
	Ryan Swope	WR
	Steven Terrell	DB
	Allen Woodum	OL
2013	Taylor Bertolet	PLK
	Kirby Ennis	DL
	Alex Freeman	SNP
	Matthew Fritsche	DB
	Clay Honeycutt	DB
	Shep Klinke	OL
	Josh Lambo	PLK
	Ryan Lindblade	OL
	Jake Matthews	OL
	Conner McQueen	QB
	Boone Niederhofer	WR
	Kyle Serres	PLK
	Alex Sezer	DB
	Caden Smith	OL
2014	Kyle Allen	QB
	Jay Arnold	DL
	Taylor Bertolet	PLK
	Benjamin Compton	OL
	Deshazor Everett	DB
	Alex Freeman	DS
	Avery Gennessy	OL
	Laquionte Gonzalez	WR
	Garrett Gramling	OL
	Chance Gray	RB
	J.J. Gustafson	OL
	Clay Honeycutt	DB
	Joshua Lambo	PLK
	Ryan Lindblade	OL
	Taylor Martinez	LB
	Jordan Mastrogiovanni	LB
	Conner McQueen	QB
	Boone Niederhofer	WR
	Cedric Ogbuehi	OL
	Alex Sezer	DB
	Caden Smith	OL
	Cameron Smith	LB
	Blaine Townsend	RB
	Brett Wade	LB
	Jonathan Wiggins	DB

# ALL-TIME LETTERWINNERS

## A

Abbey, Dan R.	1929, 30
Abbott, John A.	1939
Abraham, Arthur A.	1944, 45
Adair, Chad	1986, 87
Adamek, Jody	1990
Adame, David	2010
Adamek, Leslie (Trainer)	2010
Adami, Buster	1967, 68, 69
Adams, Brent (Manager)	1987, 88
Adams, Darrell	1979, 80, 81, 82
Adams, Jimmy	1967, 68, 69
Adams, Jorrie	2004
Adams, Kent	1980, 81
Adams, Ross (Trainer)	2009
Adams, Sam	1991, 92, 93
Adams, Will	2005
Aday, Temple	1978, 79, 80, 81
Alaka, Otaro	2014
Albright, Christine (Trainer)	2001
Aldrich, Chad (Manager)	2002
Alex, Keith	1988, 89, 90, 91
Alexander, Al (Manager)	1974
Alexander, Brandon	2012, 13, 14
Alexander, Chris	2004, 05, 06, 07
Alexander, Scott	1917, 18, 19
Allen, Corey	1986
Allen, Dennis	1992, 93, 94, 95
Allen, Kyle	2015
Allen, Grady L.	1965, 66, 67
Allen, Matt	2009, 10
Allison, Bill	1984
Allison, J. Neely	1923, 24
Almaraz, M.D.	2008
Alsbrook, O.T.	1927, 28, 29
Altgelt, George A.	1910, 11
Amedeo, Kip	1996
Anderson, David	2006
Anderson, Gary Lee	1950
Anderson, George D.	1917
Anderson, Gerald R. (Manager)	1953
Anderson, Luke	1999
Anderson, Percy J.	1947
Andricks, Dennis B.	1941
Andrus, Jason	1992, 94, 95
Angermiller, Roy L.	1959
Anglin, M.H.	1920
Anthony, Cornelius	1997, 98, 99, 2000
Anthony, Shane	1993
Appel, Jaxson	2002, 03, 04, 05
Appleby, David	1976, 77, 78, 79
Armbrister, Gary	1969
Armstrong, Adger	1975, 76, 77, 78
Armstrong, Antonio	1991, 92, 93, 94
Armstrong, Coy (Manager)	1990, 91, 92
Arnold, Charles	1973, 74, 75
Arnold, D.C.	1926
Arnold, Jay	2013, 14
Arnold, W.J.	1913
Arterburn, Aaron	2009, 10
Arthur, Mike	1987, 88, 89, 90
Arthur, Tom	1983, 84
Asberry, Wayne	1982, 83, 84, 85
Aschenbeck, Harvey	1966, 67, 68
Ashley, Mike	1981, 82, 83
Askew, Nate	2010, 11, 12, 13
Askey, N.	1919
Astin, Erwin H.	1896, 97, 98, 99
Aston, James W.	1930, 31, 32
Atkinson, Jason	1990, 91, 92, 93
Audish, William	1937, 38, 39
Austin, Darrell	1982, 83, 84, 85
Avery, Frank	2008
Axcell, Matt (Trainer)	1995, 97

## B

Babalola, Yemi	2005, 06, 07
Baggs, Donnie	2011, 12, 13, 14
Bahlman, Blake (Trainer)	2010
Bailey, Holly (Trainer)	1997
Bairrington, David	1975
Baker, Danny	2008, 09, 10, 11
Baker, Keith	1975, 76
Baker, Paul (Manager)	1974
Balcar, Danny	1985, 86, 87
Baldwin, Keith	1979, 80, 81
Balenti, Michael R.	1909
Ballard, William R.	1951
Ballentine, John R.	1945, 46, 47
Baldin, Jayme (Trainer)	1979, 80, 81
Barfield, R.E.	1931
Barthor, Warren	1987
Barker, John (Manager)	1989
Barker, William O.	1965
Barnes, George W.	1909, 10, 11
Barnett, Billy Bob	1969
Barnett, Robert W.	1965, 66
Barnett, Van	1979, 80, 81, 82
Barrera, Stephen	2009, 11
Barrett, Jamaal	2005
Barrett, James	1983, 84
Barrett, Ralph	1977
Barrett, Ray R.	1952, 53, 54
Barry, Mark	1990
Bartlett, Z.W. Jr.	1926, 27, 28
Bartley, Arthur N.	1902
Bartley, Tony	1986, 87
Barton, Dorbandt J.	1949, 50
Bass, Ben	2008, 10, 11
Bass, Justin	2012, 13, 14
Bateman, A.R.	1910, 11
Bates, Gus	1939
Bates, Larry E.	1964
Bates, Patrick	1991, 92
Bates, Robert G.	1948, 49, 50
Batiste, Dana	1985, 86, 87, 88
Batson, Jonathan	2006, 08
Batts, Marcus	1992, 93
Baty, Robert B.	1946, 47, 48
Bautovich, Wes	2000, 01
Baum, Spencer	1986
Baumgarten, Charles	1897, 98
Bayless, Frederick	1932
Beal, David	1977, 78, 79, 80
Beam, Winston	1967, 70
Bean, Earnest (Bubba)	1972, 73, 74, 75
Bean, Richie	2005, 08
Beard, Glenn G.	1945
Beasley, Wyatt G.	1910, 11, 12, 13
Beavers, Robby	1980
Beck, Kenneth	1956, 57, 58
Becker, Alex (Trainer)	2010
Beeman, Del S.	1904
Beesley, Ben B.	1921
Beesley, E.G.	1943
Beilharz, William	1901, 02
Beirne, Kevin	1993, 94
Belcher, Raymond	1978
Bell, Charles	1975, 76
Bell, Jim (Trainer)	1979, 80
Bell, Luther E.	1931
Bell, Tyree L.	1910, 11, 12, 14
Belar, Mike	1969, 70, 71
Belville, Vernon R.	1942
Benjamin, Joseph W.	1902, 03
Bennett, Gary L.	1962
Bennett, James	1993, 94
Bennett, Martellus	2005, 06, 07
Bennett, Michael	2005, 06, 07, 08
Bennett, Phil	1976, 77
Bernard, Eric	1995, 96, 99
Bernard, Rocky	1997, 98, 99, 01

Bernay, Camp L.	1903
Bernstine, Rod	1983, 84, 85, 86
Berry, Dean	1985, 86, 87
Berry, Greg	1980, 81, 82, 83
Berry, Murry P.	1958, 59, 60
Berry, R.H.	1924, 25
Bertolet, Taylor	2012, 13, 14
Best, Boice Watts	1970, 71, 72
Best, Bruce Allen	1970
Beutel, H.W.	1924, 25
Bevans, Tom	1983, 84
Beyler, Cody	2007, 10
Bible, Hollis U.	1928
Bickford, Lee (Manager)	1995, 96
Bickham, John (Manager)	1996, 97, 98, 99
Bidne, Jayme (Trainer)	1998
Biggens, Wilbert	1991, 92, 93, 94
Billingsley, Charles	1971
Bird, Max Dwayne	1970, 71, 72
Birdwell, Russ	1987
Bishop, Don	2009, 10
Bitner, Ben	2007
Bitters, Bob (Trainer)	1981, 82
Black, Jayson	1987, 88, 89, 90
Black, Adam	2000, 01
Black, Marc	1969, 70, 71
Blackburn, George S. (Manager)	1939
Blair, W.G.	1952
Blake, Robert E.	1905
Blake, Thomas M.	1901, 02, 03
Blalock, Travis	1990
Blankenship, Tony	1974, 75
Blavier, Steve (Manager)	1984, 85
Blessing, William	1939
Bob, Adam	1985, 86, 87, 88
Boenig, Michael (Manager)	2006, 07, 08, 09
Boenig, Ray (Manager)	1975
Boettcher, Reinhardt B.	1896, 03, 04
Bolcerek, Tommy	1988
Bonner, H.L.	1913
Booker, Herbert	1979
Booth, Ellison S.	1903
Boothe, Greg	2006
Boring, Joseph	1952, 53
Boswell, James R.	1948
Bouldin, Steve (Trainer)	1993
Bounds, James Y.	1962, 63, 64
Boutwell, Jeff	1986
Bowden, Tim (Trainer)	2002, 04, 05
Bowers, Alvin	1972, 73
Bowler, Sam E.	1912
Box, Steve	1980, 82, 83
Boyce, C. William Jr.	1905
Boyd, Hugh F. Jr.	1939
Boyd, Joe M.	1937, 38, 39
Boyd, Wm. O. Jr.	1935, 36
Brack, Vance	1967
Bradberry, Ramsey	1989, 90, 91
Bradford, J.B.	1923
Bradley, Roylin	1997, 98, 99, 2000
Bragg, Jason	1996, 97
Bransom, George E. Jr.	1937, 38
Brantly, Justin	2005, 06, 07, 08
Branyon, Ty	2004, 05, 06
Braselton, J.W.	1924
Braumiller, N.M.	1914, 15
Brawley, Lance (Trainer)	1989
Breeding, Edward V.	1964, 65, 66
Bredthauer, Ben	2009, 10, 11
Breedlove, H.M.	1932, 33
Breihan, Stacy	1975, 77, 78
Brice, Ronald G.	1960, 61, 62
Bridges, Drew	1998
Brinkley, Darren	1998
Britt, A. Rankin	1936, 37, 38
Broadus, Larry G.	1959, 60
Brock, Chris (Trainer)	2000
Brooks, André	2000, 01, 02

Brooks, Hugh	1914
Brooks, James	1994, 95
Brooks, Jay	1998, 99, 2000, 01
Brooks, Terrance	1984, 85, 86, 87
Brooks, Trey	2005
Broom, Guy	1984, 85, 86, 87
Brothers, David	1976, 77, 78, 79
Brotherton, John R.	1962, 63, 64
Broughton, RoDerrick	1997, 98, 99, 2000
Broussard, Fred E.	1953
Browder, Harris M.	1939
Brown, Adam (Trainer)	1997
Brown, Arkeith	2005, 06, 07, 08
Brown, Billy	1982, 83
Brown, Charles W.	1914
Brown, Chris	1981
Brown, Darrell W.	1954, 55, 57
Brown, Don	1996
Brown Jr., Eddie	2008, 09, 10, 11
Brown, J.E.	1928, 29
Brown, J.S.	1909
Brown, Japhus	2004, 05, 06
Brown, Jason (Manager)	1999
Brown, Kenny	2007, 08, 09, 10
Brown, Leandrew	1977, 78, 79, 80
Brown, Pierre	2005, 06, 07, 08
Brown, Quinton	1994, 95, 96, 97
Brown, Reaville M.	1900, 01, 04
Brown, Reggie	1992, 93, 94, 95
Brown, Marc	1995, 96, 97
Brupbacher, Ross	1967, 68, 69
Brunton, Alfred L. (Manager)	1954
Brunton, Mike	1973
Bryant, Domingo	1982, 83, 84, 85
Bryant, Goble W.	1943
Bryant, Joseph "Red"	2004, 05, 06, 07
Bryant, Kyle	1994, 95, 96, 97
Bryson, Chevar	2006, 07, 08, 09
Bucek, Felix A.	1941, 42
Buck, Roy E.	1939, 40, 41
Buchanan, A.B.	1939, 40
Buckley, Marcus	1990, 91, 92
Buckman, Tom	1966, 67, 68
Buckner, F.K.	1921
Buhl, Jonte	2000, 01, 03, 04
Bujnoch, Glenn	1973, 74, 75
Bull, A.C.	1915
Bullard, Steve	1990
Bullitt, Jerry	1980, 81, 82, 83
Bullitt, Melvin	2002, 03, 04, 05, 06
Bullitt, Steve	1983, 84, 85, 86
Bullock, Randy	2008, 09, 10, 11
Bulovas, John	1989
Bungardner, Matt	1996, 97, 98, 99
Bungardner, Tom	1983
Bunger, Mike	1969, 70, 71
Burтин, R.F. (Manager)	1942, 47
Burditt, Jesse N.	1943, 46, 47
Burger, George	1974
Burgess, Edwin B.	1894
Burgess, Herschel E.	1926, 27, 28
Burks, Steve	1969, 70, 71
Burleson, Russell W.	1894
Burney, John W.	1894
Burnett, John	1987
Burns, Darrace B.	1914, 15, 16
Burns, Dennis	1983
Burns, Devonta	2013, 14
Burrell, Charles	1991
Burton, Alan M. (Manager)	1951
Burchofsky, R.L.	1943, 44, 45
Butler, Marvin N.	1914
Bynum, Russell	1998
Byer, Sam A.	1960, 61, 62

## C

Caffey, Kenneth D.	1964, 65, 66
Caffey, Kevin	1994

Caffey, Lee Roy	1960, 61, 62
Callisch, Chris	2009, 10
Caldwell, Fred	1980, 81, 82
Callahan, A. Paul	1934
Callaway, David Earl	1970, 71, 72
Calcott, George V. (Trainer)	1962
Callcott, Wm. H. (Trainer)	1964, 65
Callender, Richard	1948, 49
Calloway, Lorenzo	2008
Camp, James (Manager)	1998
Campbell, Dan	1995, 96, 97, 98
Campbell, Steven	2009, 10, 11, 12
Campbell, Tom	1988
Campbell, Jerry	1966, 67, 68
Cangelose, Marty (Manager)	1979, 80
Cannon, Billy	1980, 81, 82, 83
Cantu, Jarret	2008
Capt, Louis E.	1952, 53
Caraway, Michael (Manager)	2001, 02, 04, 05
Caraway, Ross (Manager)	2000, 01, 02
Carwell, John E.	1913
Carlin, William J.	1909
Carlson, Grady (Manager)	1994, 95
Carlton, Lawton	1977
Carmody, T.J.	1980, 81
Carpenter, Brian	1989
Carpenter, Miles	1899, 1900, 01
Carpenter, Marquis	2005, 06, 07
Carpenter, Ronnie D.	1961, 62, 63
Carr, Chuck	1977, 78, 79
Carr, Doug	1977, 78, 79, 80
Carrero, B.J. (Manager)	1995, 96, 97
Carriger, Thomas	2001, 02, 03
Carroll, Mike (Trainer)	1988
Carruth, Dennis Paschall	1970, 71, 72
Carruthers, B.V.	1905
Carruthers, R.L.	1919, 20, 21
Carson, C.	1894
Carson, Tra.	2013, 14
Carter, Doug	1989, 90, 91, 92
Carter, Gerald	1978, 79
Carter, Jason	2002, 03, 04, 05
Carter, Ryan (Manager)	2006, 07, 08, 09, 10
Carthey, Evan	2004
Casas, René	1988, 89
Case, Frank	1984, 86
Case, Stormy	1993, 94, 95
Cashion, James T.	1944, 45, 46, 47
Caskey, Robert D.	1960, 61
Caswell, Mike	1967, 68, 69
Caulbe, Richard C. III (Trainer)	1971
Cauthorn, Sidney W.	1958
Cavanaugh, Bill	1986, 87, 88
Cawthon, Frank W.	1914
Chaffee, Tom	1967
Chambless, Jordan	2005
Chaney, David (Trainer)	1984, 85
Chapin, R. Tuck	1948, 49, 50
Charles, Kyle	2003
Chatham, Kefa	1990, 91, 92, 93
Chavis, Billy	2007, 08
Cheatham, Blane	2009, 10
Cheek, Louis	1984, 85, 86, 87
Cheek, Joseph	2012, 13, 14
Chesier, Kasey	2003
Chevis, Reggie	2014
Childress, Jay	1894
Childress, Ray	1981, 82, 83, 84
Childress, Trent	1988, 89
Chiles, H.T.	1894
Choyce, Ken	1981
Christensen, John L.	1949
Christian, J.P.	1929, 30, 31
Christner, Tom	1983
Christopher, Todd Dennis	1970, 71, 72
Church, Warren E.	1937
Claiborne, Darian	2013
Clare, Gary (Trainer)	1983, 84





Goolsby, Sara (Manager)..... 2002  
 Gorrer, Danny ..... 2005, 06, 07, 08  
 Gosney, Robert R ..... 1953  
 Gouger, G. Bryan..... 1917, 19, 20  
 Gough, Carl..... 1967, 68  
 Gowens, Geoff (Trainer)..... 1998, 99, 2001  
 Gowens, Ryan (Manager)..... 1999, 2000, 01, 02  
 Goynes, Dwain ..... 1999, 2000, 01, 02  
 Graham, M.C ..... 1916  
 Graham, Mark ..... 1983  
 Graham, Reggie ..... 1991, 92, 93, 94  
 Graham, Thomas ..... 1981, 82  
 Gramling, Garrett ..... 2013, 14  
 Granger, Jeff..... 1991, 92  
 Grant, Donald G..... 1955  
 Graves, Delbert (Trainer) ..... 1997  
 Graves, Henry L..... 1931, 32  
 Graves, Ray D..... 1951, 52  
 Gray, Chris (Manager)..... 2006, 07  
 Gray, Cyrus ..... 2008, 09, 10, 11  
 Gray, Frank M ..... 1900, 02  
 Gray, George W..... 1944, 45  
 Gray, George William ..... 1958  
 Gray, Tim..... 1973, 74  
 Graybill, Cole ..... 2009  
 Greene, Reneul..... 2004, 05  
 Greene, Taylor H. (Manager)..... 1954  
 Green, David..... 1977, 78, 79  
 Green, Mark ..... 1971, 72  
 Greeno, David..... 1973, 74, 75  
 Greer, Donovan..... 1993, 94, 95, 96  
 Gregg, Devin..... 2005, 06, 07, 08  
 Gregory, Jarrett (Trainer) ..... 2006  
 Gregory, Thomas ..... 1976, 78, 79  
 Gregory, J.C ..... 1933  
 Greiner, Max G..... 1947, 48, 49, 50  
 Griesenbeck, C.T. .... 1917  
 Griffin, Mike (Trainer) ..... 1974  
 Grimes, Lee..... 2007, 08, 09  
 Grimmer, Gib (Manager) ..... 1979, 80  
 Gross, Roy J ..... 1910  
 Groce, Cliff ..... 1991, 92, 93, 94  
 Gruben, Gary ..... 1968  
 Grudt, Darren ..... 1988, 89  
 Grulich, Carl..... 1976, 77, 78, 79  
 Gunnels, Roy..... 1967  
 Gurley, Matt..... 1986, 87, 88  
 Guseman, Oliver J..... 1931  
 Gustafson, J.J ..... 2014  
 Gutekunst, Nathan ..... 2012  
 Guthrie, Keith ..... 1980, 81, 82, 83  
 Guthrie, Zach ..... 1976, 78, 79, 80  
 Gwin, Clinton D..... 1950

**H**

Haack, Gary ..... 1974, 75, 76  
 Haas, Raymond A. Jr ..... 1952  
 Hackradt, Koby ..... 1994, 95, 96, 97  
 Haddox, Bennie R ..... 1972, 73, 74  
 Hagerty, Paul ..... 1978  
 Hail, George (Trainer)..... 1959  
 Haile, Nathan..... 2006  
 Hale, Gordon ..... 1983  
 Hale, Lloyd R..... 1954, 55, 56  
 Hall, Charles L ..... 1952, 54  
 Hall, Daeshon ..... 2013, 14  
 Hall, Danté ..... 1996, 97, 98  
 Hall, Luther H ..... 1958  
 Hall, Robert L ..... 1938  
 Hallman, Curley ..... 1966, 67, 68  
 Hallman, Leroy ..... 1983  
 Hallmark, James L ..... 1943, 46  
 Hallmark, Kenzy D ..... 1950  
 Haltom, Bart U ..... 1948  
 Haltom, Guy V ..... 1904, 05  
 Hamilton, Jimmy..... 1976, 77, 78, 79  
 Hamilton, Louis A ..... 1906, 07, 08, 09  
 Hamner, Statyon W ..... 1902, 03  
 Hampton, Gary Wayne (Manager)..... 1977  
 Hampton, Keith (Manager) ..... 1983  
 Hampton, Neil (Manager) ..... 1979

Hand, Floyd..... 1942  
 Hangartner, Geoffrey..... 2002, 03, 04  
 Hanick, C.F ..... 1905  
 Hanna, Howard E ..... 1903, 05  
 Hanna, T.W ..... 1922, 23  
 Hanson, Allan ..... 1968, 69  
 Hardeman, D'Andre ..... 1995, 96, 97, 99  
 Hardin, Eddie ..... 1975, 76, 77  
 Hardin, Ryan (Manager) ..... 2006, 07, 08, 09  
 Hardman, J.J ..... 1922  
 Hardy, David ..... 1979, 80, 81, 82  
 Hargett, Edd ..... 1966, 67, 68  
 Hargett, George W..... 1961, 62, 63  
 Harper, James L ..... 1960, 61, 62  
 Harrington, Chris ..... 2004, 05, 06, 07  
 Harris, Adam (Manager) ..... 1999, 2000, 01  
 Harris, Barney ..... 1967, 68, 69  
 Harris, David B. (Manager)..... 1905, 09  
 Harris, De'Vante ..... 2012, 13, 14  
 Harris, Dustin ..... 2009, 10, 11, 12  
 Harris, Jay (Trainer)..... 1981  
 Harris, Joey ..... 1983  
 Harris, Rod ..... 1985, 86, 87, 88  
 Harris, Ryan (Manager) ..... 2008, 09, 10  
 Harris, Will ..... 2007, 08  
 Harrison, Jarvis ..... 2011, 12, 13, 14  
 Harrison, R.H. Jr ..... 1918, 19  
 Harrison, Tony ..... 1990, 91, 92, 93  
 Harrison, Tyler ..... 1991, 92, 93  
 Hart, Lillard D ..... 1945  
 Hart, William T ..... 1945  
 Hartley, Wally ..... 1986, 87, 88, 89  
 Hartman, Jim ..... 1973, 74, 75  
 Harvey, Karl ..... 1983  
 Harve, Nick ..... 2014  
 Harvey, Randy ..... 1977, 78, 79  
 Hauerland, Leroy ..... 1967, 68  
 Hauser, Henry ..... 1938, 39, 40  
 Haverda, Lance ..... 1983, 84, 85, 86  
 Hawkins, Donte ..... 1995, 96  
 Hawkins, Jimmie ..... 1982, 83, 84, 85  
 Hayes, Lester ..... 1973, 74, 75, 76  
 Haynes, Johnathan ..... 2008  
 Haynes, Josh (Manager) ..... 2004, 05, 06, 07  
 Haynes, Marlin ..... 1990, 91  
 Hays, Scott ..... 1979, 80  
 Headrick, Harry (Trainer) ..... 1975  
 Heard, Kellen ..... 2006, 07, 08  
 Heard, Marcus ..... 1994, 95, 96, 97  
 Heath, David (Trainer)..... 1975  
 Heath, Eddie ..... 1976, 77, 78  
 Heaton, Robert (Trainer)..... 1985, 86, 87  
 Heck, David (Trainer) ..... 1989, 90, 91, 92  
 Hector, Johnny ..... 1979, 80, 81, 82  
 Heibel, Jessica (Manager)..... 2008, 09, 10  
 Heidelberg, Frank T ..... 1907, 08  
 Heimann, Chester E ..... 1939  
 Heimuli, Semisi ..... 1996, 97, 98, 99  
 Henderson, Daniel E ..... 1955  
 Henderson, Mike (Manager) ..... 1991, 92  
 Henderson, Robert W ..... 1940, 41, 42  
 Henderson, Zaycoven ..... 2014  
 Hendricks, Michael ..... 1991, 92, 93, 94  
 Hendrickson, Glenn ..... 1983, 85  
 Henke, Charles E ..... 1938, 39, 40  
 Henry, Patrick ..... 1989, 91  
 Henry, Peter C ..... 1939  
 Herman, Odell C ..... 1938, 39, 40  
 Hernandez, Frank P. (Manager) ..... 1958  
 Herold, Brian (Manager)..... 1990  
 Herr, Joey ..... 1969, 70, 71  
 Herring, Julian C ..... 1950  
 Herrold, Brian (Manager) ..... 1989  
 Hess, Janet (Trainer) ..... 2006  
 Hewitt, W.W ..... 1930, 31, 32  
 Hicks, Nehemiah ..... 2010, 11, 12, 13  
 Higginbotham, G.H ..... 1912  
 Higginbotham, Roswell G ..... 1917, 19, 20  
 Higgins, Norton ..... 1944, 45, 46, 47  
 Hightower, Jami ..... 2001, 02, 04, 05  
 Hill, Carl R ..... 1949

Hill, David ..... 1979, 80, 81  
 Hill, Greg ..... 1991, 92, 93  
 Hill, Kenny ..... 2013, 14  
 Hill, Russell E ..... 1959, 60, 61  
 Hill, Walter R ..... 1950, 51, 52  
 Hillhouse, Andy L ..... 1948, 50  
 Hiljje, Bubba ..... 1988, 89  
 Hinnant, Barb ..... 1969, 70  
 Hinojosa, Greg (Trainer) ..... 2005  
 Hinze, Ray G ..... 1962, 63, 64  
 Hitt, Lee Ellison ..... 1970, 71  
 Hobbs, Bill ..... 1966, 67, 68  
 Hodge, Charles H ..... 1950, 51  
 Hodge, Leroy ..... 1996, 97, 98, 99  
 Hodge, Stephen ..... 2004, 05, 06, 07  
 Hodges, Gene (Trainer) ..... 1971  
 Hodges, Michael ..... 2009, 10  
 Hoermann, Grady ..... 1970, 71, 72  
 Hogan, George A ..... 1960, 61  
 Hohn, Caesar ..... 1909, 10, 11, 12  
 Hohn, Charles M ..... 1943  
 Holder, Leonard D ..... 1941  
 Holder, Shea ..... 1997, 98, 99  
 Holditch, Murrey W ..... 1949, 50  
 Holdman, Warrick ..... 1995, 96, 97, 98  
 Holland, Johnny ..... 1983, 84, 85, 86  
 Holland, Roger ..... 2007  
 Hollay, Jeff ..... 1983, 84, 85, 86  
 Holliday, T.C ..... 1911  
 Hollmig, Stanley E ..... 1946, 47  
 Holmes, Doug ..... 1977, 78, 79  
 Holmes, J.G ..... 1927  
 Holmes, R.C. (Manager) ..... 1947, 48  
 Holmes, Sabian ..... 2012, 13, 14  
 Hones, Nick ..... 2011, 13, 14  
 Honeycutt, Lynn ..... 1978, 79  
 Honore, Jerry ..... 1973, 74  
 Hood, Billy (Trainer) ..... 1983, 84  
 Hooker, Roger M ..... 1907, 08, 09  
 Hooper, Clarence D ..... 1950, 51, 52  
 Hooper, Lawrence ..... 2003, 05  
 Hoot, David ..... 1969, 70, 71  
 Hope, George N ..... 1902  
 Hopkins, Jerry W ..... 1960, 61, 62  
 Horn, Shun ..... 1995, 96, 97, 98  
 Hornsby, H.R ..... 1930, 31  
 Horton, Larry ..... 1987, 88, 89, 90  
 Housley, Wendell ..... 1966, 67, 68  
 Houston, Brandon ..... 1995, 96, 97  
 Howard, Albert L ..... 1964, 65, 66  
 Howard, Thomas V. Jr ..... 1956, 57, 58  
 Howard, Todd ..... 1983, 84, 85, 86  
 Howell, John C ..... 1944, 46, 47  
 Howse, James ..... 1985, 86  
 Hoyl, Basil L. (Manager) ..... 1942  
 Hubby, Ronnie G ..... 1972, 73, 74, 75  
 Huddleston, Billy P ..... 1953, 54, 55  
 Hudeck, Russell R ..... 1949, 50, 51  
 Hudgins, Charles M ..... 1950  
 Huff, Jeff ..... 1987, 88  
 Huff, Leslie N. (Manager)..... 1907  
 Huggins, Alan K ..... 1960, 61  
 Huggins, Harold ..... 1987  
 Hullin, Paul ..... 1972, 73, 74  
 Hull, Burt E. (Manager) ..... 1904  
 Hundl, Philip ..... 1990  
 Hunnicutt, Jesse ..... 1974, 75, 76  
 Hunnicutt, Jesse ..... 1999, 2000, 01, 02  
 Hunt, O. Joel ..... 1925, 26, 27  
 Hunter, Trent ..... 2008, 09, 10, 11  
 Hunter, Wesley (Manager) ..... 1997, 98, 99, 2000, 01  
 Huntington, Bobby N ..... 1960, 61, 62  
 Hurd Jr, Toney ..... 2010, 11, 12, 13  
 Hyde, Jeffrey ..... 2009, 11  
 Hyde, Walter ..... 1900, 01

**I**

Ibeanacho, Frank ..... 2014  
 Ifedi, Germain ..... 2013, 14  
 Ingelhardt, Tanner (Manager) ..... 2001  
 Inglett, Daniel ..... 2012

Irbv, Jimmie ..... 1995, 96  
 Irvin, Barlow ..... 1923, 24, 25  
 Irwin, B.M ..... 1932  
 Irvy, Kyle ..... 1990

**J**

Jack, Gwen (Trainer)..... 2000  
 Jack, Jason ..... 2004, 05, 06  
 Jackson, Basil ..... 1985, 86, 87, 88  
 Jackson, Brandal ..... 2009, 10, 11  
 Jackson, Darrell ..... 2014  
 Jackson, Earnest ..... 1979, 80, 81, 82  
 Jackson, Keelan ..... 2001, 02, 03, 04  
 Jackson, Lance ..... 1983, 84, 85  
 Jackson, Larry ..... 1991, 92, 93, 94  
 Jackson, Robert ..... 1975, 76  
 Jacobs, Tramin (Otis) ..... 2012, 13  
 James, Arlis ..... 1978, 79, 80  
 James, Lex Forrest ..... 1970, 71, 72  
 James, Ronnie ..... 1979  
 Jameson, Michael ..... 1997, 98, 99, 2000  
 Janner, Calvin F ..... 1961  
 Jarozewski, Jared ..... 2010, 11  
 Jasmin, Marcus ..... 2001, 02, 03, 04  
 Jasper, Edward ..... 1994, 95, 96  
 Jay, Mike ..... 1973, 74, 75  
 Jay, Monte ..... 1985, 86  
 Jeffers, Drew (Manager) ..... 2009  
 Jeffrey, William M ..... 1938, 39, 40  
 Jeffries, Craig ..... 1992  
 Jeffries, Drew (Manager) ..... 2006, 07, 08  
 Jenkins, Jerry S ..... 1960, 61  
 Jenkins, Joseph S. (Manager) ..... 1964  
 Jenkins, Steven ..... 2011, 12, 13  
 Jennings, Brandon ..... 1996, 97, 98, 99  
 Jennings, Curtis ..... 1977, 78  
 Jennings, Eric ..... 1998  
 Jennings, Michael ..... 1999  
 Jerod-Eddie, Tony ..... 2008, 09, 10, 11  
 Jetton, Clay (Manager) ..... 2006  
 Joeckel, Luke ..... 2010, 11, 12  
 Joeckel, Matt ..... 2012, 13  
 Joeris, Leonard ..... 1939, 42  
 Johnson, A.L ..... 1916  
 Johnson, B.L ..... 1946  
 Johnson, Barry ..... 1996  
 Johnson, Bethel ..... 1999, 2000, 01, 02  
 Johnson, Brandon ..... 2001, 02  
 Johnson, Chris ..... 1969, 70, 71  
 Johnson, F.S. (Manager) ..... 1903  
 Johnson, George R ..... 1955  
 Johnson, Harry ..... 1985  
 Johnson, Jarrett ..... 2014  
 Johnson, Jerrod ..... 2007, 08, 09, 10  
 Johnson, Joe ..... 1987, 88  
 Johnson, Joe B ..... 1960  
 Johnson, Larry ..... 1976, 79  
 Johnson, Larry ..... 1983, 84  
 Johnson, Malcom ..... 2010  
 Johnson, Scott (Trainer) ..... 1979  
 Johnson, Thomas ..... 2012  
 Johnson, William D ..... 1922, 23  
 Johnson, Wilbur, G ..... 1945  
 Johnston, Bill ..... 1996, 97  
 Johnston, Chris ..... 2004  
 Joiner, David ..... 1986  
 Jolly, Johnny ..... 2002, 03, 04, 05  
 Jones, Albert ..... 1987, 88, 89, 90  
 Jones, Byron ..... 2001, 02, 03, 04  
 Jones, C.J ..... 2010, 11, 12  
 Jones, Don ..... 1980, 81, 82, 83  
 Jones, Donald (Manager) ..... 1989, 90  
 Jones, Donald H. (Manager) ..... 1960  
 Jones, Gary ..... 1986, 87, 88, 89  
 Jones, Ivan ..... 1966, 67, 68  
 Jones, Jeff ..... 1991, 92, 93, 94  
 Jones, Michael ..... 1988, 89  
 Jones, Mickey ..... 1999, 2000, 01  
 Jones, Robert ..... 2003  
 Jones, Ronald ..... 2002, 03, 04, 05  
 Jones, Stacy ..... 1999, 2000, 01, 02

Jones, Tony ..... 1986, 87, 88  
 Jones, Toya ..... 1995, 96, 97, 98  
 Jones, Troy ..... 1986  
 Jones, Virgil B ..... 1936, 37  
 Jordan, Burl ..... 2009  
 Jordan, Jim ..... 1982, 83  
 Jordan, Robert ..... 2000, 01  
 Jordan, W.T ..... 1932, 33, 34  
 Joseph, Keith ..... 2001, 02, 03, 04  
 Judie, Coryell ..... 2010, 11

**K**

Kachtick, Jerry V ..... 1963, 64, 65  
 Kachtick, Edward D ..... 1952, 53, 54  
 Kahler, Mike (Manager) ..... 1978  
 Kallus, Kerri (Trainer) ..... 1994  
 Kamp, Charles H ..... 1970  
 Kapchinski, Karl (Trainer) ..... 1978  
 Kapchinski, Kevin (Trainer) ..... 2008  
 Kapchinski, Kris (Manager) ..... 1999, 2002  
 Kapchinski, Kyle (Trainer) ..... 2002, 04, 05  
 Kaser, Drew ..... 2013, 14  
 Kauffmann, James H ..... 1965  
 Kazmierski, Jim ..... 1968  
 Kazmierski, Mike ..... 1997, 98, 99  
 Keeling, Thomas D ..... 1960, 61  
 Keen, L.S ..... 1921, 22  
 Keese, Mike ..... 1973, 74  
 Keith, Robert D ..... 1954, 55, 56  
 Kellen, John ..... 1982, 83  
 Keller, James L ..... 1961, 62, 63  
 Kelley, Victor M ..... 1905, 06, 07, 09  
 Kelm, Larry ..... 1983, 84, 85, 86  
 Kempf, Gary S ..... 1965  
 Kenderline, J.M ..... 1933  
 Kendrick, Blake ..... 2002, 03, 04  
 Kendrick, J.M ..... 1915  
 Kendrick, Robert T ..... 1904, 05  
 Kennedy, Kevin ..... 1980  
 Kennedy, Malcome ..... 2011, 12, 13, 14  
 Kenney, Steve ..... 1991, 93, 94  
 Kennon, Paul A ..... 1954  
 Kern, R.A ..... 1910, 12  
 Kern, Ryan ..... 1991, 93, 94  
 Kesey, David A. (Statistician) ..... 1969  
 Kettler, Elwood N ..... 1953, 54  
 Key, Andrew ..... 2007  
 Kidwell, Richard (Manager) ..... 1985, 86  
 Kiel, Terrence ..... 1999, 2000, 01, 02  
 Kildow, P.C ..... 1899  
 Killingsworth, Pascal (Manager) ..... 1999, 00  
 Killion, Reed ..... 1982  
 Kimbrough, Jack C ..... 1939, 40  
 Kimbrough, John A ..... 1938, 39, 40  
 Kimbrough, William R ..... 1933, 34  
 King, Amber (Trainer)..... 2004  
 King, Cassidy (Trainer)..... 2005  
 King, Joe Mac ..... 1969, 70, 71  
 Kipp, Kenneth W ..... 1960, 61, 62  
 Kirby, Selmer M ..... 1934, 35  
 Kirchner, John T ..... 1964  
 Kirk, John ..... 2000, 01, 02, 03  
 Kirk, John R ..... 2005  
 Kirk, Kenny ..... 1976, 77  
 Kirkpatrick, Roy ..... 1969  
 Kishi, Taro ..... 1924, 25  
 Kitchens, Gary ..... 1967  
 Kitchens, Terrence ..... 1999, 00  
 Klein, Terry (Manager)..... 1977  
 Klinko, Shep ..... 2010, 11, 12  
 Knickerbocker, A.G ..... 1919  
 Knickerbocker, H.W ..... 1922, 23  
 Knight, Charles J ..... 1964  
 Knutson, Greg ..... 1998  
 Kociuba, Tyler ..... 2008  
 Kocurek, Jimmy ..... 1976, 77  
 Koehn, Donald W ..... 1964, 65, 66  
 Kohlman, Joe M ..... 1962, 64  
 Korem, Eric ..... 2003  
 Kotch, Jim (Trainer) ..... 1974  
 Kutzur, Alex ..... 2003, 04, 06

Kovar, Gary W ..... 1964, 65, 66  
 Kovar, Jack ..... 1967, 68, 69  
 Krahl, Shane ..... 1988, 89, 90  
 Kramm, Raymond E. .... 1962  
 Krenek, Benedict J. .... 1960, 61, 62  
 Krueger, Cara (Manager) ..... 2002  
 Krueger, Charles A. .... 1955, 56, 57  
 Krueger, Rolf ..... 1966, 67, 68  
 Krug, William ..... 1894  
 Kubala, Raymond G. .... 1961, 62, 63  
 Kubecka, Bill ..... 1967  
 Kubiak, Gary ..... 1980, 81, 82  
 Kuebsch, Raymond A. .... 1962  
 Kuehn, Russell ..... 1971, 72  
 Kulow, Kristie (Manager) ..... 2001

**L**

Labar, Harry W. .... 1958, 59, 60  
 LaBauve, Dwight ..... 1971, 72  
 Labhart, Travis ..... 2011, 12, 13  
 Lafon, Matt ..... 2006  
 LaGrange, Charles R. .... 1963, 64, 65  
 LaGrone, Walter A. .... 1960, 61  
 Lake, Jerrod (Manager) ..... 2004  
 Lakin, Greg ..... 1988, 89, 90, 91  
 LaMantia, Nick ..... 2006, 07, 08  
 Lamasacus, Gaston ..... 2012, 13  
 Lambert, H.G. .... 1910, 11, 12  
 Lambo, Josh ..... 2013, 14  
 Lamkin, Kenneth A. .... 1964, 65, 66  
 Lammers, Chris ..... 1983  
 Lamothe, Michael ..... 2009, 10, 11, 12  
 Lamp, Ted ..... 1973, 74  
 Land, Marshall ..... 1986  
 Land, Mike (Trainer) ..... 1981, 82  
 Landrum, Tim ..... 1985, 86, 87  
 Lane, Jorvorkie ..... 2005, 06, 07, 08  
 Langford, Alvin L. .... 1950, 51, 52  
 Langston, James E. .... 1956  
 Lark, Scott ..... 1985, 86, 87, 88  
 Lary, Robert Y. .... 1949, 50, 51  
 Latham, Joel P. .... 1960, 61, 62  
 Lawrence (Trainer) ..... 1994, 95  
 Lawson, Bruce ..... 1982, 83  
 Lawson, Clarence O. .... 1949  
 Lawson, Doug ..... 1989  
 Lazarine, Marshall M. .... 1950  
 League, Thomas ..... 1944  
 LeBouef, Gordon E. .... 1957, 58, 59  
 LeCompte, J.P. .... 1999  
 Lechler, Derek ..... 2000  
 Lechler, Shane ..... 1996, 97, 98, 99  
 Ledbetter, Harry L. .... 1965, 66  
 Ledbetter, Ronald P. .... 1960, 61, 62  
 Lednick, Kyle ..... 1995, 96, 97, 98  
 Lee, Larry L. .... 1965, 66  
 Lee, Robert G. .... 1963  
 Leggett, Charles W. .... 1909  
 Lehrer, Robert (Trainer) ..... 1986, 87  
 Leiper, Sam E. .... 1922  
 Leisner, Lane (Manager) ..... 1982, 83  
 Lemmons, Bernard ..... 1950  
 Lemmons, Kevin (Manager) ..... 1995, 96, 97, 98  
 Lemons, Billy ..... 1973, 74, 75, 76  
 Leone, Frank ..... 1976, 77  
 Leone, Brandon ..... 2003, 04, 05, 06  
 Lewis, Anthony ..... 2006, 07, 08, 09  
 Lewis, Courtney ..... 2003, 04, 05, 06  
 Lewis, Darren ..... 1987, 88, 89, 90  
 Lewis, Mark ..... 1980, 81, 82, 84  
 Lewis, Patrick ..... 2009, 10, 11, 12  
 Lewis, Steve ..... 1979  
 Lewis, Trent ..... 1989, 90, 91  
 Leyendecker, Dan ..... 1988  
 Liles, Ike ..... 1983, 84  
 Lillard, Steve T. .... 1909  
 Lindblade, Ryan ..... 2013  
 Lindsey, Ernest M. .... 1935  
 Lindsey, Glynn ..... 1964, 65, 66  
 Lindsey, Ronald L. .... 1964, 65, 66  
 Linnstaedter, James A. .... 1961, 62, 63

Linscombe, Corry ..... 1984, 85  
 Lippman, Glenn E. .... 1949, 50, 51  
 Lister, W.S. .... 1926, 27  
 Littig, Michael ..... 1983  
 Little, Caleb ..... 2012  
 Little, Jack H. .... 1950, 51, 52  
 Little, Mike ..... 1978, 79, 80, 81  
 Little, Thomas ..... 1995  
 Littlefield, Dirk (Trainer) ..... 1999, 01  
 Litterst, Frank C. .... 1916  
 Lively, Britt ..... 2000  
 Lockett, Bobby J. .... 1956  
 Lofton, Steve ..... 1989  
 Long, Bob ..... 1966, 67, 68  
 Long, Don ..... 1972, 73, 74  
 Long, Dustin ..... 2002, 03  
 Long, Eldon W. .... 1943  
 Lopez, Ricky ..... 1981  
 Lord, George P. .... 1930, 31  
 Lord, Mike ..... 1969, 70, 71  
 Losada, Nick ..... 2002  
 Love, Andrew C. .... 1894, 98  
 Love, J.N. .... 1933  
 Love, Richard L. .... 1959  
 Loving, James W. .... 1904  
 Lowery, Gene ..... 1993, 94, 95  
 Lozano, Mark ..... 2007  
 Luebbehussen, Steve ..... 1969, 70, 71  
 Luethy, Don R. .... 1942  
 Luna, Otie C. .... 1957, 58  
 Luna, Saul ..... 1996  
 Lutrick, J.A. .... 1911  
 Lyday, Jeremy (Trainer) ..... 1999  
 Lyles, John V. .... 1912

**M**

Maddox, Randy ..... 1969  
 Madison, Lonnie ..... 1998, 99, 2000  
 Magourik, Conrad W. .... 1951, 52, 53  
 Magrill, O.B. .... 1929, 30, 31  
 Maham, Scott ..... 1987, 88  
 Mahan, Jack ..... 1917, 19, 20  
 Mahan, Michael ..... 1999, 2000, 01  
 Mahone, Matt ..... 1994, 96, 97  
 Malena, Ben ..... 2010, 11, 12, 13  
 Malone, C.C. .... 1930, 31  
 Malone, Grant (Manager) ..... 1989, 90, 91  
 Malone, Tyrone ..... 1990  
 Maltz, Hershel (Manager) ..... 1947  
 Mangan, Kyle ..... 2009, 10, 11  
 Mangum, Kevin ..... 2001, 02, 04  
 Manning, Justin ..... 2014  
 Manning, Nurahda ..... 2003, 04, 05, 06  
 Manning, Waylon E. .... 1935, 36  
 Manziel, Johnny ..... 2012, 13  
 Maples, Weldon L. .... 1941, 42  
 Marcus, James ..... 1987, 89  
 Marks, Jared ..... 1984, 85, 86  
 Marks, Robert E. .... 1955, 56, 57  
 Marquette, Leo J. .... 1952  
 Marshall, Mike ..... 1982  
 Marshall, Tank ..... 1973, 74, 75, 76  
 Martin, Amy (Trainer) ..... 2009  
 Martin, G.W. .... 1918, 19, 20  
 Martin, Gary Wayne ..... 1970  
 Martin, Harry ..... 1894  
 Martin, John ..... 1988  
 Martin, Peter ..... 2005  
 Martin, Sabrina (Trainer) ..... 2004  
 Martin, Sidney T. .... 1934  
 Martinez, Jackie (Trainer) ..... 2008  
 Massey, Chris (Trainer) ..... 1978  
 Massey, Haven ..... 2001, 02, 03  
 Masterson, L. .... 1902  
 Mastrogovanni, Jordan ..... 2013, 14  
 Matakis, Andy ..... 2003  
 Mathis, Jonathan ..... 2010, 12  
 Matthews, Howard ..... 2011, 12, 13, 14  
 Matthews, Jake ..... 2010, 11, 12, 13  
 Matthews, Kevin ..... 2006, 07, 08, 09  
 Matthews, Mason L. .... 1944, 45

Matthews, Mike ..... 2012, 13, 14  
 Mathews, Jason ..... 1991, 92, 93  
 Mathews, Ryan ..... 1991, 92, 93, 94  
 Mathison, Todd ..... 1991, 92, 93, 94  
 Maughmer, Lynn ..... 1978  
 Mauk, Albert ..... 1903, 05  
 Mauritz, Maddie (Trainer) ..... 2007  
 Mauritz, Mollie (Trainer) ..... 2008  
 Maxfield, Kyle ..... 1991, 92, 93, 94  
 Maxwell, David ..... 1994, 95  
 Maxwell, Stapp N. .... 1932  
 Maxwell, Tommy ..... 1966, 67, 68  
 May, Homer H. .... 1970, 71, 72  
 Mayeaux, Hayden E. .... 1951, 52  
 Mayes, Erik ..... 2004  
 Mayfield, J.D. Jr. (Manager) ..... 1949, 50  
 Mays, Will ..... 2002  
 Mazur, John ..... 1983, 84  
 McAfee, Keith ..... 1988, 89, 90, 91  
 McAllister, G.T. .... 1943, 44  
 McAnelly, Phil ..... 1968  
 McArthur, O.A. .... 1912  
 McBride, Brady (Video) ..... 2005, 06  
 McCaffrey, Gary ..... 1970  
 McCall, Mark (Trainer) ..... 1989, 90, 91, 92  
 McCall, Matt ..... 1987, 88, 89, 90  
 McCarley, Robert E. .... 1952  
 McCarthy, Toby ..... 1998, 99, 00  
 McCauley, Tango ..... 1999, 00  
 McClatchy, Scott (Trainer) ..... 1989, 90, 91  
 McClelland, Don A. .... 1957, 60  
 McClelland, H.W. .... 1922  
 McClintock, J.R. .... 1917  
 McCown, Randy ..... 1996, 97, 98, 99  
 McCoy, Jamie ..... 2008, 09  
 McCoy, Joe (Manager) ..... 1989, 90, 91  
 McCoy, Terrence ..... 2007, 08, 09, 10  
 McCoy, Torin ..... 1989, 90  
 McCravey, Sarah (Trainer) ..... 1998  
 McCray, Danny ..... 1993, 94, 95  
 McCrumby, John ..... 1973, 74  
 McDaniel, Archie ..... 2002, 03, 04, 05  
 McDermott, Pat ..... 1970, 71, 72  
 McDonald, Andy ..... 1988, 89  
 McDonald, Charles N. .... 1949, 50, 51  
 McDonald, Hugh F. .... 1894  
 McDonald, Pace ..... 1918  
 McDonald, William A. .... 1909  
 McDowell, Charles H. .... 1910  
 McElroy, Hugh ..... 1970, 71  
 McElroy, Leeland ..... 1993, 94, 95  
 McFadden, P.M. .... 1930, 31  
 McFarland, Arthur ..... 1903, 04  
 McFarland, H.F. .... 1893, 94  
 McFarland, James L. .... 1911  
 McGee, Stephen ..... 2005, 06, 07, 08  
 McGinnis, Francis K. .... 1900  
 McGonagall, J.D. .... 1894  
 McGonagle, Brad ..... 1990  
 McGowan, Billy Joe ..... 1952, 54  
 McGregor, Flint ..... 1902  
 McGuire, Eddy (Trainer) ..... 1989, 90  
 McGuire, Joseph D. .... 1924, 25  
 McGuire, Trace ..... 1985, 86, 87  
 McIlharry, Joe D. .... 1962, 63, 64  
 McKaughan, Edward W. .... 1964, 65  
 McKeehan, James ..... 1991, 92, 93, 94  
 McKinney, Seth ..... 1998, 99, 2000, 01  
 McKinney, Steve ..... 1994, 95, 96, 97  
 McKnight, J.B. .... 1916, 17  
 McLean, Ken J. .... 1962, 63, 65  
 McMahan, Billy M. .... 1953  
 McMahan, James T. .... 1950  
 McMillan, M. Blaisdale ..... 1894  
 McMillan, W.G. .... 1921, 22  
 McMullen, Typail ..... 1993, 94, 95  
 McMurrey, J.D. .... 1917  
 McNeal, Kenric ..... 2009, 10, 11, 12  
 McNeill, Reggie ..... 2002, 03, 04, 05  
 McNeill, J.C. .... 1894  
 McQueen, Conner ..... 2013, 14  
 McQueen, Justin ..... 2008, 09

McQueen, Mark ..... 1981, 82  
 Means, Nicole (Trainer) ..... 2010  
 Meeks, Thomas E. .... 1962, 63, 64  
 Meitzen, J.B. .... 1924  
 Mengers, Emily (Trainer) ..... 2009  
 Mengers, Sarah (Trainer) ..... 2007  
 Mercer, Arthur J. .... 1941, 42  
 Merka, Jeremiah H. .... 1933  
 Mertz, Alaina (Trainer) ..... 1994  
 Meyer, D. .... 1902  
 Meyer, William H. .... 1949, 50, 51  
 Meyers, Phillip ..... 1994, 95, 96, 97  
 Michael, Christine ..... 2009, 10, 11, 12  
 Mickens, Ray ..... 1992, 93, 94, 95  
 Middleton, Bobby ..... 1984, 85, 86  
 Middleton, Doug ..... 1985  
 Mikeska, Brad (Manager) ..... 2005  
 Mikeska, Russell ..... 1976, 77  
 Miles, Wadine ..... 1977  
 Milkavich, James ..... 2003  
 Mikeska, Bradley (Manager) ..... 2004  
 Miller, A.R. .... 1912  
 Miller, Eric E. .... 1951, 52, 53  
 Miller, John ..... 1989, 90  
 Miller, L. .... 1902  
 Miller, Stephen (Trainer) ..... 1993, 94  
 Miller, T.L. .... 1921, 22  
 Miller, Thomas B. .... 1939  
 Miller, Vance W. .... 1912, 13  
 Miller, Von ..... 2007, 08, 09, 10  
 Milligan, Garry ..... 1976, 77, 78  
 Milligan, Wayne ..... 1903, 07  
 Mills, J. Kenneth ..... 1937  
 Mills, Kyle (Trainer) ..... 2000  
 Mills, Thomas W. .... 1927, 28, 29  
 Millsap, Lenard ..... 1970  
 Milstead, Charles F. .... 1957, 58, 59  
 Minnock, W.A. .... 1937, 38  
 Mitchell, Billy ..... 1990, 92, 93, 94  
 Mitchell, Brandon ..... 1993, 94, 95, 96  
 Mitchell, Brian ..... 1991, 92, 93, 94  
 Mitchell, Keith ..... 1993, 94, 95, 96  
 Mitchell, Merlin ..... 1915, 16  
 Moble, DeQawn ..... 2004, 05  
 Moeller, Sam ..... 2012, 13, 14  
 Mohn, Walter ..... 1967  
 Molberg, Carl ..... 1948, 49, 50  
 Moncrief, Monte P. .... 1943, 44, 45, 46  
 Monk, Kevin ..... 1974, 75, 76, 77  
 Montgomery, J.B. .... 1942  
 Montgomery, Michael ..... 2003, 04  
 Montgomery, Roark ..... 1912  
 Moon, L.B. .... 1987, 88  
 Moore, A.A. .... 1930, 31  
 Moore, Damontre ..... 2010, 11, 12  
 Moore, Doyle H. .... 1949  
 Moore, Eric ..... 1989, 90  
 Moore, George F. .... 1907, 08  
 Moore, Kirk (Manager) ..... 1993, 94  
 Moore, Mack ..... 1979, 80  
 Moore, Matt ..... 1997  
 Moore, Travis (Trainer) ..... 2004  
 Moore, William R. .... 1962, 63, 64  
 Moore, W. Scott ..... 1907, 08, 09, 10  
 Moorman, Maurice ..... 1966  
 Moore, Ashley (Manager) ..... 2001  
 Morgan, Sylvester ..... 1984, 85, 86, 87  
 Morris, A.B. .... 1920, 21, 22  
 Morris, Alex ..... 1985, 86, 87, 88  
 Morris, David (Manager) ..... 2005, 06  
 Morris, Jared ..... 2000, 01, 02, 03  
 Morrison, D.E. .... 1912  
 Morrison, P.M. .... 1896  
 Morrow, Howard ..... 2005, 06, 08, 09  
 Morrow, Johnnie ..... 1935, 36  
 Mortensen, James E. .... 1945  
 Moseley, Hal ..... 1897, 98, 99, 1900  
 Mosley, Mike ..... 1977, 78, 79, 80  
 Moser, R. Derace ..... 1939, 40, 41  
 Moses, Sam F. .... 1949, 50, 51  
 Moss, Matt ..... 2008, 09

Mossberg, W.G. .... 1984  
 Motley, Larry ..... 1986  
 Motley, Zolus C. .... 1939, 41  
 Moulden, Carl D. .... 1929, 30, 31  
 Mudd, Dennis ..... 1985  
 Muhlbach, Don ..... 2002, 03  
 Mulholland, Ray W. .... 1940, 41, 42  
 Mullen, Steve ..... 1968  
 Muller, Jay ..... 1984, 85, 86  
 Muniz, James ..... 1996  
 Munson, George (Manager) ..... 1972  
 Munson, Joe U. Jr. .... 1957, 58  
 Murchison, Phil (Trainer) ..... 1993, 94  
 Murname, T. (Manager) ..... 1944, 45, 46  
 Murphy, A.L. (Manager) ..... 1952, 53  
 Murphy, James L. .... 1959, 60, 61  
 Murphy, Jennifer (Manager) ..... 2002  
 Murphy, Mike (Manager) ..... 1980, 81  
 Murphy, Terrence ..... 2001, 02, 03, 04  
 Murrah, Thomas F. .... 1963, 64, 65  
 Murrah, W.E. .... 1918, 19, 20, 21  
 Murray, Jon (Trainer) ..... 1995  
 Murray, Kevin ..... 1983, 84, 85, 86  
 Murray, Paul ..... 1989, 90  
 Murray, R.L. .... 1932, 33  
 Murski, Robert ..... 1970, 71, 72  
 Myers, Frank ..... 1974, 75, 76, 77  
 Myers, O.W. .... 1897, 98, 99

**N**

Naiser, Derek ..... 1988  
 Nakos, Alex (Manager) ..... 1988, 89  
 Nakos, Spiro (Manager) ..... 1990, 92, 93  
 Nasser, Al ..... 1978  
 Neal, Apryl (Manager) ..... 2001  
 Nealy, Otis ..... 1989, 90, 91, 92  
 Nealy, Spencer ..... 2009, 10, 11, 12  
 Neece, Clarence M. .... 1919, 20, 08  
 Neely, Roy G. .... 1922, 23  
 Neff, Asa J. .... 1902  
 Nehib, Greg ..... 1988  
 Nelms, Milton R. .... 1912  
 Nelson, Freddie A. .... 1965  
 Nelson, Jeff ..... 1982, 83, 84, 85  
 Neill, Doug ..... 1969, 70, 71  
 Nesrsta, J.O. .... 1935, 36, 37  
 Netardus, Jaro G. Jr. .... 1949, 51  
 Nettles, Rusty ..... 1981, 82  
 Neumann, Layne ..... 2004, 05, 06  
 Neville, Henry A. .... 1943  
 Newton, Broderick ..... 2004, 05, 06  
 Newton, Keith ..... 1983, 84  
 Newton, Matt (Manager) ..... 2004, 05  
 Nguyen, Dat ..... 1995, 96, 97, 98  
 Niederhofer, Boone ..... 2014  
 Nicholas, Don R. .... 1949  
 Nichols, Jerry D. .... 1964, 65  
 Nichols, Terry ..... 1998, 99  
 Nicholson, John David ..... 2005  
 Niland, Thomas K. .... 1951, 52  
 Nilson, John H. .... 1963, 64, 65  
 Noble, Elton ..... 1899, 1900  
 Nohavitzka, Elo E. .... 1949, 50, 51  
 Noil, Speedy ..... 2014  
 Nolan, Willis ..... 1930, 31, 32  
 Nolen, Lockhart (Manager) ..... 1948  
 Northup, Roy F. .... 1958, 59, 60  
 Noto, Jeff (Trainer) ..... 2005  
 Novosad, Steven (Trainer) ..... 1995, 96, 98  
 Nwachukwu, Uzoma ..... 2009, 10, 11, 12

**O**

O'Brien, Sammy ..... 1984, 85, 86, 87  
 O'Bryant, Ryan ..... 2008, 09  
 Obohia, Julien ..... 2012, 13, 14  
 Obiozor, Cyril ..... 2005, 06, 07, 08  
 Ochterbeck, W.J. .... 1924, 25  
 Odom, Lynn ..... 1967, 68, 69  
 Odom, Van ..... 1969, 70, 71  
 Ogbuehi, Cedric ..... 2011, 12, 13, 14  
 Ogden, Edward ..... 1942

HISTORY







# TEXAS A&M's BOWL HISTORY (17-19)

YEAR	BOWL	DATE	LOCATION	STADIUM	RESULT
2014	Liberty	Dec. 29, 2014	Memphis, Tenn.	Liberty Stadium	A&M .....45 West Virginia ..... 37
2013	Chick-fil-A	Dec. 31, 2013	Atlanta, Ga.	Georgia Dome	A&M .....52 Duke ..... 48
2013	Cotton	Jan. 4, 2013	Arlington, Texas	Cowboys Stadium	A&M .....41 Oklahoma ..... 13
2011	Texas	Dec. 31, 2011	Houston, Texas	Reliant Stadium	A&M .....33 Northwestern ..... 22
2011	Cotton	Jan. 7, 2011	Arlington, Texas	Cowboys Stadium	LSU .....41 A&M ..... 24
2009	Independence	Dec. 28, 2009	Shreveport, La.	Independence Stadium	Georgia .....44 A&M ..... 20
2007	Alamo	Dec. 29, 2007	San Antonio, Texas	Alamodome	Penn State .....24 A&M ..... 17
2006	Holiday	Dec. 28, 2006	San Diego, Calif.	Qualcomm Stadium	California .....45 A&M ..... 10
2005	Cotton	Jan. 1, 2005	Dallas, Texas	Cotton Bowl	Tennessee .....38 A&M ..... 7
2001	Houston	Dec. 28, 2001	Houston, Texas	Astrodome	A&M .....28 TCU ..... 9
2000	Independence	Dec. 31, 2000	Shreveport, La.	Independence Stadium	Mississippi State .....43 OT A&M ..... 41
1999	Sugar	Jan. 1, 1999	New Orleans, La.	Superdome	Ohio State .....24 A&M ..... 14
1999	Alamo	Dec. 28, 1999	San Antonio, Texas	Alamodome	Penn State .....24 A&M ..... 0
1998	Cotton	Jan. 1, 1998	Dallas, Texas	Cotton Bowl	UCLA .....29 A&M ..... 23
1995	Alamo	Dec. 29, 1995	San Antonio, Texas	Alamodome	A&M .....22 Michigan ..... 20
1994	Cotton	Jan. 1, 1994	Dallas, Texas	Cotton Bowl	Notre Dame .....24 A&M ..... 21
1993	Cotton	Jan. 1, 1993	Dallas, Texas	Cotton Bowl	Notre Dame .....28 A&M ..... 3
1992	Cotton	Jan. 1, 1992	Dallas, Texas	Cotton Bowl	Florida State .....10 A&M ..... 2
1990	Holiday	Dec. 29, 1990	San Diego, Calif.	Jack Murphy Stadium	A&M .....65 BYU ..... 14
1989	Sun	Dec. 30, 1989	El Paso, Texas	Sun Bowl	Pittsburgh .....31 A&M ..... 28
1988	Cotton	Jan. 1, 1988	Dallas, Texas	Cotton Bowl	A&M .....35 Notre Dame ..... 10
1987	Cotton	Jan. 1, 1987	Dallas, Texas	Cotton Bowl	Ohio State .....28 A&M ..... 12
1986	Cotton	Jan. 1, 1986	Dallas, Texas	Cotton Bowl	A&M .....36 Auburn ..... 16
1981	Independence	Dec. 12, 1981	Shreveport, La.	Fair Park Stadium	A&M .....33 Oklahoma State ..... 16
1978	Hall of Fame	Dec. 20, 1978	Birmingham, Ala.	Legion Field	A&M .....28 Iowa State ..... 12
1977	Bluebonnet	Dec. 31, 1977	Houston, Texas	Astrodome	USC .....47 A&M ..... 28
1977	Sun	Jan. 2, 1977	El Paso, Texas	Sun Bowl	A&M .....37 Florida ..... 14
1975	Liberty	Dec. 22, 1975	Memphis, Tenn.	Liberty Bowl	USC .....20 A&M ..... 0
1968	Cotton	Jan. 1, 1968	Dallas, Texas	Cotton Bowl	A&M .....20 Alabama ..... 16
1957	Gator	Dec. 27, 1957	Jacksonville, Fla.	Gator Bowl	Tennessee .....3 A&M ..... 0
1950	Presidential Cup	Dec. 8, 1950	College Park, Md.	Byrd Stadium	A&M .....40 Georgia ..... 20
1944	Orange	Jan. 1, 1944	Miami, Fla.	Orange Bowl	LSU .....19 A&M ..... 14
1942	Cotton	Jan. 1, 1942	Dallas, Texas	Cotton Bowl	Alabama .....29 A&M 2 ..... 1
1941	Cotton	Jan. 1, 1941	Dallas, Texas	Cotton Bowl	A&M .....13 Fordham ..... 12
1940	Sugar	Jan. 1, 1940	New Orleans, La.	Tulane Stadium	A&M .....14 Tulane ..... 13
1922	Dixie Classic	Jan. 2, 1922	Dallas, Texas	Fair Park	A&M .....22 Centre College ..... 14

A Centre College runner (dark jersey) is stopped on the A&M 1-yard line. A&M's T.F. "Puny" Wilson is No. 3 and Cap Murrah is No. 11. Wilson was the hero of the 1922 Dixie Classic, scoring two touchdowns and a safety as the Aggies posted a huge upset.







**1973**

S 22	NR	A&M at #11	LSU	L	23-28
N 22	NR	A&M #11	Texas	L	13-42

**1972**

S 16	NR	A&M at #9	Nebraska	L	7-37
S 23	NR	A&M at #9	LSU	L	17-42
N 04	NR	A&M #20	Arkansas	W	10-7
N 24	NR	A&M at #6	Texas	L	3-38

**1971**

S 25	NR	A&M at #1	Nebraska	L	7-34
O 30	NR	A&M at #8	Arkansas	W	17-9
N 25	NR	A&M #12	Texas	L	14-34

**1970**

S 19	NR	A&M at #12	LSU	W	20-18
S 26	NR	A&M at #1	Ohio State	L	13-56
O 03	NR	A&M at #8	Michigan	L	10-14
O 31	NR	A&M #8	Arkansas	L	6-45
N 26	NR	A&M at #1	Texas	L	14-52

**1969**

N 01	NR	A&M at #4	Arkansas	L	13-35
N 27	NR	A&M #1	Texas	L	12-49

**1968**

S 21	#13	A&M at #18	LSU	L	12-13
O 05	#17	A&M at NR	Florida State	L	14-20
N 02	NR	A&M #17	Arkansas	L	22-25
N 28	NR	A&M at #6	Texas	L	14-35

**1967**

J 01*	NR	A&M vs #8	Alabama	W	20-16
-------	----	-----------	---------	---	-------

*\* Cotton Bowl, Dallas.*

**1966**

O 29	NR	A&M #9	Arkansas	L	0-34
------	----	--------	----------	---	------

**1965**

S 18	NR	A&M at #8	LSU	L	0-10
O 30	NR	A&M at #2	Arkansas	L	0-31

**1964**

O 31	NR	A&M #4	Arkansas	L	0-17
N 26	NR	A&M at #5	Texas	L	7-26

**1963**

N 28	NR	A&M #1	Texas	L	13-15
------	----	--------	-------	---	-------

**1962**

S 22	NR	A&M at #5	LSU	L	0-21
N 03	NR	A&M #8	Arkansas	L	7-17
N 22	NR	A&M at #4	Texas	L	3-13

**1961**

N 23	NR	A&M #5	Texas	L	0-25
------	----	--------	-------	---	------

**1960**

O 22	NR	A&M at #7	Baylor	L	0-14
O 29	NR	A&M at #12	Arkansas	L	3-7
N 12	NR	A&M at #16	Rice	L	14-21

**1959**

S 19	NR	A&M at #19	Michigan St.	W	9-7
O 31	NR	A&M at #17	Arkansas	L	7-12
N 26	NR	A&M #4	Texas	L	17-20

**1958**

S 20	#20	A&M NR	Texas Tech	L	14-15
O 18	NR	A&M #20	TCU	L	8-24
N 08	NR	A&M at #20	SMU	L	0-33

**1957**

S 21^	#2	A&M vs NR	Maryland	W	21-13
S 28	#2	A&M NR	Texas Tech	W	21-0
O 05	#5	A&M at NR	Missouri	W	28-0
O 12	#3	A&M NR	Houston	W	28-6
O 19	#3	A&M at NR	TCU	W	7-6
O 26	#2	A&M at NR	Baylor	W	14-0
N 02	#1	A&M at #11	Arkansas	W	7-6
N 09	#1	A&M NR	SMU	W	19-6
N 16	#1	A&M at #20	Rice	L	6-7
N 28	#4	A&M NR	Texas	L	7-9
D 31*	#8	A&M vs #13	Tennessee	L	0-3

*^ at Dallas. \* Gator Bowl, Jacksonville, Fla.*

**1956**

S 22	#9	A&M NR	Villanova	W	19-0
S 29	#11	A&M at NR	LSU	W	9-6
O 06	#11	A&M NR	Texas Tech	W	40-7
O 13	#9	A&M at NR	Houston	T	14-14
O 20	#14	A&M #4	TCU	W	7-6
O 27	#7	A&M #8	Baylor	W	19-13
N 03	#5	A&M NR	Arkansas	W	27-0
N 10	#5	A&M at NR	SMU	W	33-7
N 17	#5	A&M at NR	Rice	W	21-7
N 29	#4	A&M at NR	Texas	W	34-21

**1955**

S 17	NR	A&M at #1	UCLA	L	0-21
S 24	NR	A&M at #16	LSU	W	28-0
O 15	#19	A&M at #7	TCU	W	19-16
O 22	#12	A&M at #16	Baylor	W	19-7
O 29	#11	A&M at NR	Arkansas	T	7-7
N 05	#12	A&M NR	SMU	W	13-2
N 12	#9	A&M at NR	Rice	W	20-12
N 24	#8	A&M NR	Texas	L	6-21

**1954**

S 18	NR	A&M #19	Texas Tech	L	9-41
O 30	NR	A&M #4	Arkansas	L	7-14

**1953**

O 03	NR	A&M #18	Georgia	W	14-12
O 24	#15	A&M at #6	Baylor	L	13-14
N 14	NR	A&M at #16	Rice	L	7-34
N 26	NR	A&M #11	Texas	L	12-21

**1952**

S 27	NR	A&M at #1	Michigan St.	L	6-48
N 27	NR	A&M at #10	Texas	L	12-32

**1951**

S 30	#6	A&M at NR	UCLA	W	21-14
O 06	#10	A&M NR	Texas Tech	W	20-7
O 13	#4	A&M #11	Oklahoma	W	14-7
O 20	#6	A&M at NR	TCU	L	14-20
O 27	#16	A&M at #7	Baylor	T	21-21
N 03	#18	A&M at NR	Arkansas	L	21-33
N 29	NR	A&M #16	Texas	W	22-21

**1950**

S 30	NR	A&M at #6	Oklahoma	L	28-34
O 28	#13	A&M NR	Baylor	L	20-27
N 11	NR	A&M at #7	SMU	W	25-20
N 18	#12	A&M at NR	Rice	L	13-21
N 30	NR	A&M #5	Texas	L	0-17

**1949**

O 22	NR	A&M #11	Baylor	L	0-21
N 05	NR	A&M #9	SMU	T	27-27
N 12	NR	A&M #7	Rice	L	0-13

**1948**

N 06	NR	A&M at #8	SMU	L	14-20
------	----	-----------	-----	---	-------

**1947**

N 08	NR	A&M #3	SMU	L	0-13
N 29	NR	A&M #7	Texas	L	13-32

**1946**

N 16	NR	A&M #14	Rice	L	10-27
N 28	NR	A&M at #20	Texas	L	7-24

**1945**

O 13	#17	A&M at NR	LSU	L	12-31
N 29	NR	A&M #10	Texas	L	10-20

**1943**

O 16	#18	A&M at NR	TCU	W	13-0
O 23	#13	A&M NR	NTAC	T	0-0
O 30	#19	A&M at NR	Arkansas	W	13-0
N 06	#16	A&M NR	SMU	W	22-0
N 13	#14	A&M at NR	Rice	W	20-0
N 25	#16	A&M #12	Texas	L	13-27

**1942**

O 17	NR	A&M #17	TCU	L	2-7
N 26	NR	A&M at #18	Texas	L	6-12

**1941**

O 18	#14	A&M at NR	TCU	W	14-0
O 25	#9	A&M NR	Baylor	W	48-0
N 01	#5	A&M at NR	Arkansas	W	7-0
N 08	#5	A&M NR	SMU	W	21-10
N 15	#4	A&M at NR	Rice	W	19-6
N 27	#2	A&M #10	Texas	L	0-23
D 05	#9	A&M #19	Wash. State	W	7-0
J 01*	#9	A&M vs #20	Alabama	L	21-29

*\* Cotton Bowl, Dallas.*

**1940**

O 19	#2	A&M NR	TCU	W	21-7
O 26	#4	A&M at NR	Baylor	W	14-7
N 02	#5	A&M NR	Arkansas	W	17-0
N 09	#4	A&M at #14	SMU	W	19-7
N 16	#3	A&M NR	Rice	W	25-0
N 28	#2	A&M at NR	Texas	L	0-7
J 01*	#6	A&M vs #12	Fordham	W	13-12

*\* Cotton Bowl, Dallas.*

**1939**

O 21	#9	A&M at NR	TCU	W	20-6
O 28	#5	A&M NR	Baylor	W	20-0
N 04	#5	A&M at NR	Arkansas	W	27-0
N 11	#2	A&M #13	SMU	W	6-2
N 18	#2	A&M at NR	Rice	W	19-0
N 30	#1	A&M NR	Texas	W	20-0
J 01*	#1	A&M vs #5	Tulane	W	14-13

*\* Sugar Bowl, New Orleans, La.*

**1938**

O 22	NR	A&M at #17	Baylor	T	6-6
------	----	------------	--------	---	-----

**1937**

O 23	#13	A&M #18	Baylor	L	0-13
O 30	NR	A&M at #20	Arkansas	L	13-26
N 13	NR	A&M at #15	Rice	T	6-6

**1936**

O 24	#14	A&M at NR	Baylor	T	0-0
N 14	#15	A&M at NR	San Francisco	W	38-14
N 17	#15	A&M at NR	Utah	W	20-7
N 21	#14	A&M at NR	Centenary	L	0-3



# A&M vs. RANKED OPPONENTS

Associated Press poll, since 1936



**29-24 WIN OVER #1 ALABAMA**  
Nov. 10, 2012

## AP NO. 1 (2-11)

Sept. 14, 2013	Alabama	L	42-49
Nov. 10, 2012	at Alabama	W	29-24
Nov. 8, 2003	Oklahoma	L	0-77
Nov. 9, 2002	Oklahoma	W	30-26
Nov. 11, 2000	Oklahoma	L	31-35
Nov. 26, 1977	Texas	L	28-57
Sept. 25, 1971	at Nebraska	L	7-34
Nov. 26, 1970	at Texas	L	14-52
Sept. 26, 1970	at Ohio State	L	13-56
Nov. 27, 1969	Texas	L	12-49
Nov. 27, 1963	Texas	L	13-15
Sept. 17, 1955	at UCLA	L	0-21
Oct. 11, 1952	at Michigan State	L	6-48

## AP NO. 2 (2-7)

Nov. 5, 2005	Texas	L	29-40
Nov. 6, 2004	Oklahoma	L	35-42
Dec. 5, 1998	vs Kansas State (207)	W	36-33
<i>(Big 12 Championship, St. Louis)</i>			
Oct. 10, 1998	vs Nebraska	W	28-21
Aug. 31, 1998	vs Florida State	L	14-23
<i>(Kickoff Classic, East Rutherford, N.J.)</i>			
Dec. 6, 1997	vs Nebraska	L	15-54
<i>(Big 12 Championship, San Antonio)</i>			
Aug. 27, 1988	vs Nebraska	L	14-23
<i>(Kickoff Classic, East Rutherford, N.J.)</i>			
Nov. 26, 1983	Texas	L	13-45
Oct. 30, 1965	at Arkansas	L	0-31

## AP NO. 3 (1-4)

Nov. 8, 2014	at Auburn	W	41-38
Nov. 26, 2009	Texas	L	39-49
Nov. 10, 2001	at Oklahoma	L	10-31
Jan. 1, 1999	vs Ohio State (Sugar Bowl)	L	24-14
Oct. 1, 1977	at Michigan	L	3-41

## AP NO. 4 (1-7)

Nov. 27, 2008	at Texas	L	9-49
Jan. 1, 1994	vs Notre Dame (Cotton Bowl)	L	21-24
Oct. 30, 1982	at SMU	L	9-47
Nov. 1, 1969	at Arkansas	L	13-35
Oct. 31, 1964	Arkansas	L	0-17
Nov. 22, 1962	at Texas	L	3-13
Nov. 26, 1959	Texas	L	17-20
Oct. 20, 1956	TCU	W	7-6

## AP NO. 5 (3-11)

Nov. 30, 2013	at Missouri	L	21-28
Nov. 3, 2007	at Oklahoma	L	14-42
Nov. 25, 2004	at Texas	L	13-26
Nov. 23, 2001	Texas	L	7-21
Nov. 26, 1999	Texas	W	20-16
Jan. 1, 1998	vs UCLA (Cotton Bowl)	L	23-29
Jan. 1, 1993	vs Notre Dame (Cotton Bowl)	L	3-28
Jan. 1, 1992	vs Florida State (Cotton Bowl)	L	2-10
Dec. 1, 1990	at Texas	L	27-28
Nov. 28, 1975	Texas	W	20-10
Nov. 26, 1964	at Texas	L	7-26
Sept. 22, 1962	at LSU	L	0-21
Nov. 23, 1961	Texas	L	0-25
Jan. 1, 1940	vs Tulane (Sugar Bowl)	W	14-13

## HIGHEST-RANKED OPPONENTS BEATEN

Nov. 10, 2012	at #1 Alabama	W	29-24
Nov. 9, 2002	#1 Oklahoma	W	30-26
Nov. 26, 1999	#5 Texas	W	20-16
Oct. 10, 1998	#2 Nebraska	W	28-21
Dec. 5, 1998	#2 Kansas State (207)	W	36-33
<i>(Big 12 Championship, St. Louis)</i>			

Nov. 28, 1975	#5 Texas	W	20-10
Oct. 20, 1956	#4 TCU	W	7-6
Jan. 1, 1940	vs #5 Tulane (Sugar Bowl)	W	14-13

## HIGHEST-RANKED ROAD WIN

Nov. 10, 2012	at #1 Alabama	W	29-24
Sept. 22, 1979	at #6 Penn State	W	27-14

## RECENT TOP-10 WINS AT HOME

Nov. 20, 2010	#9 Nebraska	W	9-6
Nov. 9, 2002	#1 Oklahoma	W	30-26
Oct. 28, 2000	#10 Kansas State	W	26-10
Nov. 26, 1999	#5 Texas	W	20-16
Oct. 10, 1998	#2 Nebraska	W	28-21
Oct. 14, 1989	#8 Houston	W	17-13

## A&M vs. AP TOP-10 OPPONENTS (25-67)

Nov. 8, 2014	at #3 Auburn	W	41-38
Oct. 18, 2014	at #7 Alabama	L	0-59
Oct. 11, 2014	#3 Ole Miss	L	20-35
Aug. 28, 2014	at #9 South Carolina	W	52-28
Nov. 30, 2013	at #5 Missouri	L	21-28
Sept. 14, 2013	#1 Alabama	L	42-49
Nov. 10, 2012	at #1 Alabama	W	29-24
Nov. 5, 2011	at #7 Oklahoma	L	25-41
Sept. 24, 2011	#7 Oklahoma St	L	29-30
Nov. 20, 2010	#9 Nebraska	W	9-6
Nov. 26, 2009	#3 Texas	L	39-49
Nov. 27, 2008	at #4 Texas	L	9-49
Nov. 8, 2008	#6 Oklahoma	L	28-66
Oct. 18, 2008	#7 Texas Tech	L	25-43
Nov. 10, 2007	at #7 Missouri	L	26-40
Nov. 3, 2007	at #3 Oklahoma	L	14-42
Nov. 25, 2005	#2 Texas	L	29-40
Nov. 25, 2004	at #5 Texas	L	13-26
Nov. 6, 2004	#2 Oklahoma	L	35-42
Nov. 28, 2003	#6 Texas	L	15-46
Nov. 8, 2003	at #1 Oklahoma	L	0-77
Sept. 18, 2003	at #8 Virginia Tech	L	19-35
Nov. 29, 2002	at #10 Texas	L	20-50
Nov. 9, 2002	#1 Oklahoma	W	30-26
Sept. 21, 2002	#7 Virginia Tech	L	3-13
Nov. 23, 2001	at #5 Texas	L	7-21
Nov. 10, 2001	at #3 Oklahoma	L	10-31
Nov. 11, 2000	#1 Oklahoma	L	31-35
Oct. 28, 2000	#10 Kansas State	W	26-10
Nov. 26, 1999	#5 Texas	W	20-16
Jan. 1, 1999	vs #3 Ohio State	L	24-14
Dec. 5, 1998	vs #2 Kansas State	W	36-33
Oct. 10, 1998	#2 Nebraska	W	28-21
Aug. 31, 1998	vs #2 Florida State	L	14-23



**41-38 WIN OVER #3 AUBURN**  
Nov. 8, 2014

Jan. 1, 1998	vs #5 UCLA	L	23-29
Dec. 6, 1997	vs #2 Nebraska	L	15-54
Dec. 2, 1995	#6 Texas	L	6-16
Sept. 23, 1995	at #7 Colorado	L	21-29
Jan. 1, 1994	vs #4 Notre Dame	L	21-24
Jan. 1, 1993	vs #5 Notre Dame	L	3-28
Jan. 1, 1992	vs #5 Florida State	L	2-10
Dec. 1, 1990	at #5 Texas	L	27-28
Nov. 24, 1989	#10 Arkansas	L	22-23
Oct. 14, 1989	#8 Houston	W	17-13
Sept. 2, 1989	#7 LSU	W	28-16
Aug. 27, 1988	vs #2 Nebraska	L	14-23
Sept. 19, 1987	#10 Washington	W	29-12
Sept. 5, 1987	#6 LSU	L	3-17
Nov. 16, 1985	#9 Arkansas	W	10-6

Nov. 26, 1983	#2 Texas	L	13-45
Oct. 30, 1982	at #4 SMU	L	9-47
Nov. 26, 1981	#7 Texas	L	13-21
Dec. 1, 1979	#6 Texas	W	13-7
Nov. 17, 1979	#9 Arkansas	L	10-22
Oct. 13, 1979	#6 Houston	L	14-17
Sept. 22, 1979	at #6 Penn State	W	27-14
Nov. 26, 1977	#1 Texas	L	28-57
Nov. 13, 1977	#8 Arkansas	L	20-26
Oct. 1, 1977	at #3 Michigan	L	3-41
Sept. 24, 1977	at #7 Texas Tech	W	33-17
Nov. 28, 1975	#5 Texas	W	20-10
Oct. 12, 1974	#7 Texas Tech	W	28-7
Sept. 21, 1974	at #7 LSU	W	21-14
Nov. 23, 1972	at #6 Texas	L	3-38

Sept. 23, 1972	at #9 LSU	L	17-42
Sept. 16, 1972	at #9 Nebraska	L	7-37
Oct. 30, 1971	at #8 Arkansas	W	17-9
Sept. 25, 1971	at #1 Nebraska	L	7-34
Nov. 26, 1970	at #1 Texas	L	14-52
Oct. 31, 1970	#8 Arkansas	L	6-45
Oct. 3, 1970	at #8 Michigan	L	10-14
Sept. 26, 1970	at #1 Ohio State	L	13-56
Nov. 27, 1969	#1 Texas	L	12-49
Nov. 1, 1969	at #4 Arkansas	L	13-35
Nov. 28, 1968	at #6 Texas	L	14-35
Jan. 1, 1968	vs #8 Alabama	W	20-16
Oct. 29, 1966	#9 Arkansas	L	0-34
Oct. 30, 1965	at #2 Arkansas	L	0-31
Sept. 18, 1965	at #8 LSU	L	0-10
Nov. 26, 1964	at #5 Texas	L	7-26
Oct. 31, 1964	#4 Arkansas	L	0-17
Nov. 27, 1963	#1 Texas	L	13-15
Nov. 22, 1962	at #4 Texas	L	3-13
Nov. 3, 1962	#8 Arkansas	L	7-17
Sept. 22, 1962	at #5 LSU	L	0-21
Nov. 23, 1961	#5 Texas	L	0-25
Oct. 22, 1960	at #7 Baylor	L	0-14
Nov. 26, 1959	#4 Texas	L	17-20
Oct. 27, 1956	at #8 Baylor	W	19-13
Oct. 20, 1956	at #4 TCU	W	7-6
Oct. 15, 1955	at #7 TCU	W	19-16
Sept. 17, 1955	at #1 UCLA	L	0-2
Oct. 11, 1952	at #1 Michigan State	L	6-48
Nov. 22, 1941	at #10 Texas	L	0-23
Nov. 28, 1940	at #10 Texas	L	0-7
Jan. 1, 1940	at #5 Tulane	W	14-13